



MJESEČNI STATISTIČKI PRIKAZ MINISTARSTVA FINANCIJA broj 4

MONTHLY STATISTICAL REVIEW OF MINISTRY OF FINANCE number 4

UKUPNI DEFICIT/SUFICIT SREDIŠNJE DR. AVE
OVERALL CENTRAL GOVERNMENT DEFICIT/SURPLUS



CROLEI - NAVJEŠĆUJUĆI POKAZATELJ INDUSTRIJSKE PROIZVODNJE

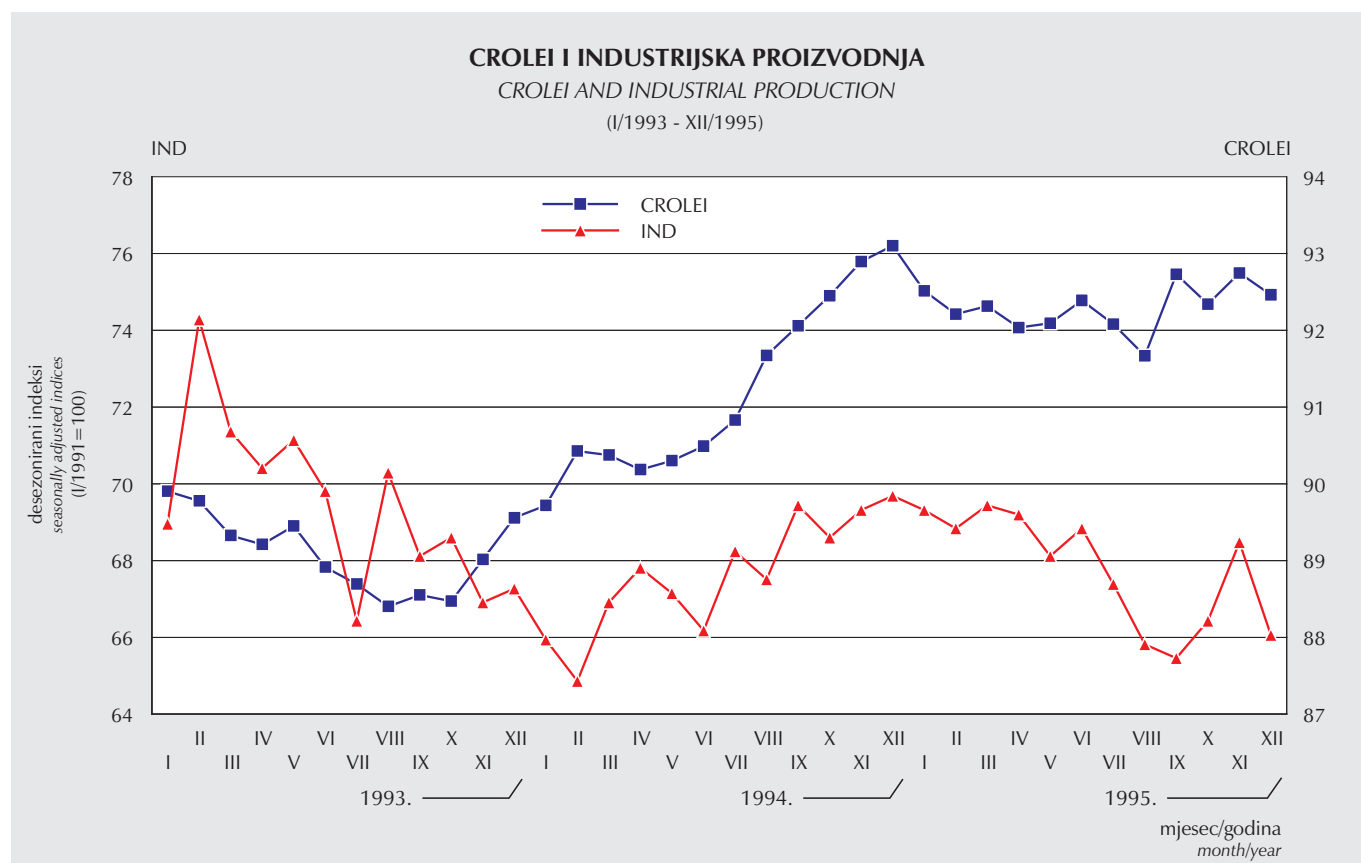
Upotrebom tzv. navješćujućih indikatora Ekonomski Institut - Zagreb i Ministarstvo financija izrađuju kompozitni indeks CROLEI za kratkoročno prognoziranje kretanja gospodarske aktivnosti u Hrvatskoj. **CROLEI (CROatian Leading Economic Indicator)** indeks temelji se na metodologiji razvijenoj u američkom National Bureau of Economic Research, pri čemu se kao referentna serija koristi indeks industrijske proizvodnje. Ovaj pokazatelj odrađava kretanje slijedećih deset navješćujućih pokazatelja: indeks fizičkog obujma zaliha sirovina kod proizvođača u industriji, broj korisnika novčane naknade zbog nezaposlenosti, izvršeni sati rada u graditeljstvu, vrijednost ugovorenih građevinskih radova u zemlji-ukupno, promet u trgovini na malo, promet u trgovini na veliko, uvoz repromaterijala, materijalni rashodi neprivrede, primanja stanovništva od prodaje proizvoda i usluga, novčana masa, M1.

CROLEI indeks navješćuje trend industrijske proizvodnje i globalne ekonomske aktivnosti oko **5-6** mjeseci unaprijed. Uzastopan pad njegove vrijednosti u prvom tromjesečju prošle godine navjestio je slično ponašanje industrijske proizvodnje sredinom 1995. godine. Kretanje CROLEI indeksa u drugom tromjesečju, sve do kolovoza 1995, tek navješćuje postupno zaustavljanje negativnih stopa referentne serije i njezino stabiliziranje krajem 1995. i na samom početku 1996. godine. Stoga s oprezom treba promatrati iznenadni "oporavak" industrije u posljednjem tromjesečju (koji može biti pod dominantnim utjecajem iregularne komponente), što potvrđuje vrijednost referentne serije u posljednjem mjesecu 1995. godine. Zaokret CROLEI indeksa posljednjih mjeseci 1995. godine najavljuje mogućnost rastućeg trenda industrijske proizvodnje u prvom polugodištu 1996. godine.

CROLEI - LEADING INDICATOR OF INDUSTRIAL PRODUCTION

CROLEI (Croatian Leading Economic Indicator), the composite index aimed at forecasting global economic activity is a joint product of Institute of Economics-Zagreb and the Croatian Ministry of Finance. CROLEI is computed according to National Bureau of Economic Research methodology, using the index of industrial production as referent data. This indicator is calculated on the basis of ten following leading indicators: Index of total volume of raw materials' stocks in industry, Number of unemployment compensation beneficiaries, Effective work hours in construction, Total value of contracted domestic construction projects, Retail turnover, Wholesale turnover, Imports of intermediate goods, Expenditures in non-production activities, Household revenues from sales of goods and services, Money stock, M1.

CROLEI index announces a trend in the industrial and overall economic activity about **5-6** months in advance. A continuous slowdown of its value during the first quarter of 1995 announced a similar trend in industrial production in the middle of 1995. A trend in CROLEI index in the second quarter of 1995 may indicate a case of gradual upswing in industrial production at the end of 1995 and at the beginning of 1996. Therefore, the sudden "recovery" of the referent data at the end of 1995 (which could be under a dominant influence of the irregular component) should be interpreted with caution. A recent increase in CROLEI index stands as a signal of a positive trend in industrial production during the first half of 1996.



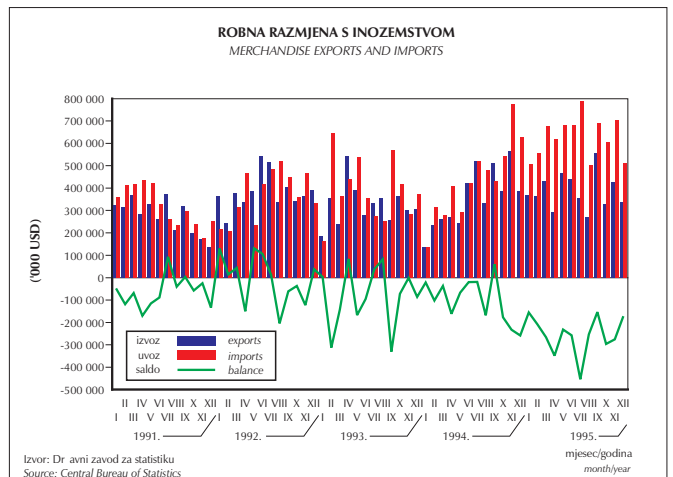
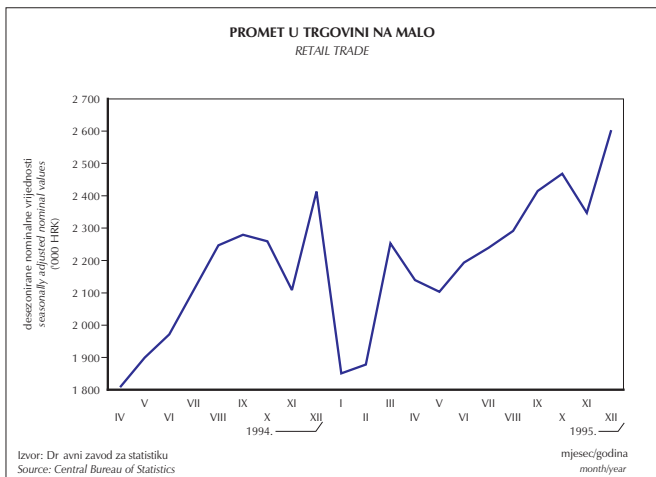
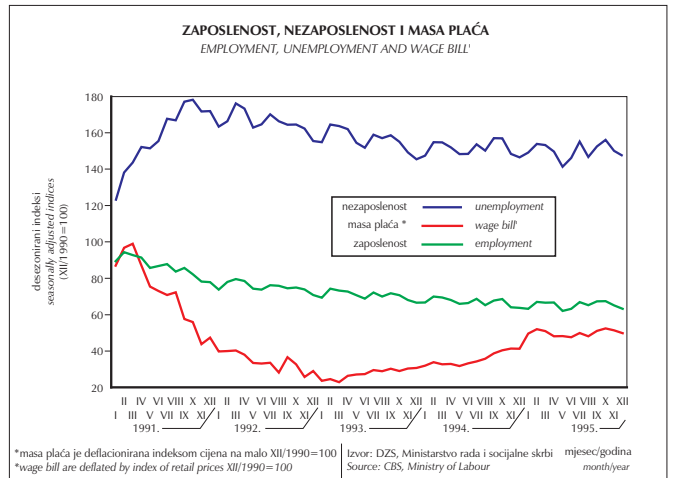
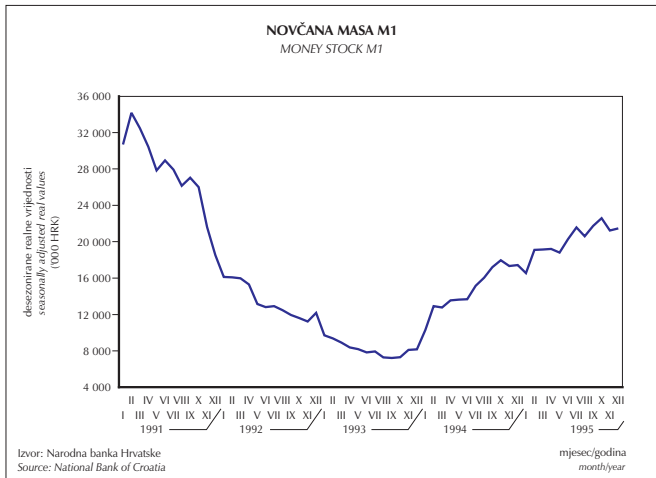
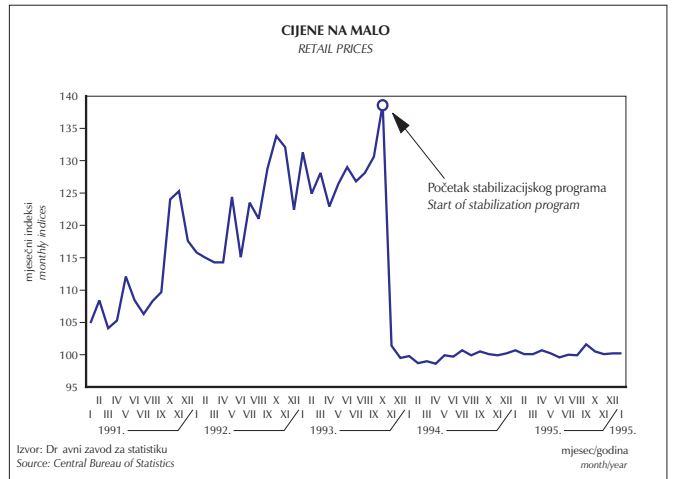
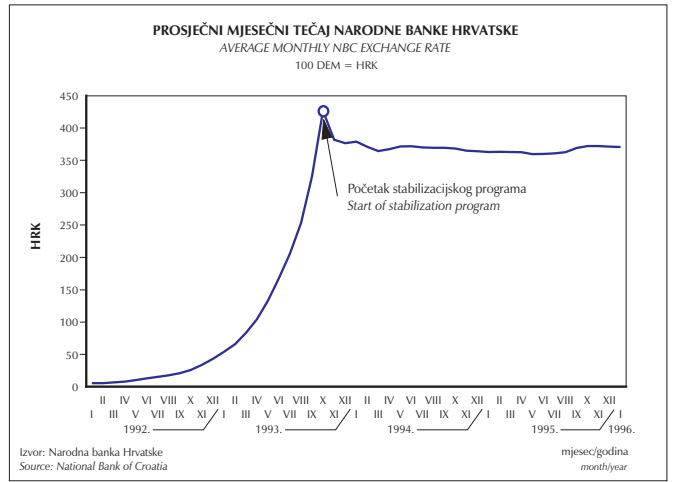
GODIŠNJI INDEKSI OSNOVNIH MAKROEKONOMSKIH POKAZATELJA
ANNUAL INDICES OF BASIC MACROECONOMIC INDICATORS

	1991 1990	1992 1991	1993 1992	1994 1993	1995 1994
Fizički obujam industrijske proizvodnje Total volume of production in mining and industry	71,5	85,4	94,1	97,3	100,3
Ukupan broj zaposlenih ¹⁾ Total number of employees ¹⁾	87,0	87,5	93,7	94,7	95,5
Ukupan broj nezaposlenih, godišnji prosjek Total number of unemployed, annual average	157,9	105,1	94,1	97,0	98,9
Promet u trgovini na malo Turnover in retail trade	160,1	525,9	1135,5	220,6	112,5
Realni promet u trgovini na malo Real turnover in retail trade	75,0	61,1	71,9	113,2	112,5
Cijena industrijskih proizvoda pri proizvođačima Manufacturer's prices for industrial products	246,3	925,2	1612,4	177,6	100,7
Cijene na malo, godišnji prosjek Retail prices, year average	223,0	765,5	1617,5	197,6	102,0
Troškovi života, godišnji prosjek Cost of living, year average	224,2	734,0	1586,3	207,2	104,0
Prosječne mjesečne neto plaće, ukupno Average monthly net wages and salaries, total	168,1	414,4	1578,8	237,1	149,6
Privreda Goods and services sector	170,0	431,4	1556,6	236,6	148,6
Neprivreda Education, health and government	157,6	357,2	1649,0	236,2	151,2
Noćenja turista, ukupno Nights spent by tourists, total	19,3	105,7	120,4	154,7	64,2

1) U ukupan broj zaposlenih nisu uključeni individualni poljoprivrednici i zaposleni u Ministarstvu obrane i Ministarstvu unutarnjih poslova.

1) Employees at Ministries of Internal Affairs and Defence, as well as independent farmers are not included.

Izvor: Dr. avni zavod za statistiku
 Source: Central Bureau of Statistics



OSTVARENJE PRORAČUNA SREDIŠNJE DR AVE
OUTTURN OF CENTRAL GOVERNMENT BUDGET

	Nominalne vrijednosti u 000 HRK <i>Nominal values in 000 HRK</i>			udio u proračunu <i>share of budget</i> %
	Ostvarenje <i>Outturn</i> 1995	Proračun <i>Budget</i> 1996	Ostvarenje* <i>Outturn*</i> I/1996	
Ukupni prihodi i potpore <i>Total revenue and grants</i>	27 980 779	31 085 318	2 133 421	6,86
Ukupni prihodi <i>Total revenue</i>	27 880 779	31 085 318	2 133 421	6,86
Tekući prihodi <i>Current revenue</i>	27 287 119	30 147 318	2 084 954	6,92
Porezni prihodi <i>Tax revenue</i>	26 505 353	29 075 638	1 997 616	6,87
Porezi na dohodak <i>Taxes on individual income</i>	3 497 588	3 736 841	322 732	8,64
Porez na profit <i>Taxes on profits</i>	1 009 073	1 114 591	30 336	2,72
Porezi na imovinu <i>Taxes on property</i>	141 756	157 288	10 882	6,92
Porezi na promet dobara i usluga <i>General sales taxes</i>	12 802 257	14 228 564	996 350	7,00
Trošarine <i>Excises'</i>	4 943 916	5 406 030	378 173	7,00
Porezi na međunarodnu trgovinu <i>Taxes on international trade</i>	3 939 005	4 399 788	257 067	5,84
Ostali porezi <i>Other taxes</i>	171 758	32 536	2 076	6,38
Neporezni prihodi <i>Nontax revenue</i>	781 766	1 071 680	87 338	8,15
Prihodi od kapitala <i>Capital revenue</i>	593 660	938 000	48 467	5,17
Dotacije <i>Grants</i>	100 000	0	0	0,00
Ukupni rashodi i posudbe umanjene za otplate <i>Total expenditure and lending minus repayments</i>	28 696 186	33 268 311	2 261 936	6,80
Ukupni rashodi <i>Total expenditure</i>	28 475 583	31 621 691	2 211 936	6,99
Tekući rashodi <i>Current expenditure</i>	25 504 182	26 408 787	2 126 186	8,05
Rashodi za dobra i usluge <i>Expenditure on goods and services</i>	20 743 529	19 912 827	1 711 354	8,59
Plaćanje kamata <i>Interest payments</i>	1 392 084	1 450 598	116 008	8,00
Subvencije i ostali tekući transferi <i>Subsidies and other current transfers</i>	3 368 569	5 045 362	298 824	5,92
Kapitalni rashodi <i>Capital expenditure</i>	2 971 401	5 212 904	85 750	1,64
Posudbe umanjene za otplate <i>Lending minus repayments</i>	220 603	1 646 620	50 000	3,04
Višak na tekućim računima bez dotacija <i>Current account surplus without grants</i>	1 782 937	3 738 531	-41 232	-1,10
Ukupni manjak/višak <i>Overall deficit/surplus</i>	-715 407	-2 182 993	-128 515	5,89
Ukupno financiranje <i>Total financing</i>	715 407	2 182 993	128 515	5,89
Strano financiranje <i>Abroad</i>	686 005	2 766 442	-2 507	-0,09
Domaće financiranje <i>Domestic</i>	29 402	-583 449	131 022	-22,46

* privremeni podaci
* Temporary data

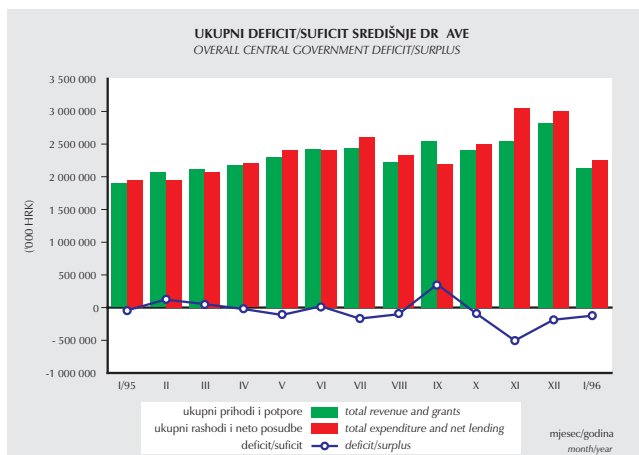
Izvor: Ministarstvo financija
Source: Ministry of Finance

RAZLIČITE MJERE DEFICITA/SUFICITA SREDIŠNJEG DR AVNOG PRORAČUNA MEASURES OF CENTRAL GOVERNMENT BUDGET DEFICIT/SURPLUS

KONVENCIONALNI UKUPNI DEFICIT/SUFICIT SREDIŠNJE DR AVE ('000 HRK)
(ukupni prihodi i potpore minus ukupni rashodi i posudbe umanjene za otplate)

CONVENTIONAL OVERALL CENTRAL GOVT DEFICIT/SURPLUS ('000 HRK)
(total revenue and grants minus total expenditures and lending minus repayments)

	Ukupni prihodi i potpore <i>Total revenue and grants</i>	Ukupni rashodi i posudbe umanjene za otplate <i>Total expenditures and lending minus repayments</i>	Konvencionalni ukupni deficit/suficit I <i>Conventional overall deficit/suficit I</i>
I/95	1 898 145,58	1 944 431,00	- 46 285,42
II	2 065 037,95	1 945 830,00	119 207,95
III	2 122 535,54	2 072 157,00	50 378,54
IV	2 177 775,72	2 202 804,00	- 25 028,28
V	2 299 280,00	2 415 469,00	- 116 189,00
VI	2 428 495,00	2 412 648,00	15 847,00
VII	2 437 343,00	2 608 805,00	- 171 462,00
VIII	2 221 584,00	2 327 593,00	- 106 009,00
IX	2 542 056,00	2 189 605,00	352 451,00
X	2 415 239,00	2 506 091,00	- 90 852,00
XI	2 549 353,00	3 057 087,00	- 507 734,00
XII	2 823 934,00	3 013 666,00	- 189 732,00
I/96	2 133 421,00	2 261 936,00	- 128 515,00



TEKUĆI DEFICIT/SUFICIT SREDIŠNJE DR AVE ('000 HRK)
(tekući prihodi minus tekući rashodi)

CURRENT CENTRAL GOVERNMENT DEFICIT/SURPLUS ('000 HRK)
(current revenue minus current expenditures)

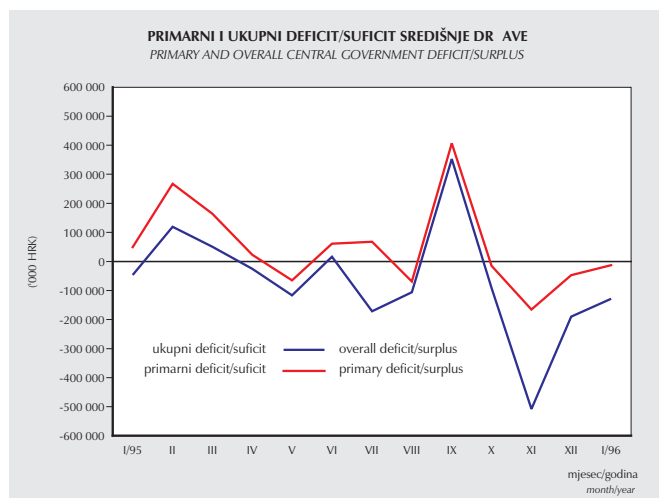


	Tekući prihodi <i>Current revenue</i>	Tekući rashodi <i>Current expenditure</i>	Tekući deficit/suficit <i>Current deficit/surplus</i>
I/95	1 873 422,22	1 825 840,00	47 582,22
II	2 041 253,96	1 856 870,00	184 383,96
III	2 115 146,52	1 936 032,00	179 114,52
IV	2 170 501,42	2 068 773,00	101 728,42
V	2 273 651,00	2 169 277,00	104 374,00
VI	2 420 889,00	2 257 371,00	163 518,00
VII	2 417 116,00	2 314 927,00	102 189,00
VIII	2 191 907,00	2 144 977,00	46 930,00
IX	2 464 021,00	2 008 390,00	455 631,00
X	2 341 650,00	2 197 717,00	143 933,00
XI	2 338 480,00	2 576 826,00	- 238 346,00
XII	2 639 081,00	2 147 182,00	491 899,00
I/96	2 084 954,00	2 126 186,00	-41 232,00

PRIMARNI DEFICIT/SUFICIT SREDIŠNJE DR AVE ('000 HRK)
(ukupni deficit/suficit plus plaćanja kamata)

PRIMARY CENTRAL GOVT DEFICIT/SURPLUS ('000 HRK)
(overall deficit/surplus plus interest payments)

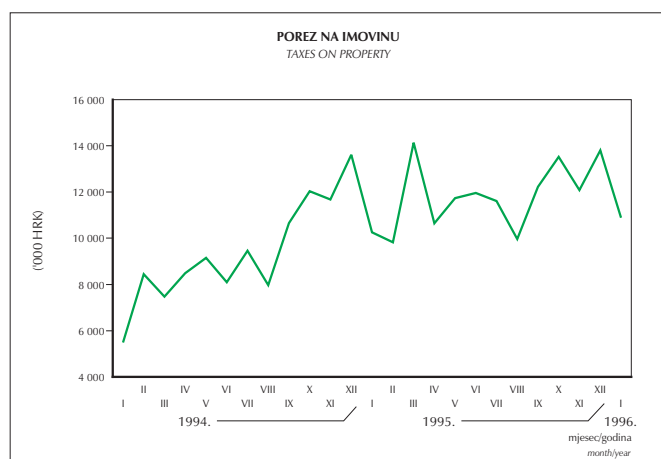
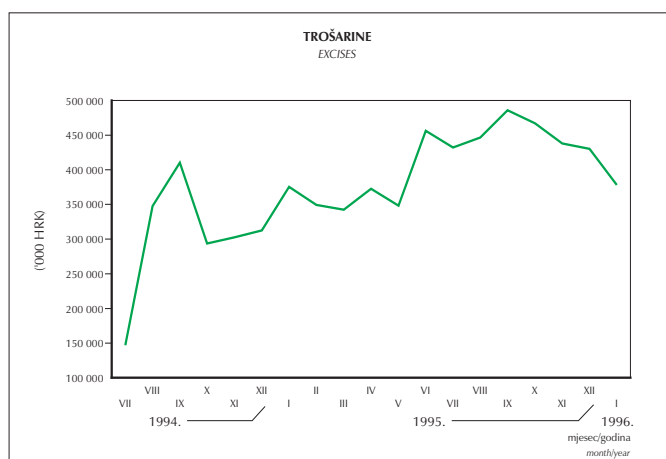
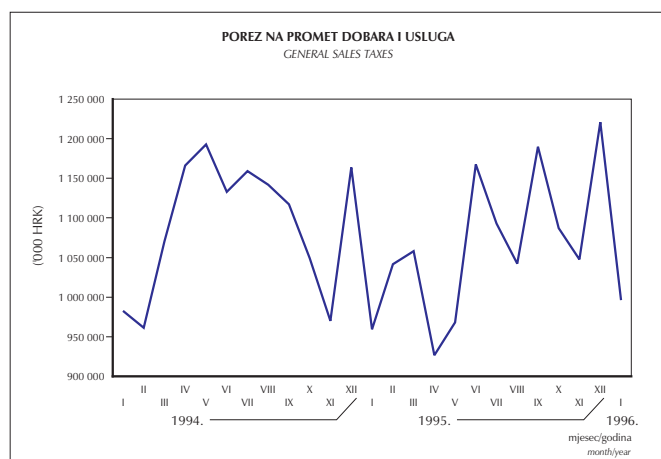
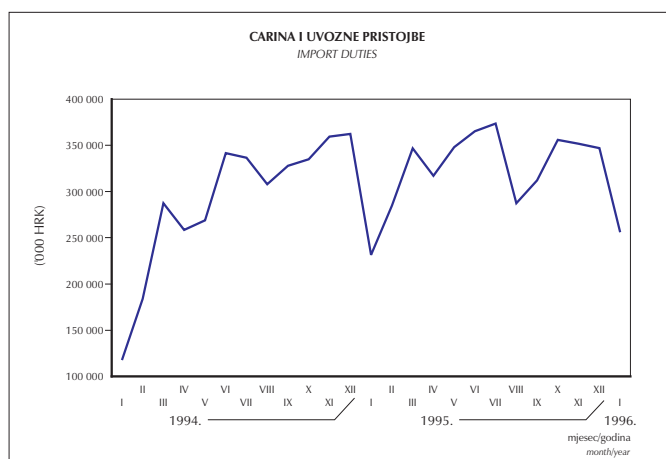
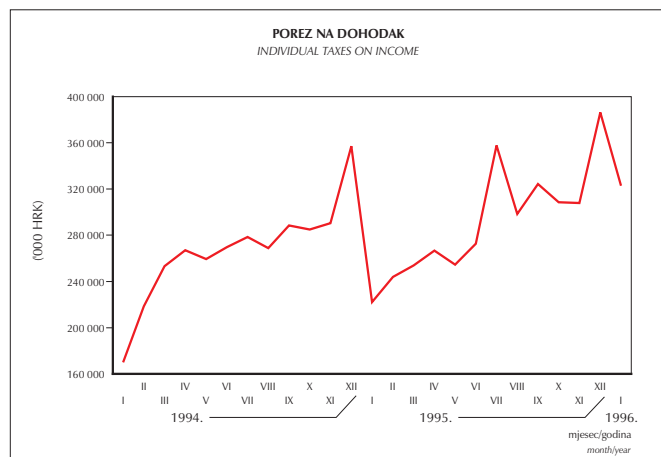
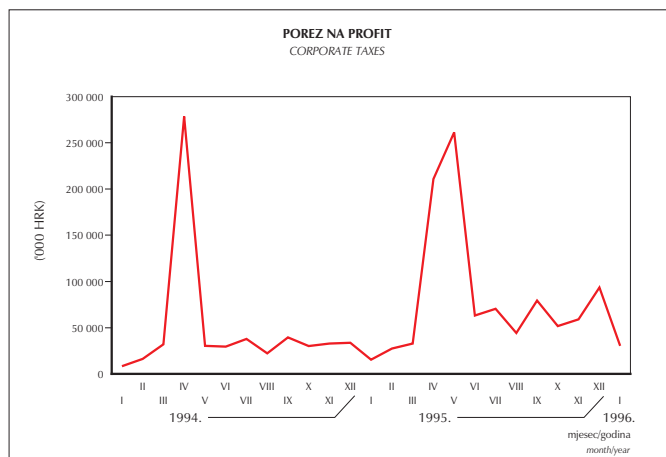
	Ukupni deficit/suficit <i>Overall deficit/surplus</i>	Plaćanje kamata <i>Interest payments</i>	Primarni deficit/suficit <i>Primary deficit/surplus</i>
I/95	- 46 285,42	94 892,00	48 606,58
II	119 207,95	148 137,00	267 344,95
III	50 378,54	113 722,00	164 100,54
IV	- 25 028,28	47 345,00	22 316,72
V	- 116 189,00	51 134,00	-65 055,00
VI	15 847,00	45 128,00	60 975,00
VII	- 171 462,00	239 186,00	67 724,00
VIII	-106 009,00	37 277,00	- 68 732,00
IX	352 451,00	54 039,00	406 490,00
X	- 90 852,00	76 039,00	- 14 813,00
XI	- 507 734,00	342 143,00	- 165 591,00
XII	- 189 732,00	143 042,00	- 46 690,00
I/96	- 128 515,00	116 008,00	-12 507,00



ZBIRNA TABELA: SUMMARY TABLE OF:	FOND MIROVINSKOG I INVALIDSKOG OSIGURANJA THE PENSION FUND OPERATIONS		FOND ZDRAVSTVENOG OSIGURANJA THE HEALTH INSURANCE FUND OPERATIONS		FOND ZA ZAPOSŁJAVANJE THE EMPLOYMENT FUND OPERATIONS		FOND DOPLATKA ZA DJECU THE CHILD BENEFIT FUND OPERATIONS		JAVNO PODUZEĆE "HRVATSKA VODOPRIVREDA" THE PUBLIC WATER MANAGEMENT FUND	
	Budget 1995	Outturn 1995	Budget 1995	Outturn 1995	Budget 1995	Outturn 1995	Budget 1995	Outturn 1995	Budget 1995	Outturn 1995
(in 000 of HRK)										
Ukupni prihodi i dotacije <i>Total revenue and grants</i>	10 196 179	10 524 558	6 820 512	7 601 890	676 151	747 171	841 500	782 087	693 000	608 093
Ukupni prihodi <i>Total revenue</i>	9 911 029	10 192 283	6 471 527	7 252 905	620 151	691 171	841 500	782 087	573 000	550 543
Tekući prihodi <i>Current revenue</i>	9 161 029	10 030 464	6 471 527	7 252 905	620 151	691 171	841 500	782 087	572 940	550 450
Porezni prihodi <i>Tax</i>	8 778 807	9 807 001	6 326 371	6 959 719	610 151	657 284	800 000	773 444	162 000	172 664
Neporezni prihodi <i>Nontax</i>	382 222	223 463	145 156	293 186	10 000	33 887	41 500	8 643	410 940	377 786
Prihodi od kapitala <i>Capital revenue</i>	750 000	161 819	0	0	0	0	0	0	60	93
Dotacije <i>Grants</i>	285 150	332 275	348 985	348 985	56 000	56 000	0	0	120 000	57 550
Ukupni rashodi i posudbe umanjeni za otplate <i>Total expenditure and lending minus repayments</i>	10 196 179	10 667 302	6 860 032	7 592 694	676 151	582 591	841 500	820 581	883 595	769 404
Ukupni rashodi <i>Total expenditure</i>	10 196 179	10 667 302	6 860 032	7 592 694	676 151	582 591	841 500	820 581	883 595	769 404
Tekući rashodi <i>Current expenditure</i>	10 196 179	10 651 243	6 384 439	7 528 432	676 151	582 591	841 500	820 581	279 950	266 123
Kapitalni rashodi <i>Capital expenditure</i>	0	16 059	475 593	64 262	0	0	0	0	603 645	503 281
Posudbe umanjene za otplate <i>Lending minus repayments</i>	0	0	0	0	0	0	0	0	0	0
Višak na tekućim računima bez dotacija <i>Current account surplus without grants</i>	-1 035 150	-620 779	87 088	-275 527	-56 000	108 580	0	-38 494	292 990	284 327
- udio u GDP-u - as % of GDP	-1,15	-0,69	0,10	-0,31	-0,06	0,12	0,00	-0,04	0,33	0,32
Stvaranje bruto fiksnog kapitala <i>Gross fixed capital formation</i>	-750 000	-145 760	475 593	64 262	0	0	0	0	262 440	262 260
Ukupni manjak/višak <i>Overall deficit/surplus</i>	0	-142 744	-39 520	9 196	0	164 580	0	-38 494	-190 595	-161 311
- udio u GDP-u - as % of GDP	0,00	-0,16	-0,04	0,01	0,00	0,18	0,00	-0,04	-0,21	-0,18
Ukupno financiranje <i>Total financing</i>	0	142 744	39 520	-9 196	0	-164 580	0	38 494	190 595	161 311
Strano financiranje <i>Abroad</i>	0	0	39 520	1 653	0	0	0	0	49 200	67 500
Domaće financiranje <i>Domestic</i>	0	142 744	0	-10 849	0	-164 580	0	38 494	141 395	93 811

Izvor: Ministarstvo financija
Source: Ministry of Finance

POREZNI PRIHODI U 1994., 1995. I 1996. GODINI TAX REVENUE IN 1994, 1995 AND 1996



Napomena: serija poreza na promet u 1995. godini nije direktno usporediva sa onom iz 1994. zbog izdvajanja trošarina iz poreza na promet u srpnju 1994. godine.

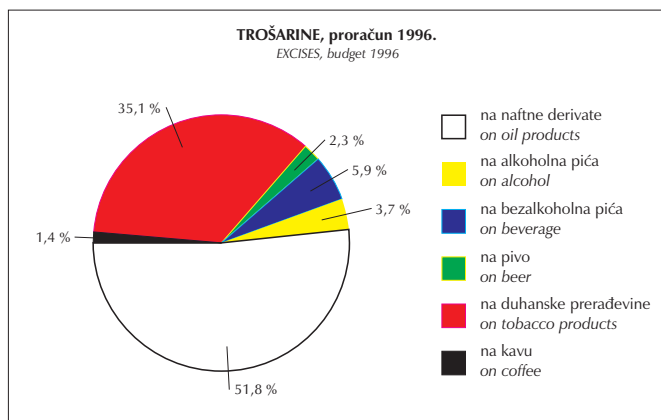
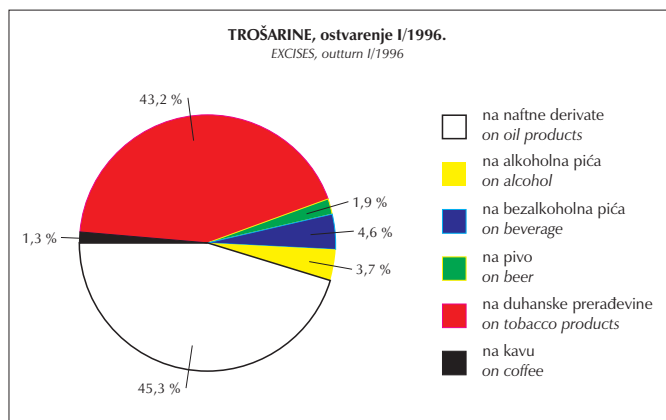
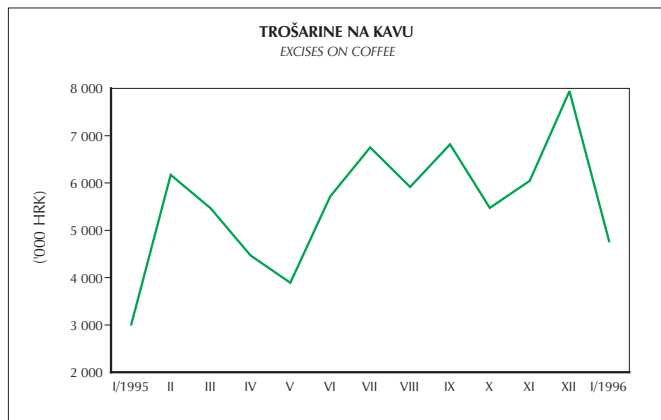
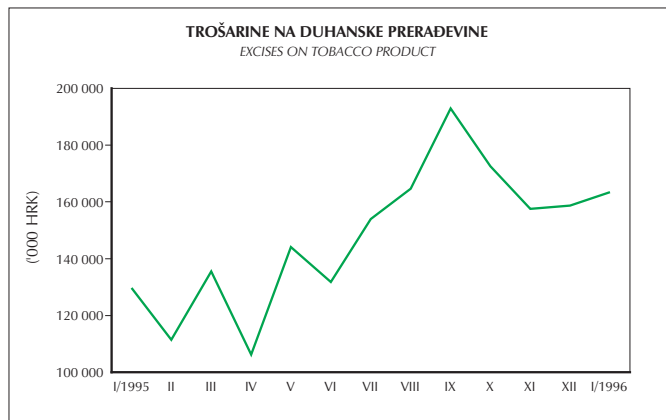
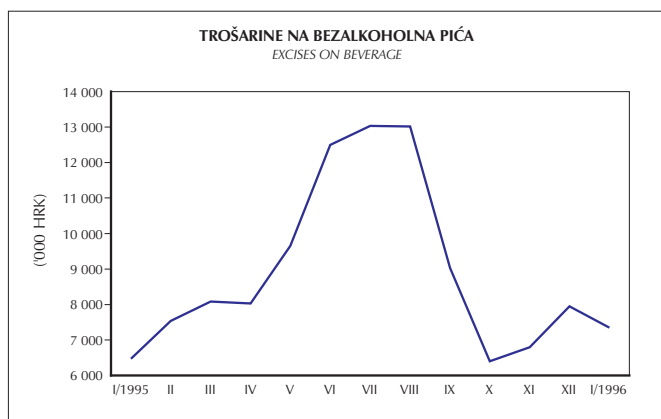
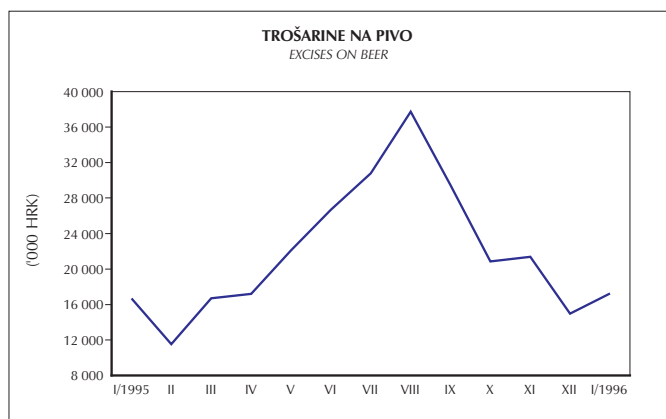
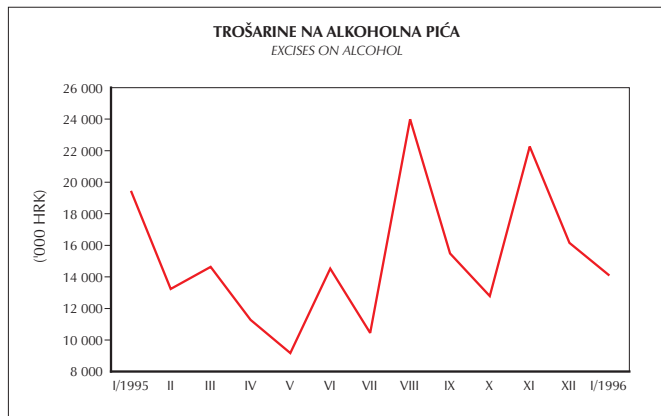
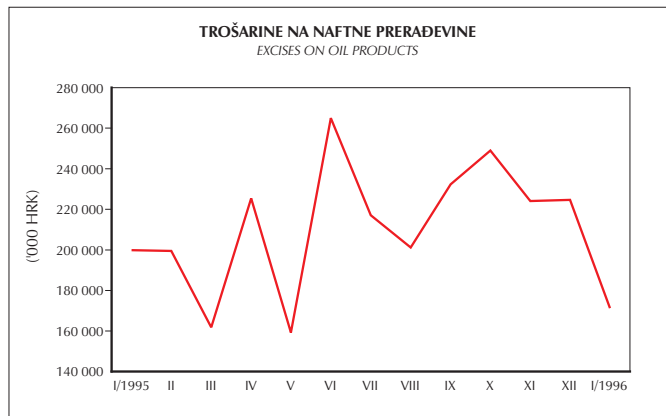
- podaci su nedesezonirane nominalne varijable

Notes on methodology: general sales tax data in 1995 are not directly comparable with those from 1994, due to the extraction of excise taxes from general sales tax in July 1994.

- data are expressed as nominal values not seasonally adjusted

Izvor: Ministarstvo financija
Source: Ministry of Finance

NAPLATA I STRUKTURA TROŠARINA U 1995. I 1996. GODINI COLLECTION AND STRUCTURE OF EXCISES IN 1995 AND 1996



Napomena: podaci nisu desezonirani
Notes on methodology: data are not seasonally adjusted

IZVOR: MINISTARSTVO FINANCIJA
SOURCE: MINISTRY OF FINANCE