



# MJESEČNI STATISTIČKI PRIKAZ MINISTARSTVA FINANCIJA broj 12

## MONTHLY STATISTICAL REVIEW OF THE MINISTRY OF FINANCE number 12

UKUPNI MANJAK/VIŠAK SREDIŠNJE DR AVE  
OVERALL CENTRAL GOVERNMENT DEFICIT/SURPLUS



## CROLEI - NAVJEŠĆUJUĆI POKAZATELJ INDUSTRIJSKE PROIZVODNJE

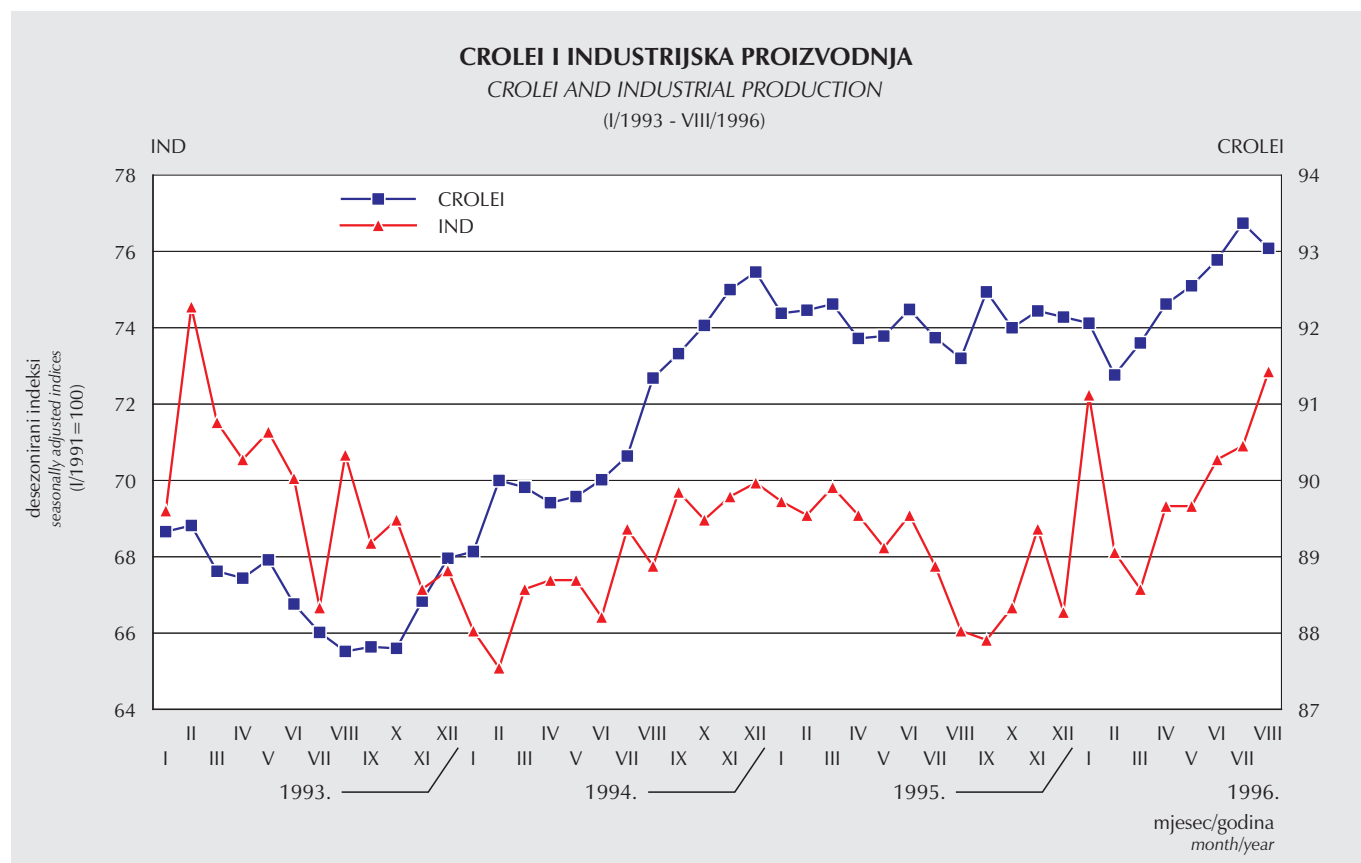
Upotrebom tzv. navješćujućih indikatora Ekonomski Institut - Zagreb i Ministarstvo financija izrađuju kompozitni indeks CROLEI za kratkoročno prognoziranje kretanja gospodarske aktivnosti u Hrvatskoj. **CROLEI (CROatian Leading Economic Indicator)** indeks temelji se na metodologiji razvijenoj u američkom National Bureau of Economic Research, pri čemu se kao referentna serija koristi indeks industrijske proizvodnje. Ovaj pokazatelj odrađava kretanje slijedećih deset navješćujućih pokazatelja: indeks fizičkog obujma zaliha sirovina kod proizvođača u industriji, broj korisnika novčane naknade zbog nezaposlenosti, izvršeni sati rada u graditeljstvu, vrijednost ugovorenih građevinskih radova u zemlji-ukupno, promet u trgovini na malo, promet u trgovini na veliko, uvoz repromaterijala, materijalni rashodi neprivrede, primanja stanovništva od prodaje proizvoda i usluga, novčana masa, M1.

CROLEI indeks navješćuje trend industrijske proizvodnje i globalne ekonomske aktivnosti oko **5-6 mjeseci** unaprijed. Uzastopan petomjesečni rast vrijednosti CROLEI indeksa pokazuje da se već nalazimo u fazi snažnog rasta industrijske proizvodnje. Ovakovo kretanje s visokom sigurnošću najavljuje rast industrijske proizvodnje u preostalom dijelu godine. Potrebno je pričekati barem još jedno opadanje CROLEI indeksa kako bi se prosudilo značenje pada vrijednosti indeksa u posljednjoj opservaciji.

### CROLEI - LEADING INDICATOR OF INDUSTRIAL PRODUCTION

**CROLEI (Croatian Leading Economic Indicator)**, the composite index aimed at forecasting global economic activity is a joint product of Institute of Economics-Zagreb and the Croatian Ministry of Finance. CROLEI is computed according to National Bureau of Economic Research methodology, using the index of industrial production as referent data. This indicator is calculated on the basis of ten following leading indicators: Index of total volume of raw materials' stocks in industry, Number of unemployment compensation beneficiaries, Effective work hours in construction, Total value of contracted domestic construction projects, Retail turnover, Wholesale turnover, Imports of intermediate goods, Expenditures in non-production activities, Household revenues from sales of goods and services, Money stock, M1.

CROLEI index announces a trend in the industrial and overall economic activity about **5-6 months** in advance. A continuous increase in the last five observations of the CROLEI index shows with high certainty that expansion phase will be prolonged into the rest of the year. Interpretation of the most recent decline in CROLEI index would require at least one subsequent observation of the index.



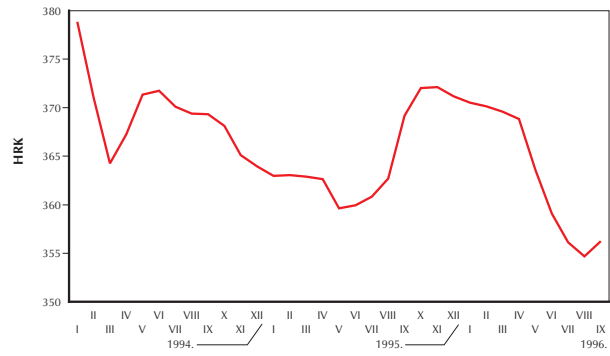
**GODIŠNJI INDEKSI OSNOVNIH MAKROEKONOMSKIH POKAZATELJA**  
**ANNUAL INDICES OF BASIC MACROECONOMIC INDICATORS**

	1994. 1993.	1995. 1994.	I.-VII. 1996. I.-VII. 1995.	I.-VIII. 1996. I.-VIII. 1995.
Fizički obujam industrijske proizvodnje <i>Total volume of production in mining and industry</i>	97,3	100,3	101,4	102,3
Promet u trgovini na malo <i>Turnover in retail trade</i>	220,6	112,5	114,1	116,4
Realni promet u trgovini na malo <i>Real turnover in retail trade</i>	113,2	112,5	111,3	113,3
Cijena industrijskih proizvoda pri proizvođačima <i>Manufacturer's prices for industrial products</i>	177,6	100,7	101,5	101,5
Cijene na malo, godišnji prosjek <i>Retail prices, year average</i>	197,6	102,0	103,5	103,6
Troškovi života, godišnji prosjek <i>Cost of living, year average</i>	207,2	104,0	104,3	104,5
Ukupan broj zaposlenih <sup>1)</sup> <i>Total number of employees</i>	94,7	95,5	94,9	95,0
Ukupan broj nezaposlenih, godišnji prosjek <i>Total number of unemployed, annual average</i>	97,0	98,9	108,1	108,3
Prosječne mjesečne neto plaće, ukupno <i>Average monthly net wages and salaries, total</i>	237,1	145,8	110,6	110,9
Privreda <i>Goods and services sector</i>	236,6	145,1	112,2	112,4
Neprivreda <i>Education, health and government</i>	236,2	146,8	106,2	106,6
Noćenja turista, ukupno <i>Nights spent by tourists, total</i>	154,7	64,5	136,5	163,0

1) U ukupan broj zaposlenih nisu uključeni individualni poljoprivrednici i zaposleni u Ministarstvu obrane i Ministarstvu unutarnjih poslova.  
 1) Employees at Ministries of Internal Affairs and Defence, as well as independent farmers are not included.

Izvor: Dr avni zavod za statistiku  
 Source: Central Bureau of Statistics

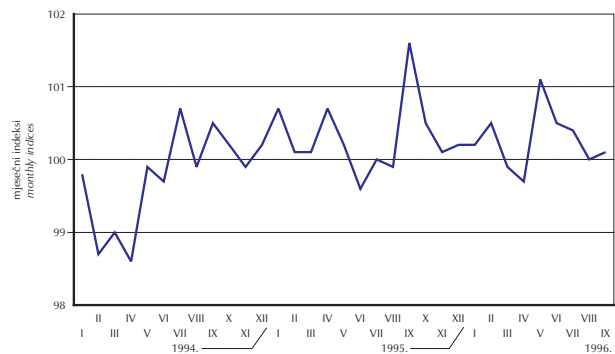
**PROSJEČNI MJESEČNI TEČAJ NARODNE BANKE HRVATSKE**  
**AVERAGE MONTHLY NBC EXCHANGE RATE**  
 100 DEM = HRK



Izvor: Narodna banka Hrvatske  
 Source: National Bank of Croatia

mjesec/godina  
 month/year

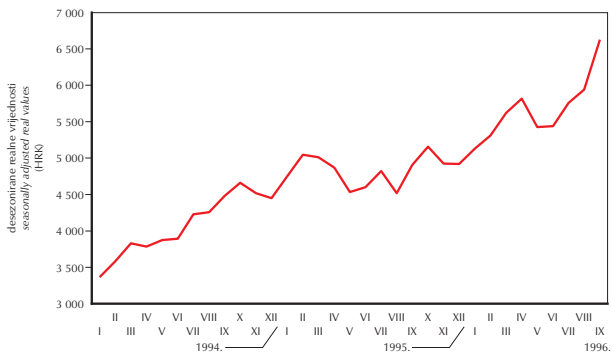
**CIJENE NA MALO**  
**RETAIL PRICES**



Izvor: Dr avni zavod za statistiku  
 Source: Central Bureau of Statistics

mjesec/godina  
 month/year

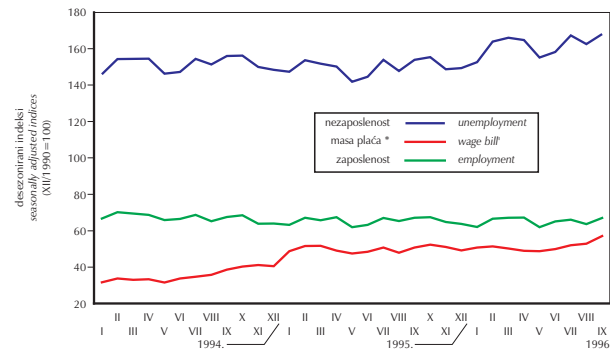
**PROMET U TRGOVINI NA MALO**  
**RETAIL TRADE**



Izvor: Dr avni zavod za statistiku  
 Source: Central Bureau of Statistics

mjesec/godina  
 month/year

**ZAPOSLENOST, NEZAPOSLENOST I MASA PLAĆA**  
**EMPLOYMENT, UNEMPLOYMENT AND WAGE BILL**

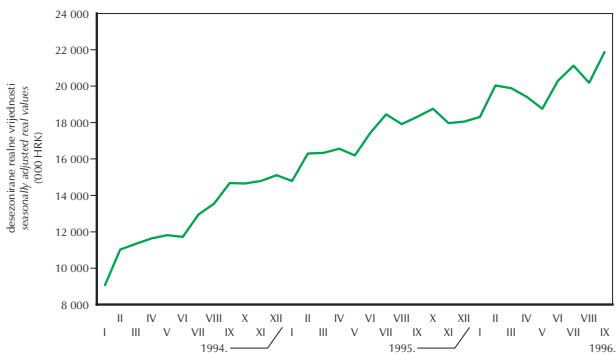


\*masa plaća je deflacirana indeksom cijena na malo XII/1990=100  
 \*wage bill are deflated by index of retail prices XII/1990=100

Izvor: DZS, Ministarstvo rada i socijalne skrbi  
 Source: CBS, Ministry of Labour

mjesec/godina  
 month/year

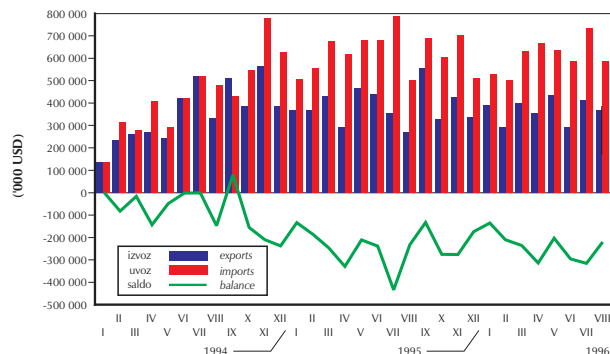
**NOVČANA MASA M1**  
**MONEY STOCK M1**



Izvor: Narodna banka Hrvatske  
 Source: National Bank of Croatia

mjesec/godina  
 month/year

**ROBNA RAZMJENA S INOZEMSTVOM**  
**MERCHANDISE EXPORTS AND IMPORTS**



Izvor: Dr avni zavod za statistiku  
 Source: Central Bureau of Statistics

mjesec/godina  
 month/year

**OSTVARENJE PRORAČUNA SREDIŠNJE DR AVE**  
**OUTTURN OF CENTRAL GOVERNMENT BUDGET**

	Nominalne vrijednosti u 000 HRK <i>Nominal values in 000 HRK</i>			Udio u proračunu [%] <i>Share in budget [%]</i>				<u>I-IX/1996</u> <u>I-IX/1995</u>
	Proračun <i>Budget</i> 1996	Ostvarenje <i>Outturn</i> IX/1996	Ostvarenje <i>Outturn</i> I-IX/1996	IX/1996	I-IX/1996	IX/1995	I-IX/1995	
<b>Ukupni prihodi i potpore</b> <i>Total revenue and grants</i>	31 085 318	2 598 677	23 504 516	8,36	75,61	8,57	68,05	116,40
Ukupni prihodi <i>Total revenue</i>	31 085 318	2 598 677	23 504 516	8,36	75,61	8,49	68,17	116,59
Tekući prihodi <i>Current revenue</i>	30 147 318	2 548 470	22 522 775	8,45	74,71	8,72	70,63	112,79
Porezni prihodi <i>Tax revenue</i>	29 075 638	2 301 876	21 200 672	7,92	72,92	8,84	71,09	109,27
Porezi na dohodak <i>Taxes on individual income</i>	3 736 841	368 031	3 056 002	9,85	81,78	10,63	81,75	122,50
Porez na profit <i>Taxes on profits</i>	1 114 591	87 543	985 350	7,85	88,40	7,97	80,72	122,44
Porezi na imovinu <i>Taxes on property</i>	157 288	13 027	117 347	8,28	74,61	10,06	84,27	114,66
Porezi na promet dobara i usluga <i>General sales taxes</i>	14 228 564	1 080 926	10 063 908	7,60	70,73	8,58	68,08	106,53
Trošarine <i>Excises'</i>	5 406 030	437 222	4 054 107	8,09	74,99	9,28	68,92	112,35
Porezi na međunarodnu trgovinu <i>Taxes on international trade</i>	4 399 788	313 301	2 900 548	7,12	65,92	8,00	73,43	100,75
Ostali porezi <i>Other taxes</i>	32 536	1 826	23 410	5,61	71,95	8,90	73,50	35,39
Neporezni prihodi <i>Nontax revenue</i>	1 071 680	246 594	1 322 103	23,01	123,37	5,18	57,72	233,71
Prihodi od kapitala <i>Capital revenue</i>	938 000	50 207	981 741	5,35	104,66	3,54	14,80	510,41
Dotacije <i>Grants</i>	0	0	0	0,00	0,00	32,00	32,00	0,00
<b>Ukupni rashodi i posudbe umanjene za otplate</b> <i>Total expenditure and lending minus repayments</i>	33 268 311	2 436 759	23 446 186	7,32	70,48	7,35	67,50	116,54
Ukupni rashodi <i>Total expenditure</i>	31 621 691	2 460 822	23 040 995	7,78	72,86	7,61	69,12	115,12
Tekući rashodi <i>Current expenditure</i>	26 387 038	1 923 348	20 018 274	7,29	75,86	7,89	73,04	107,73
Rashodi za dobra i usluge <i>Expenditure on goods and services</i>	19 891 078	1 391 397	15 211 247	7,00	76,47	7,94	74,15	99,49
Plaćanje kamata <i>Interest payments</i>	1 450 598	79 678	1 099 430	5,49	75,79	4,19	64,39	132,32
Subvencije i ostali tekući transferi <i>Subsidies and other current transfers</i>	5 045 362	452 273	3 707 597	8,96	73,49	8,96	69,70	150,57
Kapitalni rashodi <i>Capital expenditure</i>	5 234 653	537 474	3 022 721	10,27	57,74	5,57	40,74	211,09
Posudbe umanjene za otplate <i>Lending minus repayments</i>	1 646 620	- 24 063	405 191	- 1,46	24,61	- 1,72	12,37	386,23
Višak na tekućim računima bez dotacija <i>Current account surplus without grants</i>	3 760 280	625 122	2 504 501	16,62	66,60	16,10	48,95	180,77
<b>Ukupni manjak/višak</b> <i>Overall deficit/surplus</i>	- 2 182 993	161 918	58 330	- 7,42	- 2,67	- 265,48	- 54,92	80,00
Ukupno financiranje <i>Total financing</i>	2 182 993	- 161 918	- 58 330	- 7,42	- 2,67	- 265,48	- 54,92	80,00
Strano financiranje <i>Abroad</i>	2 766 442	- 143 995	100 652	- 5,21	3,64	- 8,61	16,12	87,97
Domaće financiranje <i>Domestic</i>	- 583 449	- 17 923	- 158 982	3,07	27,25	50,50	32,47	84,87

\*Preliminarni podaci / Preliminary data

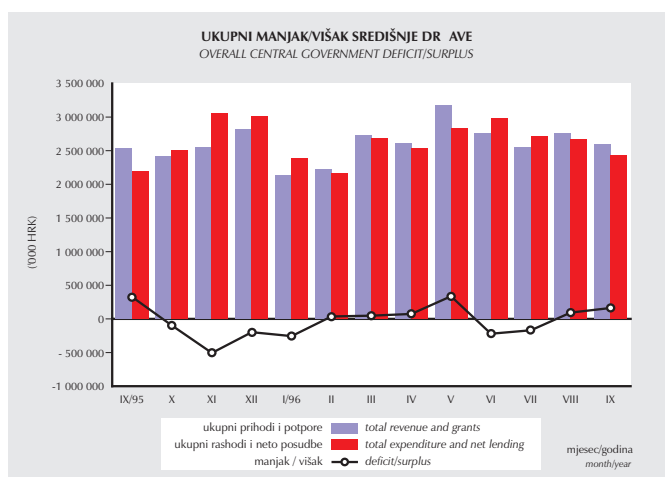
Izvor: Ministarstvo financija  
Source: Ministry of Finance

## RAZLIČITE MJERE MANJKA/VIŠKA SREDIŠNJEG DR AVNOG PRORAČUNA MEASURES OF CENTRAL GOVERNMENT BUDGET DEFICIT/SURPLUS

**KONVENCIONALNI UKUPNI MANJAK/VIŠAK SREDIŠNJE DR AVE ('000 HRK)**  
(ukupni prihodi i potpore minus ukupni rashodi i posudbe umanjani za otplate)

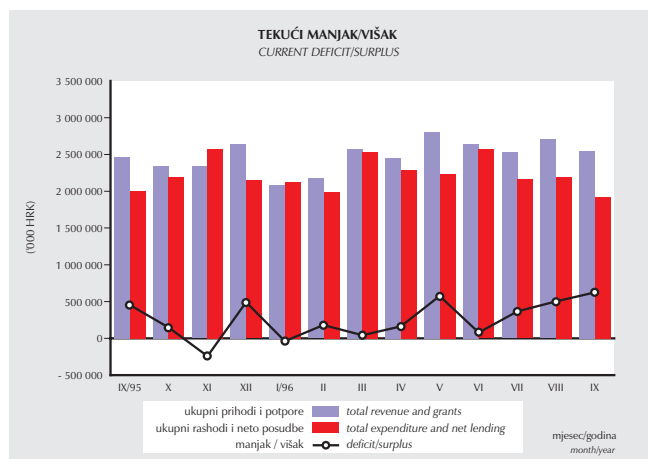
**CONVENTIONAL OVERALL CENTRAL GOVT DEFICIT/SURPLUS ('000 HRK)**  
(total revenue and grants minus total expenditures and lending minus repayments)

	Ukupni prihodi i potpore <i>Total revenue and grants</i>	Ukupni rashodi i posudbe umanjani za otplate <i>Total expenditures and lending minus repayments</i>	Ukupni manjak/višk <i>Overall deficit/surplus</i>
IX/95	2 542 056,00	2 189 605,00	352 451,00
X	2 415 239,00	2 506 091,00	- 90 852,00
XI	2 549 353,00	3 057 087,00	- 507 734,00
XII	2 823 934,00	3 013 666,00	- 189 732,00
I/96	2 133 421,00	2 380 269,00	- 246 848,00
II	2 215 805,00	2 168 710,00	47 095,00
III	2 726 745,00	2 682 543,00	44 202,00
IV	2 612 123,00	2 535 342,00	76 781,00
V	3 167 522,00	2 836 715,00	330 807,00
VI	2 754 092,00	2 974 560,00	- 220 468,00
VII	2 546 079,00	2 719 918,00	- 173 839,00
VIII	2 750 052,00	2 671 580,00	78 472,00
IX	2 598 677,00	2 436 759,00	161 918,00



**TEKUĆI MANJAK/VIŠAK SREDIŠNJE DR AVE ('000 HRK)**  
(tekući prihodi minus tekući rashodi)

**CURRENT CENTRAL GOVERNMENT DEFICIT/SURPLUS ('000 HRK)**  
(current revenue minus current expenditures)

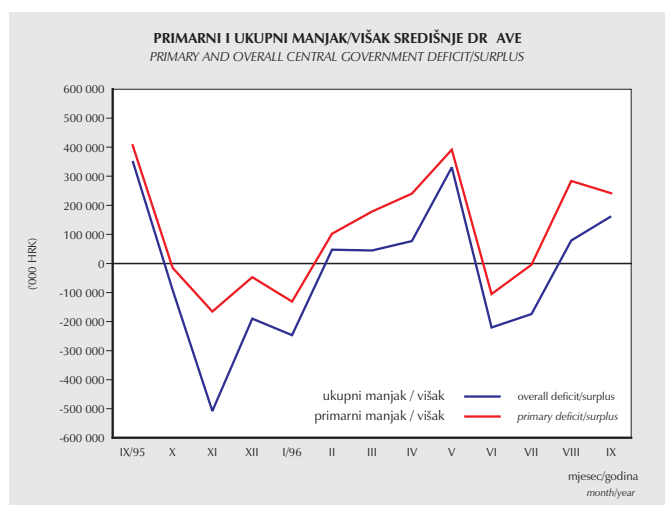


	Tekući prihodi <i>Current revenue</i>	Tekući rashodi <i>Current expenditure</i>	Tekući manjak/višk <i>Current deficit/surplus</i>
IX/95	2 464 021,00	2 008 390,00	455 631,00
X	2 341 650,00	2 197 717,00	143 933,00
XI	2 338 480,00	2 576 826,00	- 238 346,00
XII	2 639 081,00	2 147 182,00	491 899,00
I/96	2 084 954,00	2 126 185,00	-41 231,00
II	2 172 566,00	1 985 773,00	186 793,00
III	2 576 631,00	2 537 320,00	39 311,00
IV	2 452 298,00	2 290 175,00	162 123,00
V	2 810 358,00	2 232 215,00	578 143,00
VI	2 645 006,00	2 569 344,00	75 662,00
VII	2 527 583,00	2 159 006,00	368 577,00
VIII	2 702 859,00	2 194 908,00	507 951,00
IX	2 548 470,00	1 923 348,00	625 122,00

**PRIMARNI MANJAK/VIŠAK SREDIŠNJE DR AVE ('000 HRK)**  
(ukupni manjak/višk plus plaćanja kamata)

**PRIMARY CENTRAL GOVT DEFICIT/SURPLUS ('000 HRK)**  
(overall deficit/surplus plus interest payments)

	Ukupni manjak/višk <i>Overall deficit/surplus</i>	Plaćanje kamata <i>Interest payments</i>	Primarni manjak/višk <i>Primary deficit/surplus</i>
IX/95	352 451,00	54 039,00	406 490,00
X	- 90 852,00	76 039,00	- 14 813,00
XI	- 507 734,00	342 143,00	- 165 591,00
XII	- 189 732,00	143 042,00	- 46 690,00
I/96	- 246 848,00	116 008,00	-130 840,00
II	47 095,00	55 012,00	102 107,00
III	44 202,00	134 467,00	178 669,00
IV	76 781,00	163 227,00	240 008,00
V	330 807,00	60 576,00	391 383,00
VI	- 220 468,00	115 312,00	- 105 156,00
VII	- 173 839,00	169 834,00	- 4 005,00
VIII	78 472,00	205 316,00	283 788,00
IX	161 918,00	79 678,00	241 596,00



## KOTACIJA OBVEZNICA JDA 95-1 I JDB NA ZAGREBAČKOJ BURZI TRADING WITH BONDS JDA 95-1 AND JDB ON THE ZAGREB STOCK EXCHANGE

Obveznice Republike Hrvatske JDA 95-1 i JDB izdane su u slijedećim apoenima:  
Bonds of the Republic of Croatia JDA 95-1 and JDB were issued in the following notes:

1. JDA 001 - 1 000 DEM, izdano 4 700 obveznica / JDA 001 - 1 000 DM, 4 700 bonds issued
2. JDA 005 - 5 000 DEM, izdano 1 800 obveznica / JDA 005 - 5 000 DM, 1 800 bonds issued
3. JDA 010 - 10 000 DEM, izdano 1 500 obveznica / JDA 010 - 10 000 DM, 1 500 bonds issued
4. JDA 050 - 50 000 DEM, izdano 1 500 obveznica / JDA 050 - 50 000 DM, 1 500 bonds issued
5. JDA 100 - 100 000 DEM, izdano 500 obveznica / JDA 100 - 100 000 DM, 500 bonds issued
6. JDB - 1 000 DEM, izdano 147 100 obveznica / JDB - 1 000 DM, 147 100 bonds issued

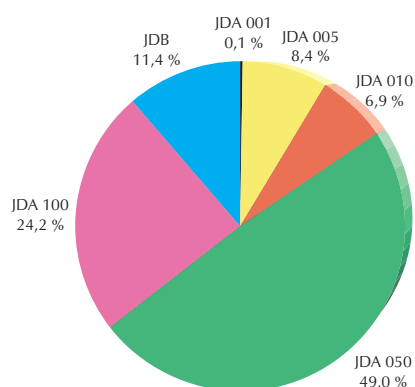
\* Dospjeća JDA i JDB obveznica su 1999. godine. Do pada cijene JDA u rujnu došlo je zbog isplate prvog od šest anuiteta.

\* Maturity for JDA and JDB bonds is the year 1999. The cause for the price change of JDA in September was the payout of the first out of six annuities.

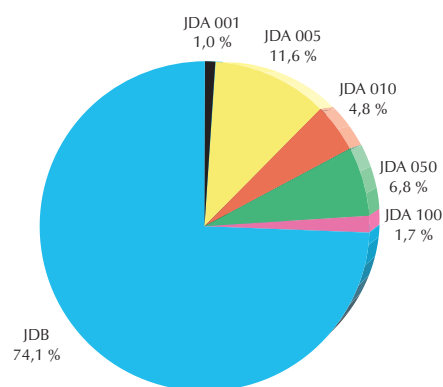
### MJESEČNO IZVJEŠĆE O PROMETU I CIJENAMA OBVEZNICA REPUBLIKE HRVATSKE NA ZAGREBAČKOJ BURZI ZA RUJAN MONTHLY REPORT ON TURNOVER AND BOND PRICES OF THE REPUBLIC OF CROATIA ON THE ZAGREB STOCK EXCHANGE - SEPTEMBER

Obveznice Bonds	Minimalna cijena u % nominalne Minimum price as % of nominal value	Maksimalna cijena u % nominalne Maximum price as % of nominal value	Broj prodanih obveznica Number of bonds sold	Ostvaren promet (HRK) Turnover (HRK)
JDA 001	95,25 %	95,35 %	12	40 702
JDA 005	95,00 %	95,35 %	146	2 470 322
JDA 010	95,00 %	95,35 %	60	2 032 167
JDA 050	95,00 %	95,35 %	85	14 384 338
JDA 100	95,00 %	95,25 %	21	7 099 870
JDB	101,07 %	101,07 %	932	3 349 560

**UKUPAN PROMET OSTVAREN U RUJNU  
TOTAL TURNOVER IN SEPTEMBER**



**BROJ PRODANIH OBVEZNICA U RUJNU  
NO. OF BONDS SOLD IN SEPTEMBER**



## REZULTATI AUkcIJA TREZORSKIH ZAPISA MINISTARSTVA FINANCIJA RESULTS OF THE TREASURY BILL'S AUCTION HELD BY THE MINISTRY OF FINANCE

U prvom dijelu listopada su održane dvije aukcije trezorskih zapisa Ministarstva financija. Po prvi put izdani su trezorski zapisi na 35 dana. Stranim investitorima na aukcije trezorskih zapisa nije dozvoljen direktan pristup.  
There were two treasury bill's auctions held by the Ministry of Finance in the first half of October. For the first time 35 days' T-bills were issued. Foreign investors have no direct access to T-bill auctions.

Datum aukcije: 01. listopada 1996.  
Date of auction: 01 October 1996  
Iznos i vrsta emisije: 65 000 000,00 HRK - na 35 dana  
Size and type of issue: 65 000 000,00 HRK - 35 days' T-bills

Ukupan iznos pristiglih ponuda: 70 000 000,00 HRK  
Total of bids received: 70 000 000,00 HRK  
Ukupan iznos prihvaćenih ponuda: 65 000 000,00 HRK  
Total of bids accepted: 65 000 000,00 HRK

Vagana prosječna ponuđena cijena: 99 096,00 uz kamatu od 9,51 %  
Weighted average price of the bids received: 99 096,00 yielding 9,51%

Ostvarena jedinstvena prodajna cijena: 98 956,00 na 100 HRK uz kamatu od 11,00 %  
Uniform price allocation at 98 956,00 HRK per 100 HRK nominal value, yielding 11,00 %.

Datum aukcije: 08. listopada 1996.  
Date of auction: 08 October 1996  
Iznos i vrsta emisije: 40 000 000,00 HRK - na 91 dan  
Size and type of issue: 40 000 000,00 HRK - 91 days' T-bills

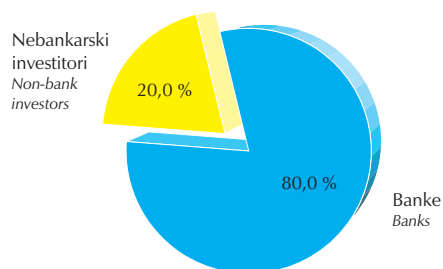
Ukupan iznos pristiglih ponuda: 46 300 000,00 HRK  
Total of bids received: 46 300 000,00 HRK  
Ukupan iznos prihvaćenih ponuda: 40 000 000,00 HRK  
Total of bids accepted: 40 000 000,00 HRK

Vagana prosječna ponuđena cijena: 97 018,00 uz kamatu od 12,33 %  
Weighted average price of the bids received: 97 018,00 yielding 12,33 %

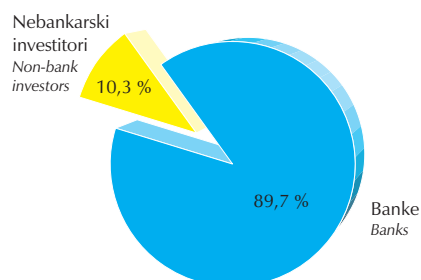
Ostvarena jedinstvena prodajna cijena: 96 861,00 na 100 HRK uz kamatu od 13,00 %  
Uniform price allocation at 96 861,00 HRK per 100 HRK nominal value, yielding 13,00 %.

STRUKTURA UPISANIH TREZORSKIH ZAPISA PREMA KUPCIMA: STRUCTURE OF BIDS ACCEPTED ACCORDING TO BUYERS:	01. 10. 1996.		08. 10. 1996.	
Banke: / Banks:	52 000 000	80,0 %	35 900 000	89,7 %
Nebankarski investitori: / Non-bank investors:	13 000 000	20,0 %	4 100 000	10,3 %
<b>Ukupno: / Total:</b>	<b>65 000 000</b>	<b>100,0 %</b>	<b>40 000 000</b>	<b>100,0 %</b>

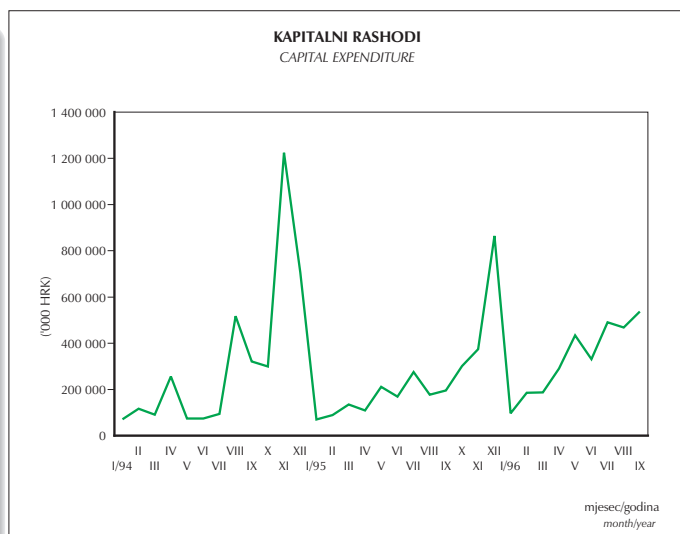
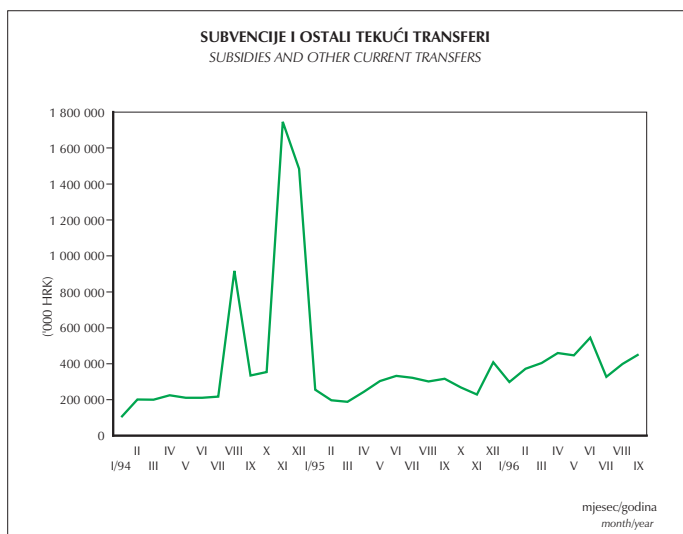
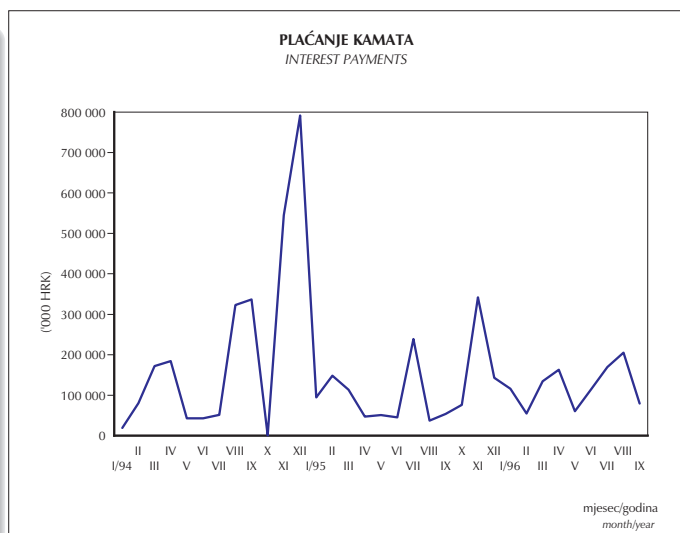
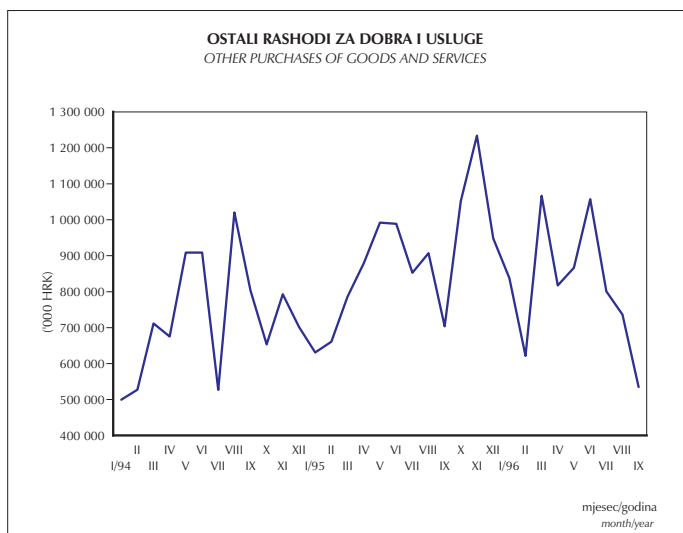
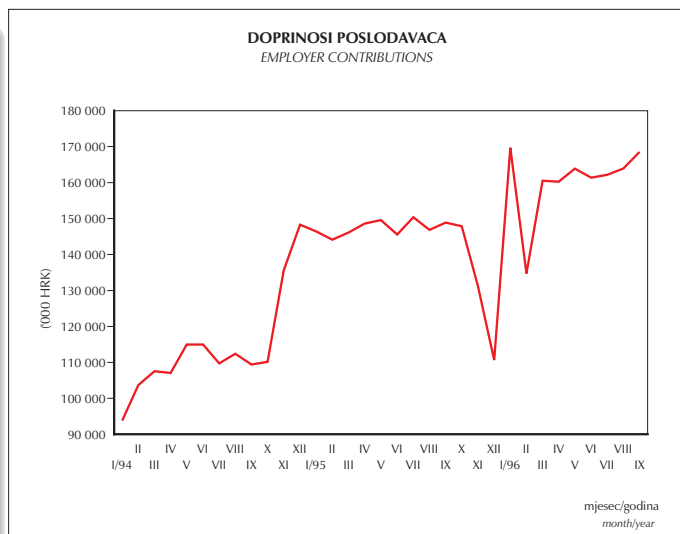
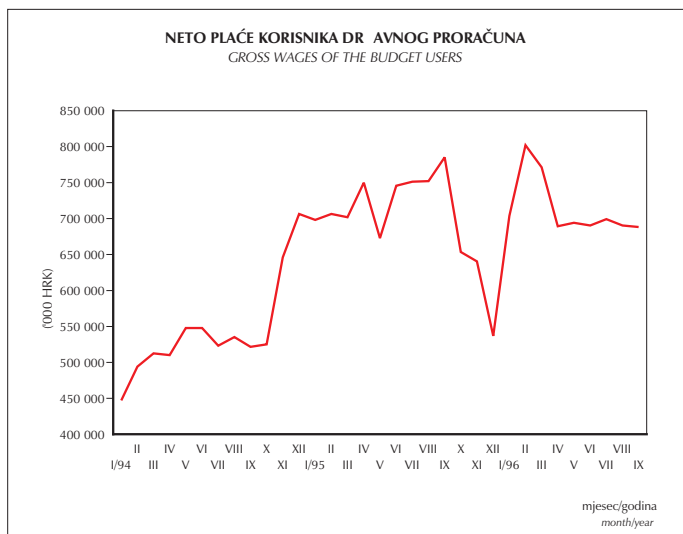
**Aukcija trezorskih zapisa na 35 dana**  
35 days' T-Bill's Auction



**Aukcija trezorskih zapisa na 91 dan**  
91 days T-Bill's Auction



**RASHODI DR AVNOG PRORAČUNA U 1994., 1995. I 1996. GODINI**  
**CENTRAL GOVERNMENT EXPENDITURES IN 1994, 1995 AND 1996**



Izvor: Ministarstvo financija  
 Source: Ministry of Finance



**RASHODI DR AVNOG PRORAČUNA PO FUNKCIONALNOJ KLASIFIKACIJI**  
**BUDGETARY CENTRAL GOVERNMENT EXPENDITURE BY FUNCTION**

	Nominalne vrijednosti u 000 HRK <i>Nominal values in 000 HRK</i>			Udio u proračunu [%] <i>Share in budget [%]</i>	
	Proračun <i>Budget</i> 1996	Ostvarenje <i>Outturn</i> I-VI/1996	Ostvarenje <i>Outturn</i> I-IX/1996	Ostvarenje <i>Outturn</i> I-VI/1996	Ostvarenje <i>Outturn</i> I-IX/1996
<b>Ukupni rashodi i neto posudbe</b> <i>Total expenditure and net lending</i>	<b>33 268 311</b>	<b>18 298 057</b>	<b>23 446 186</b>	<b>55,0</b>	<b>70,5</b>
<b>I Ukupni rashodi</b> <i>Total expenditure</i>	<b>31 621 691</b>	<b>15 267 185</b>	<b>23 040 995</b>	<b>48,3</b>	<b>72,9</b>
1. Opće javne slu be <i>General public services</i>	2 071 704	823 866	1 309 854	39,8	63,2
2. Poslovi i usluge obrane <i>Defense affairs and services</i>	7 760 190	5 027 296	6 674 462	64,8	86,0
3. Poslovi javnog reda i sigurnosti <i>Public order and safety affairs</i>	3 826 741	1 662 088	2 614 096	43,4	68,3
4. Poslovi u usluge obrazovanja <i>Education affairs and services</i>	3 695 723	1 712 120	2 588 967	46,3	70,1
5. Poslovi i usluge zdravstva <i>Health affairs and services</i>	216 380	27 877	47 128	12,9	21,8
6. Socijalno osiguranje i zaštita <i>Social security and welfare affair and services</i>	4 357 143	2 165 989	3 165 697	49,7	72,7
7. Poslovi stanovanja i komunalnih djelatnosti <i>Housing and community amenity affair and services</i>	2 458 580	771 919	1 534 358	31,4	62,4
8. Rekreativski, kulturni i religijski poslovi i usluge <i>Recreational, cultural and religious affairs and services</i>	436 487	178 477	285 820	40,9	65,5
9. Poljoprivreda, šumarstvo, ribolov ... <i>Agriculture, forestry, fishing ... affairs and services</i>	555 613	277 776	413 630	50,0	74,4
10. Rudarstvo, industrija i građevinarstvo <i>Mining, manufacturing, construction affairs and services</i>	463 363	173 021	296 954	37,3	64,1
11. Poslovi i usluge prometa i veza <i>Transport and communication affairs and services</i>	3 407 823	1 508 189	2 444 055	44,3	71,7
12. Ostali ekonomski poslovi i usluge <i>Other economic affairs and services</i>	316 031	103 110	184 074	32,6	58,2
13. Troškovi koji nisu klasificirani u glavne grupe <i>Expenditures not classified by major group</i>	2 055 913	835 457	1 481 900	40,6	72,1
<b>Ukupno (I+financiranje)</b> <i>Total (I+Payments not included above)</i>	<b>33 964 507</b>	<b>15 638 866</b>	<b>24 886 432</b>	<b>46,0</b>	<b>73,3</b>

Izvor: Ministarstvo financija Republike Hrvatske  
Source: Ministry of Finance - Republic of Croatia

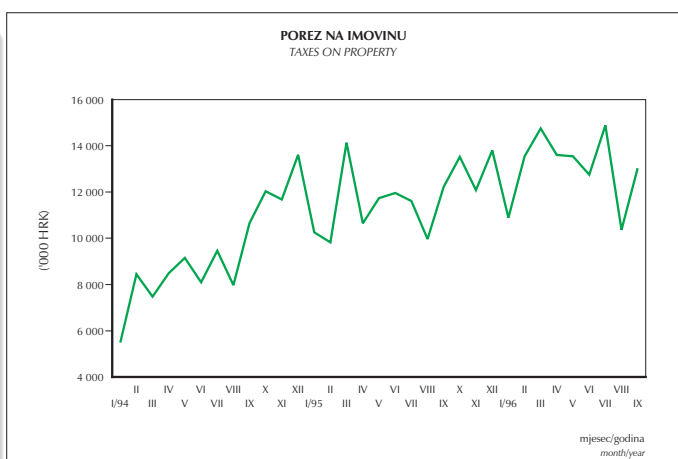
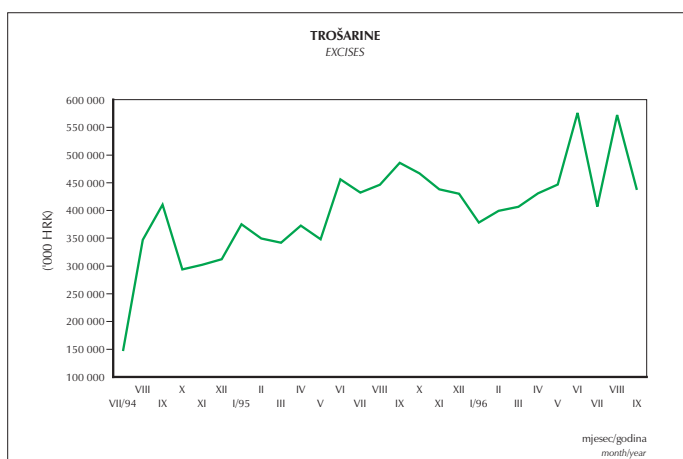
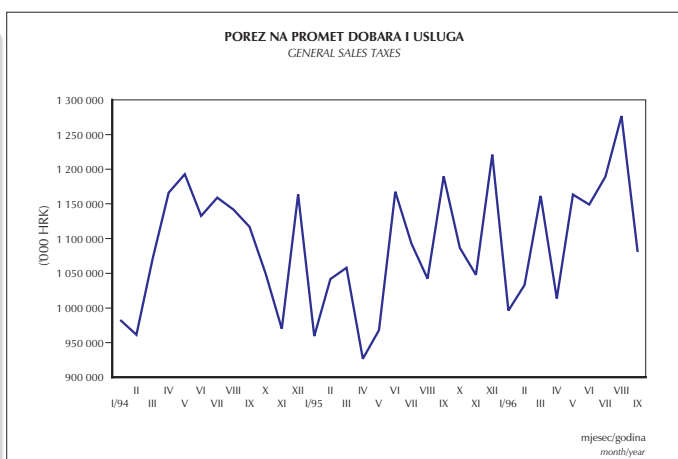
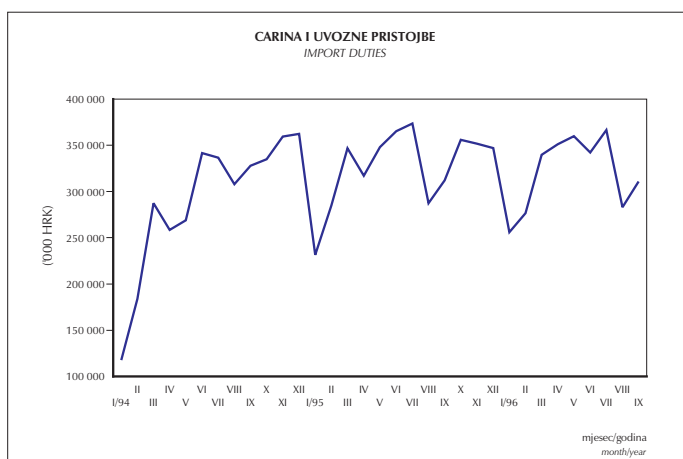
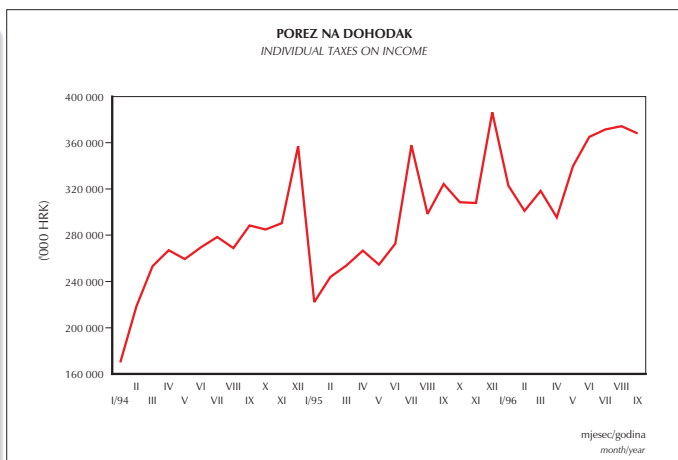
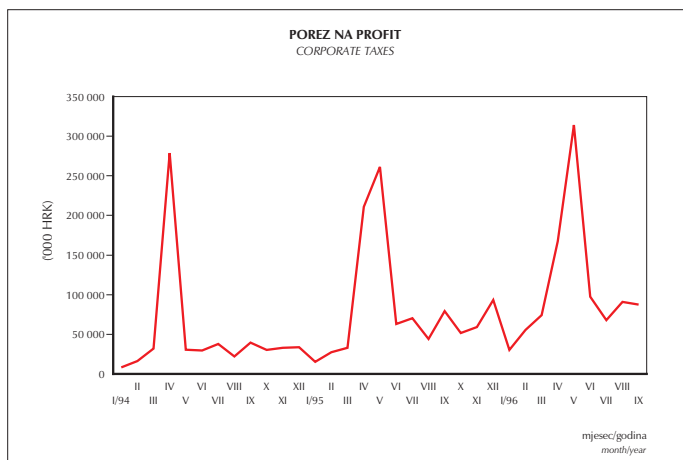
**OSTVARENJE IZVANPRORAČUNSKIH FONDOVA**  
**OUTTURN OF EXTRABUDGETARY FUNDS**

ZBIRNA TABELA: SUMMARY TABLE OF:	FOND MIROVINSKOG I INVALIDSKOG OSIGURANJA THE PENSION FUND OPERATIONS		FOND ZDRAVSTVENOG OSIGURANJA THE HEALTH INSURANCE FUND OPERATIONS		FOND ZA ZAPOSŁJAVANJE THE EMPLOYMENT FUND OPERATIONS		FOND DOPLATKA ZA DJECU THE CHILD BENEFIT FUND OPERATIONS		JAVNO PODUZEĆE "HRVATSKA VODOPRIVREDA" THE PUBLIC WATER MANAGEMENT FUND	
	(000 HRK)	Plan Budget 1996	Ostvarenje Outturn I-VIII/1996	Plan Budget 1996	Ostvarenje Outturn I-VIII/1996	Plan Budget 1996	Ostvarenje Outturn I-VIII/1996	Plan Budget 1996	Ostvarenje Outturn I-VIII/1996	Plan Budget 1996
<b>Ukupni prihodi i dotacije</b> <i>Total revenue and grants</i>	<b>11 750 743</b>	<b>8 175 836</b>	<b>8 530 141</b>	<b>5 706 774</b>	<b>748 114</b>	<b>490 061</b>	<b>853 000</b>	<b>568 844</b>	<b>687 000</b>	<b>437 560</b>
Ukupni prihodi <i>Total revenue</i>	10 644 743	7 391 723	7 985 581	5 351 738	748 114	490 061	853 000	568 844	587 000	408 299
Tekući prihodi <i>Current revenue</i>	10 544 743	7 303 941	7 985 581	5 351 738	748 114	490 061	853 000	568 844	586 400	407 678
Porezni prihodi <i>Tax</i>	10 351 001	7 167 512	7 704 803	5 128 120	715 034	469 083	816 000	568 185	180 000	127 178
Neporezni prihodi <i>Nontax</i>	193 742	136 429	280 778	223 618	33 080	20 978	37 000	659	406 400	280 500
Prihodi od kapitala <i>Capital revenue</i>	100 000	87 782	0	0	0	0	0	0	600	621
Dotacije <i>Grants</i>	1 106 000	784 113	544 560	355 036	0	0	0	0	100 000	29 261
<b>Ukupni rashodi i posudbe umanjeni za otplate</b> <i>Total expenditure and lending minus repayments</i>	<b>11 750 743</b>	<b>8 037 629</b>	<b>8 620 591</b>	<b>5 876 521</b>	<b>748 114</b>	<b>556 150</b>	<b>853 000</b>	<b>559 628</b>	<b>846 300</b>	<b>513 110</b>
Ukupni rashodi <i>Total expenditure</i>	11 750 743	8 037 629	8 620 591	5 876 521	748 114	556 150	853 000	559 628	846 300	513 110
Tekući rashodi <i>Current expenditure</i>	11 750 743	8 035 998	8 112 862	5 805 424	748 114	540 110	853 000	559 628	280 800	212 536
Kapitalni rashodi <i>Capital expenditure</i>	0	1 631	507 729	71 097	0	16 040	0	0	565 500	300 574
Posudbe umanjene za otplate <i>Lending minus repayments</i>	0	0	0	0	0	0	0	0	0	0
<b>Višak na tekućim računima bez dotacija</b> <i>Current account surplus without grants</i>	<b>-1 206 000</b>	<b>-732 057</b>	<b>-127 281</b>	<b>-453 686</b>	<b>0</b>	<b>-50 049</b>	<b>0</b>	<b>9 216</b>	<b>305 600</b>	<b>195 142</b>
- udio u GDP-u - as % of GDP	-1,22	-0,74	-0,13	-0,46	0,00	-0,05	0,00	0,01	0,31	0,20
Stvaranje bruto fiksnog kapitala <i>Gross fixed capital formation</i>	-100 000	-86 151	507 729	71 097	0	16 040	0	0	307 400	154 544
<b>Ukupni manjak/višak</b> <i>Overall deficit/surplus</i>	<b>0</b>	<b>138 207</b>	<b>-90 450</b>	<b>-169 747</b>	<b>0</b>	<b>-66 089</b>	<b>0</b>	<b>9 216</b>	<b>-159 300</b>	<b>-75 550</b>
- udio u GDP-u - as % of GDP	0,00	0,14	-0,09	-0,17	0,00	-0,07	0,00	0,01	-0,16	-0,08
Ukupno financiranje <i>Total financing</i>	0	-138 207	90 450	169 747	0	66 089	0	-9 216	159 300	75 550
Strano financiranje <i>Abroad</i>	0	0	90 450	6 608	0	0	0	0	56 300	21 887
Domaće financiranje <i>Domestic</i>	0	-138 207	0	163 139	0	66 089	0	-9 216	103 000	53 663

\*Preliminarni podaci / Preliminary data

Izvor: Ministarstvo financija  
Source: Ministry of Finance

## POREZNI PRIHODI U 1994., 1995. I 1996. GODINI TAX REVENUE IN 1994, 1995 AND 1996



**Napomena:** serija poreza na promet u 1995. godini nije direktno usporediva sa onom iz 1994. zbog izdvajanja trošarina iz poreza na promet u srpnju 1994. godine.

- podaci su nedesezonirane nominalne varijable

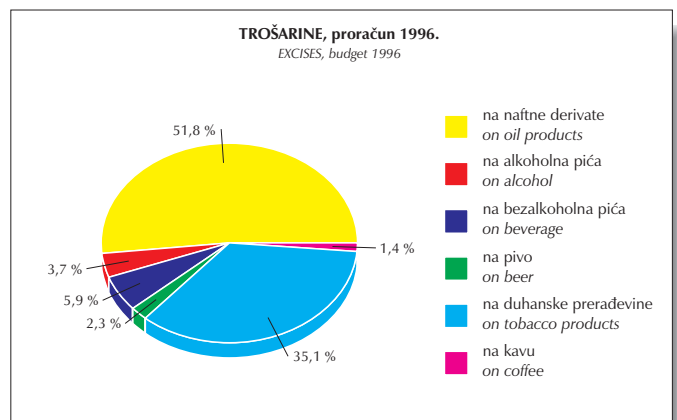
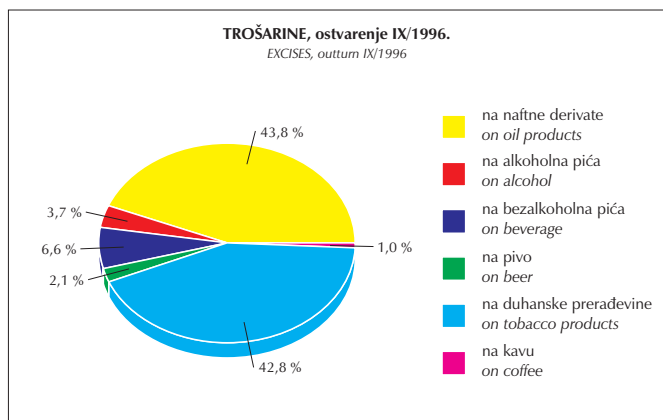
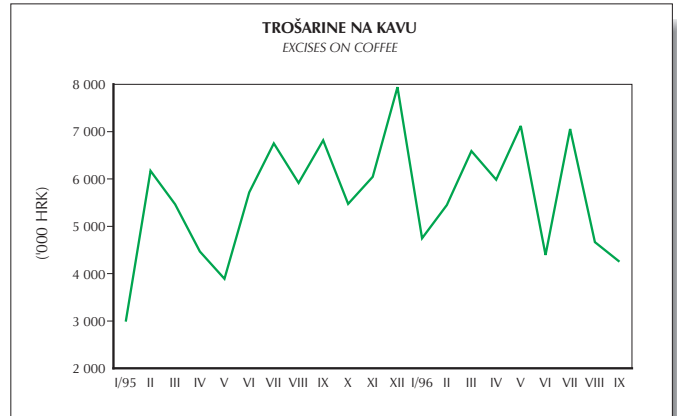
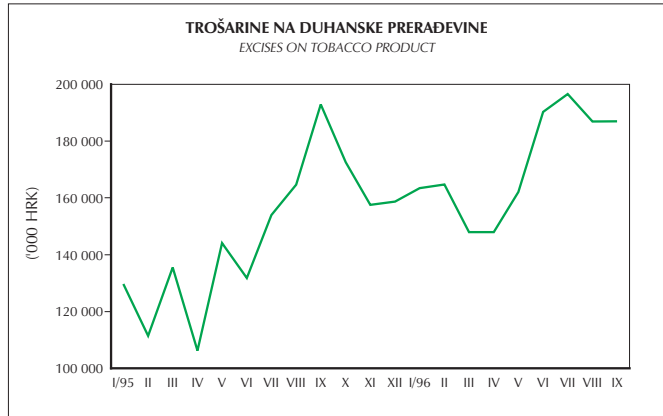
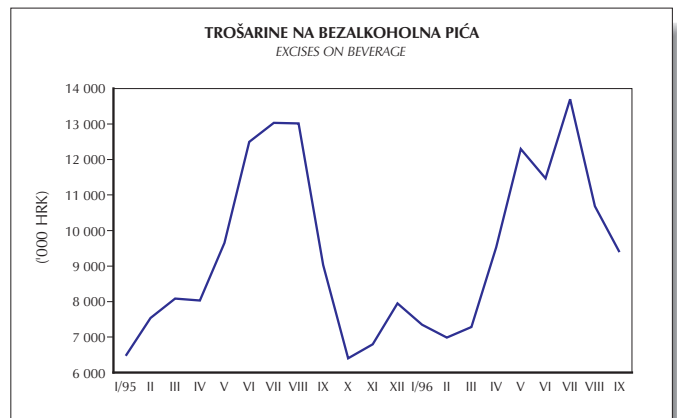
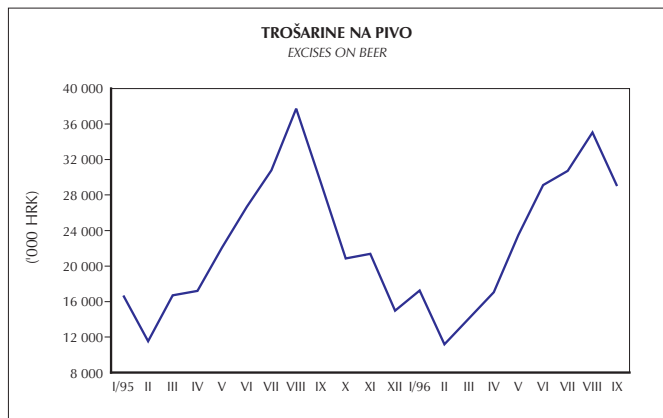
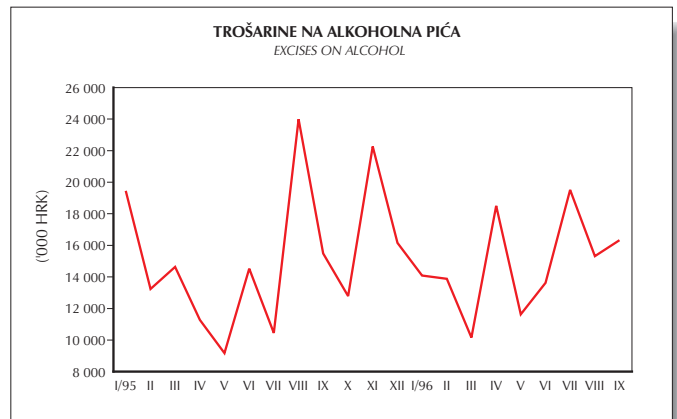
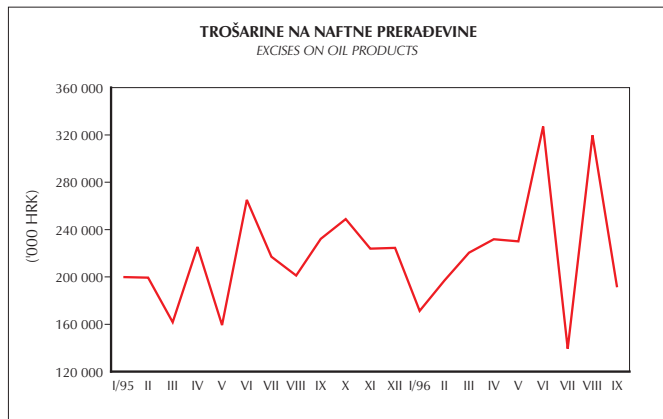
**Notes on methodology:** general sales tax data in 1995 are not directly comparable with those from 1994, due to the extraction of excise taxes from general sales tax in July 1994.

- data are expressed as nominal values not seasonally adjusted

Izvor: Ministarstvo financija  
Source: Ministry of Finance

## NAPLATA I STRUKTURA TROŠARINA U 1995. I 1996. GODINI

### COLLECTION AND STRUCTURE OF EXCISES IN 1995 AND 1996



**Napomena:** podaci nisu desezonirani  
*Notes on methodology: data are not seasonally adjusted*

**IZVOR: MINISTARSTVO FINANCIJA**  
*SOURCE: MINISTRY OF FINANCE*