



MJESEČNI STATISTIČKI PRIKAZ MINISTARSTVA FINANCIJA broj 18

MONTHLY STATISTICAL REVIEW OF THE MINISTRY OF FINANCE number 18

UKUPNI MANJAK/VIŠAK SREDIŠNJE DR AVE
OVERALL CENTRAL GOVERNMENT DEFICIT/SURPLUS



CROLEI - NAVJEŠĆUJUĆI POKAZATELJ INDUSTRIJSKE PROIZVODNJE

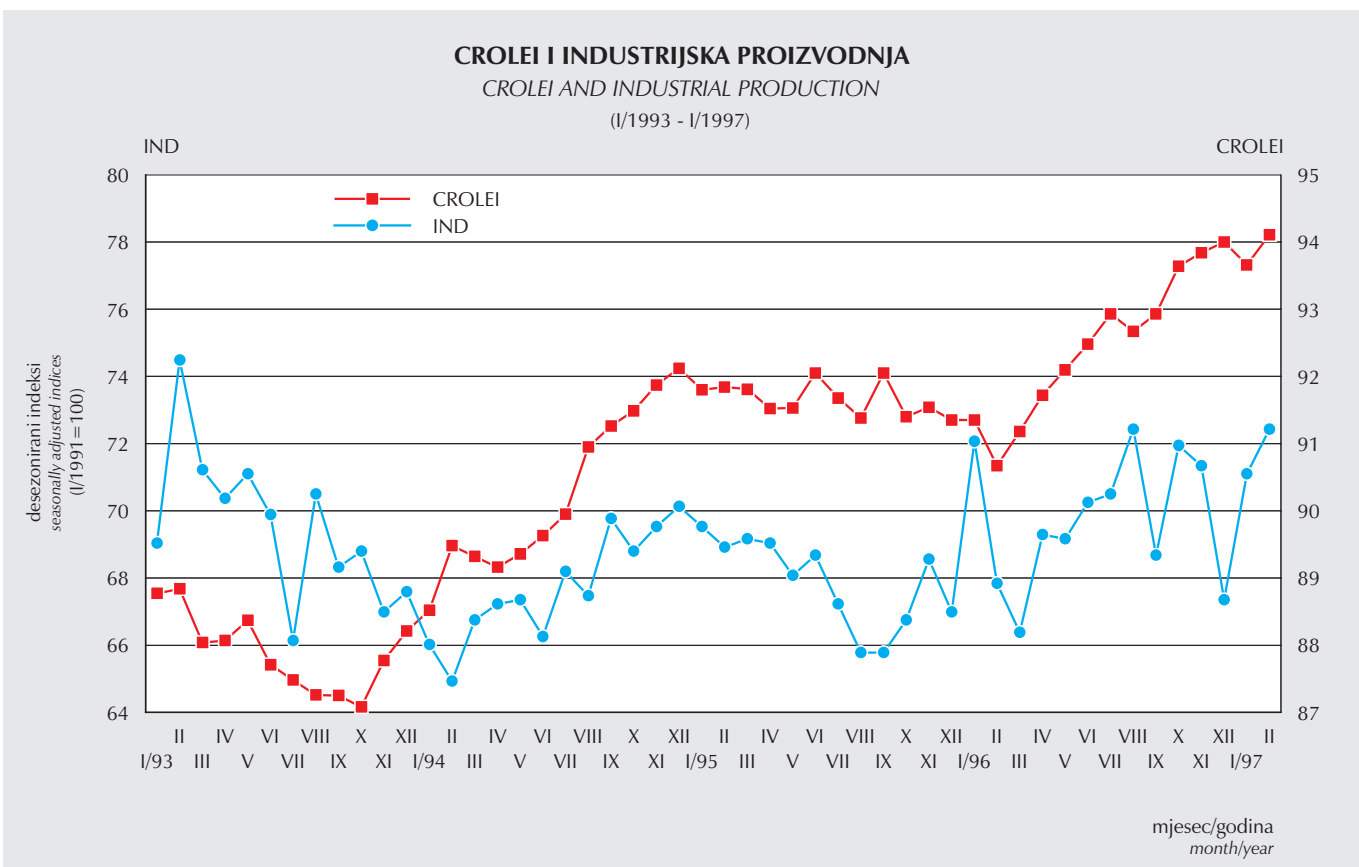
Upotrebom tzv. navješćujućih indikatora Ekonomski Institut - Zagreb i Ministarstvo financija izrađuju kompozitni indeks CROLEI za kratkoročno prognoziranje kretanja gospodarske aktivnosti u Hrvatskoj. **CROLEI (CROatian Leading Economic Indicator)** indeks temelji se na metodologiji razvijenoj u američkom National Bureau of Economic Research, pri čemu se kao referentna serija koristi indeks industrijske proizvodnje. Ovaj pokazatelj odrađava kretanje slijedećih deset navješćujućih pokazatelja: indeks fizičkog obujma zaliha sirovina kod proizvođača u industriji, broj korisnika novčane naknade zbog nezaposlenosti, izvršeni sati rada u graditeljstvu, vrijednost ugovorenih građevinskih radova u zemlji-ukupno, promet u trgovini na malo, promet u trgovini na veliko, uvoz repromaterijala, materijalni rashodi neprivrede, primanja stanovništva od prodaje proizvoda i usluga, novčana masa, M1.

CROLEI indeks navješćuje trend industrijske proizvodnje i globalne ekonomske aktivnosti oko **5-6 mjeseci** unaprijed. Kontinuirano uzlazno kretanje CROLEI indeksa pokazuje da se nalazimo u fazi rasta industrijske proizvodnje. Kretanje CROLEI indeksa, također, najavljuje, uz moguće manje oscilacije, daljnji rast industrijske proizvodnje tijekom proljeća i ljeta 1997. U prilog ovakove prognoze govori i snažan rast referentne serije tijekom siječnja i veljače koji pokazuje da je pad industrijske proizvodnje u studenom i prosincu zaista bio izazvan neekonomskim činiocima (štrajk, neuobičajeno dugi praznici) koje CROLEI indeks nije mogao najaviti. Drugim riječima, pred nama je razdoblje uzlaznog trenda u industrijskoj proizvodnji.

CROLEI - LEADING INDICATOR OF INDUSTRIAL PRODUCTION

CROLEI (Croatian Leading Economic Indicator), the composite index aimed at forecasting global economic activity is a joint product of Institute of Economics-Zagreb and the Croatian Ministry of Finance. CROLEI is computed according to National Bureau of Economic Research methodology, using the index of industrial production as referent data. This indicator is calculated on the basis of ten following leading indicators: Index of total volume of raw materials' stocks in industry, Number of unemployment compensation beneficiaries, Effective work hours in construction, Total value of contracted domestic construction projects, Retail turnover, Wholesale turnover, Imports of intermediate goods, Expenditures in non-production activities, Household revenues from sales of goods and services, Money stock, M1.

CROLEI index announces a trend in the industrial and overall economic activity about **5-6 months** in advance. A continuous increase in the CROLEI index shows that expansion phase has already begun. Although small oscillations can be expected, a strong and persistent rise of the CROLEI index can be understood as a reliable sign of further growth in industrial production. Increase in industrial production can be expected during Spring and Summer of 1997. Furthermore, significant increase in industrial production during January and February showed that the decrease in November and December 1996 in referent series was induced by noneconomic factors (strike and unusually long holidays) which could not have been captured by CROLEI index. In other words, industrial production in Croatia is entering a period of upswing.



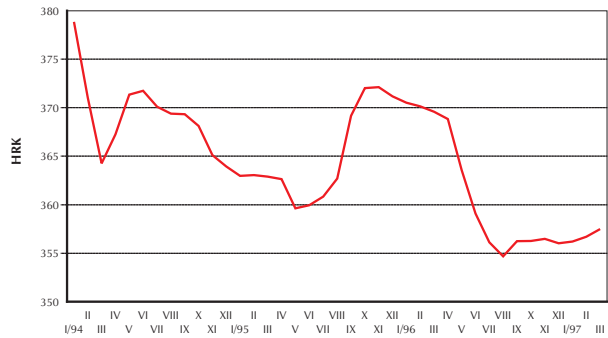
GODIŠNJI INDEKSI OSNOVNIH MAKROEKONOMSKIH POKAZATELJA
ANNUAL INDICES OF BASIC MACROECONOMIC INDICATORS

	1995. 1994.	1996. 1995.	I. 1997. I. 1996.	I.-II. 1997. I.-II. 1996.
Fizički obujam industrijske proizvodnje <i>Total volume of production in mining and industry</i>	100,3	103,1	99,6	101,7
Promet u trgovini na malo <i>Turnover in retail trade</i>	112,5	111,6	132,2	131,0
Realni promet u trgovini na malo <i>Real turnover in retail trade</i>	112,5	108,9	128,6	127,7
Cijena industrijskih proizvoda pri proizvođačima <i>Manufacturer's prices for industrial products</i>	100,7	101,4	101,8	101,9
Cijene na malo, godišnji prosjek <i>Retail prices, year average</i>	102,0	103,5	104,2	104,0
Troškovi života, godišnji prosjek <i>Cost of living, year average</i>	104,0	104,3	104,3	103,9
Ukupan broj zaposlenih ¹⁾ <i>Total number of employees¹⁾</i>	95,5	95,4	95,3	95,2
Ukupan broj nezaposlenih, godišnji prosjek <i>Total number of unemployed, annual average</i>	98,9	108,5	106,9	106,9
Prosječne mjesečne neto plaće, ukupno <i>Average monthly net wages and salaries, total</i>	145,8	111,8	118,2	109,9
Privreda <i>Goods and services sector</i>	145,1	113,6	118,5	109,3
Neprivreda <i>Education, health and government</i>	146,8	107,3	117,5	111,1
Noćenja turista, ukupno <i>Nights spent by tourists, total</i>	64,5	166,5	105,3	111,2

1) U ukupan broj zaposlenih nisu uključeni individualni poljoprivrednici i zaposleni u Ministarstvu obrane i Ministarstvu unutarnjih poslova.
 1) Employees at Ministries of Internal Affairs and Defence, as well as independent farmers are not included.

Izvor: Državni zavod za statistiku
 Source: Central Bureau of Statistics

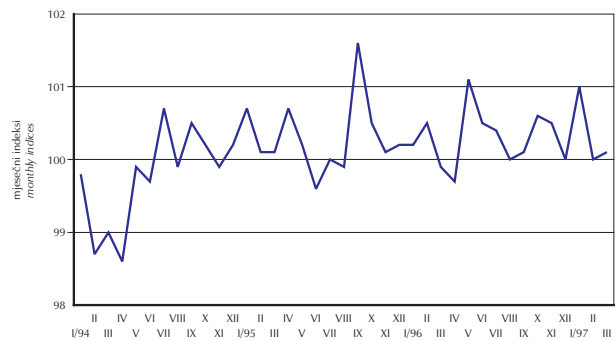
PROSJEČNI MJESEČNI TEČAJ DEM NARODNE BANKE HRVATSKE
AVERAGE MONTHLY NBC EXCHANGE RATE
 (HRK/100 DEM)



Izvor: Narodna banka Hrvatske
 Source: National Bank of Croatia

mjesec/godina
 month/year

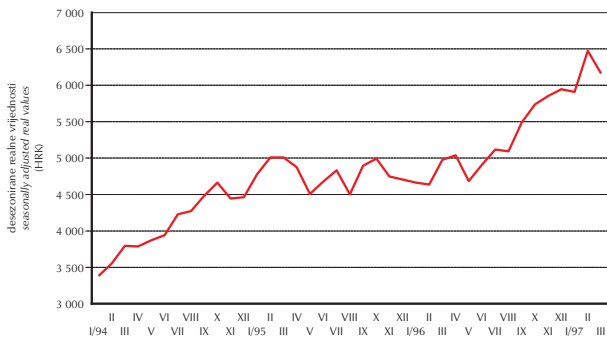
CIJENE NA MALO
RETAIL PRICES



Izvor: Državni zavod za statistiku
 Source: Central Bureau of Statistics

mjesec/godina
 month/year

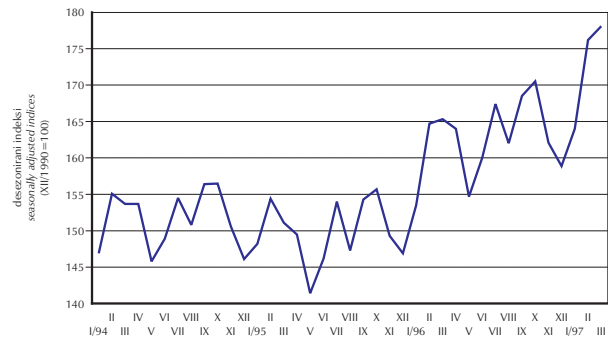
PROMET U TRGOVINI NA MALO
RETAIL TRADE



Izvor: Državni zavod za statistiku
 Source: Central Bureau of Statistics

mjesec/godina
 month/year

NEZAPOSLENOST
UNEMPLOYMENT



Izvor: Zavod za zapošljavanje
 Source: Employment Bureau

mjesec/godina
 month/year

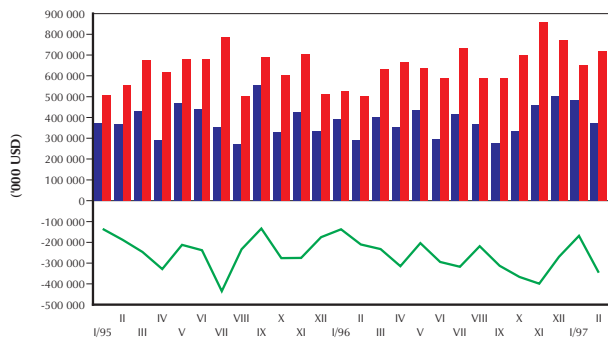
NOVČANA MASA M1
MONEY STOCK M1



Izvor: Narodna banka Hrvatske
 Source: National Bank of Croatia

mjesec/godina
 month/year

ROBNA RAZMJENA S INOZEMSTVOM
MERCHANDISE EXPORTS AND IMPORTS



Izvor: Državni zavod za statistiku
 Source: Central Bureau of Statistics

mjesec/godina
 month/year

OSTVARENJE PRORAČUNA SREDIŠNJE DR AVNE VLASTI
OUTTURN OF CENTRAL GOVERNMENT BUDGET

	Nominalne vrijednosti u 000 HRK Nominal values in 000 HRK			Udio u proračunu [%] Share in budget [%]		Ostvarenje Outturn I-III/1997
	Proračun Budget 1997	Ostvarenje Outturn III/1997	Ostvarenje Outturn I-III/1997	Ostvarenje Outturn III/1997	Ostvarenje Outturn I-III/1997	Ostvarenje Outturn I-III/1996
Ukupni prihodi i potpore <i>Total revenue and grants</i>	32 955 470	2 354 229	6 695 123	7,14	20,32	97,93
Ukupni prihodi <i>Total revenue</i>	32 955 470	2 354 229	6 695 123	7,14	20,32	97,93
Tekući prihodi <i>Current revenue</i>	31 534 507	2 335 709	6 630 215	7,41	21,03	98,99
Porezni prihodi <i>Tax revenue</i>	29 609 310	2 191 506	6 138 217	7,40	20,73	95,94
Porezi na dohodak <i>Taxes on individual income</i>	3 183 744	317 551	889 589	9,97	27,94	94,42
Porez na dobit <i>Taxes on profits</i>	1 269 453	98 470	225 492	7,76	17,76	141,03
Porezi na imovinu <i>Taxes on property</i>	166 712	16 975	44 165	10,18	26,49	112,75
Porezi na promet dobara i usluga <i>General sales taxes</i>	14 720 906	1 053 604	3 110 167	7,16	21,13	97,47
Trošarine <i>Excises'</i>	5 863 625	346 924	979 747	5,92	16,71	82,74
Porezi na međunarodnu trgovinu <i>Taxes on international trade</i>	4 370 402	356 284	884 005	8,15	20,23	100,96
Ostali porezi <i>Other taxes</i>	34 468	1 698	5 052	4,93	14,66	82,82
Neporezni prihodi <i>Nontax revenue</i>	1 925 197	144 203	491 998	7,49	25,56	164,00
Prihodi od kapitala <i>Capital revenue</i>	1 420 963	18 520	64 908	1,30	4,57	46,78
Dotacije <i>Grants</i>	0	0	0	0,00	0,00	0,00
Ukupni rashodi i posudbe umanjene za otplate <i>Total expenditure and lending minus repayments</i>	35 792 168	2 753 824	8 021 508	7,69	22,41	110,92
Ukupni rashodi <i>Total expenditure</i>	33 854 738	2 726 751	7 803 290	8,05	23,05	109,61
Tekući rashodi <i>Current expenditure</i>	29 383 031	2 368 969	7 003 002	8,06	23,83	105,32
Rashodi za dobra i usluge <i>Expenditure on goods and services</i>	20 176 801	1 562 264	4 478 124	7,74	22,19	85,01
Plaćanje kamata <i>Interest payments</i>	2 352 679	85 279	780 254	3,62	33,16	255,41
Subvencije i ostali tekući transferi <i>Subsidies and other current transfers</i>	6 853 551	721 426	1 744 624	10,53	25,46	162,14
Kapitalni rashodi <i>Capital expenditure</i>	4 471 707	357 782	800 288	8,00	17,90	170,30
Posudbe umanjene za otplate <i>Lending minus repayments</i>	1 937 430	27 073	218 218	1,40	11,26	194,30
Višak na tekućim računima bez dotacija <i>Current account surplus without grants</i>	2 151 476	- 33 260	- 372 787	- 1,55	- 17,33	- 764,91
- % od BDP-a % of GDP	1,99	- 0,03	- 0,35			
Ukupni manjak/višak <i>Overall deficit/surplus</i>	- 2 836 698	- 399 595	- 1 326 385	14,09	46,76	335,99
- % od BDP-a % of GDP	- 2,63	- 0,37	- 1,23			
Ukupno financiranje <i>Total financing</i>	2 836 698	399 595	1 326 385	14,09	46,76	335,99
Strano financiranje <i>Abroad financing</i>	5 112 675	617 533	1 613 636	12,08	31,56	956,99
Domaće financiranje <i>Domestic financing</i>	- 2 275 977	- 217 938	- 287 251	9,58	12,62	- 127,02

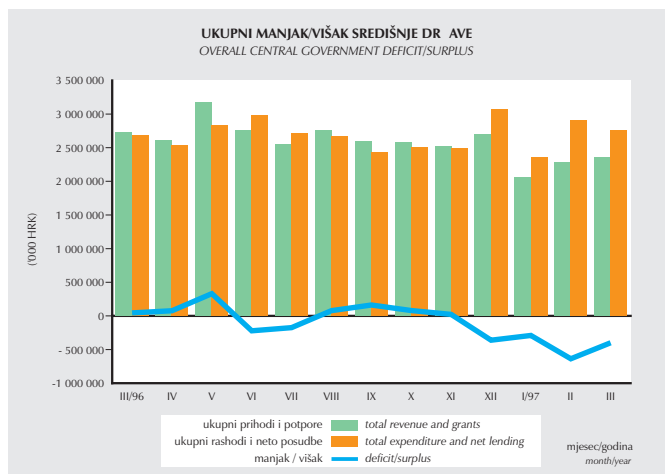
Izvor: Ministarstvo financija
Source: Ministry of Finance

RAZLIČITE MJERE MANJKA/VIŠKA SREDIŠNJEG DR AVNOG PRORAČUNA MEASURES OF CENTRAL GOVERNMENT BUDGET DEFICIT/SURPLUS

KONVENCIONALNI UKUPNI MANJAK/VIŠAK SREDIŠNJE DR AVE ('000 HRK)
(ukupni prihodi i potpore minus ukupni rashodi i posudbe umanjene za otplate)

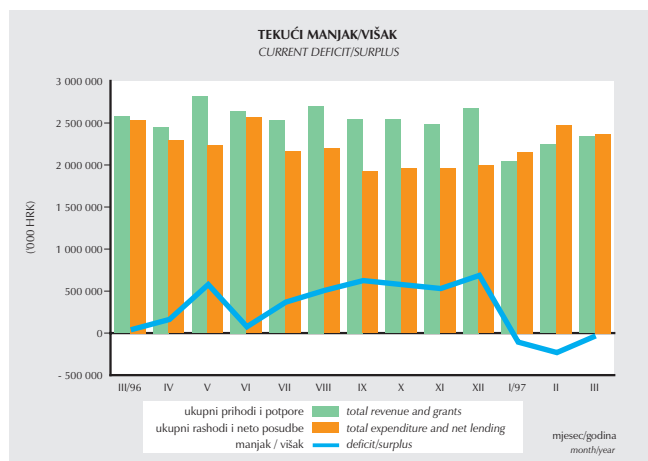
CONVENTIONAL OVERALL CENTRAL GOVT DEFICIT/SURPLUS ('000 HRK)
(total revenue and grants minus total expenditures and lending minus repayments)

	Ukupni prihodi i potpore <i>Total revenue and grants</i>	Ukupni rashodi i posudbe umanjene za otplate <i>Total expenditures and lending minus repayments</i>	Ukupni manjak/višk <i>Overall deficit/surplus</i>
III/96	2 726 745,00	2 682 543,00	44 202,00
IV	2 612 123,00	2 535 342,00	76 781,00
V	3 167 522,00	2 836 715,00	330 807,00
VI	2 754 092,00	2 974 560,00	-220 468,00
VII	2 546 079,00	2 719 918,00	-173 839,00
VIII	2 750 052,00	2 671 580,00	78 472,00
IX	2 598 677,00	2 436 759,00	161 918,00
X	2 579 453,55	2 499 309,00	80 144,55
XI	2 514 119,00	2 491 615,00	22 504,00
XII	2 703 970,00	3 064 392,30	-360 422,30
I/97	2 064 654,00	2 354 642,00	-289 988,00
II	2 276 240,00	2 913 042,00	-636 802,00
III	2 354 229,00	2 753 824,00	-399 595,00



TEKUĆI MANJAK/VIŠAK SREDIŠNJE DR AVE ('000 HRK)
(tekući prihodi minus tekući rashodi)

CURRENT CENTRAL GOVERNMENT DEFICIT/SURPLUS ('000 HRK)
(current revenue minus current expenditures)

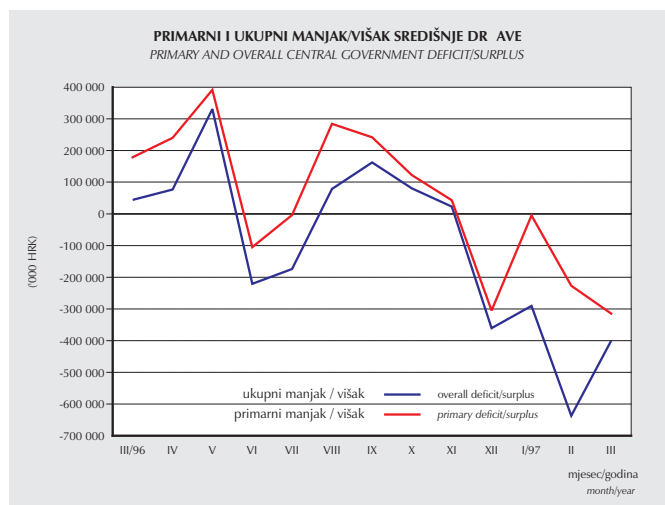


	Tekući prihodi <i>Current revenue</i>	Tekući rashodi <i>Current expenditure</i>	Tekući manjak/višk <i>Current deficit/surplus</i>
III/96	2 576 631,00	2 537 320,00	39 311,00
IV	2 452 298,00	2 290 175,00	162 123,00
V	2 810 358,00	2 232 215,00	578 143,00
VI	2 645 006,00	2 569 344,00	75 662,00
VII	2 527 583,00	2 159 006,00	368 577,00
VIII	2 702 859,00	2 194 908,00	507 951,00
IX	2 548 470,00	1 923 348,00	625 122,00
X	2 539 506,55	1 961 622,00	577 884,55
XI	2 489 662,00	1 958 644,00	531 018,00
XII	2 678 290,00	1 991 529,30	686 760,70
I/97	2 047 549,00	2 155 379,00	-107 830,00
II	2 246 957,00	2 478 654,00	-231 697,00
III	2 335 709,00	2 368 969,00	-33 260,00

PRIMARNI MANJAK/VIŠAK SREDIŠNJE DR AVE ('000 HRK)
(ukupni manjak/višk plus plaćanja kamata)

PRIMARY CENTRAL GOVT DEFICIT/SURPLUS ('000 HRK)
(overall deficit/surplus plus interest payments)

	Ukupni manjak/višk <i>Overall deficit/surplus</i>	Plaćanje kamata <i>Interest payments</i>	Primarni manjak/višk <i>Primary deficit/surplus</i>
III/96	44 202,00	134 467,00	178 669,00
IV	76 781,00	163 227,00	240 008,00
V	330 807,00	60 576,00	391 383,00
VI	-220 468,00	115 312,00	-105 156,00
VII	-173 839,00	169 834,00	-4 005,00
VIII	78 472,00	205 316,00	283 788,00
IX	161 918,00	79 678,00	241 596,00
X	80 144,55	41 849,00	121 993,55
XI	22 504,00	20 398,00	42 902,00
XII	-360 422,30	55 940,00	-304 482,30
I/97	-289 988,00	284 755,00	-5 233,00
II	-636 802,00	410 220,00	-226 582,00
III	-399 595,00	85 279,00	-314 316,00



KONSOLIDIRANI DR AVNI PRORAČUN
CONSOLIDATED CENTRAL GOVERNMENT

	Nominalne vrijednosti u 000 HRK <i>Nominal values in 000 HRK</i>			Udio u BDP-u [%] <i>Share in GDP [%]</i>		
	Ostvarenje <i>Outturn</i> 1996	Proračun <i>Budget</i> 1997	Ostvarenje <i>Outturn</i> I/1997	Ostvarenje <i>Outturn</i> 1996	Proračun <i>Budget</i> 1997	Ostvarenje <i>Outturn</i> I/1997
Ukupni prihodi i dotacije <i>Total revenue and grants</i>	48 396 602	51 035 592	3 466 088	48,98	47,24	3,21
Dr avni proračun <i>Budgetary central government</i>	31 367 481	32 955 470	2 064 654	31,75	30,50	1,91
Izvan proračunski fondovi <i>Extrabudgetary funds</i>	17 029 121	18 080 122	1 401 434	17,23	16,74	1,30
1. Fond mirovinskog i invalidskog osiguranja <i>Pension fund</i>	9 584 721	10 137 872	770 726	9,70	9,38	0,71
2. Fond zdravstvenog osiguranja <i>Health insurance fund</i>	5 196 313	5 626 855	426 678	5,26	5,21	0,39
3. Fond za zapošljavanje <i>Employment fund</i>	676 112	574 221	47 488	0,68	0,53	0,04
4. Sredstva doplatka za djecu <i>Child benefit fund</i>	878 500	891 174	71 857	0,89	0,82	0,07
5. Hrvatska vodoprivreda <i>Public water management fund</i>	693 475	850 000	84 685	0,70	0,79	0,08
Ukupni rashodi i posudbe umanjeni za otplate <i>Total expenditure and lending minus repayments</i>	48 874 039	54 059 387	3 797 604	49,46	50,04	3,52
Dr avni proračun <i>Budgetary central government</i>	27 591 903	30 340 940	1 939 317	27,92	28,08	1,80
Izvan proračunski fondovi <i>Extrabudgetary funds</i>	21 282 136	23 718 447	1 858 287	21,54	21,95	1,72
1. Fond mirovinskog i invalidskog osiguranja <i>Pension fund</i>	10 459 776	11 618 560	1 008 792	10,59	10,75	0,93
2. Fond zdravstvenog osiguranja <i>Health insurance fund</i>	8 357 507	9 285 808	605 410	8,46	8,60	0,56
3. Fond za zapošljavanje <i>Employment fund</i>	676 184	777 192	53 262	0,68	0,72	0,05
4. Sredstva doplatka za djecu <i>Child benefit fund</i>	853 165	903 307	101 045	0,86	0,84	0,09
5. Hrvatska vodoprivreda <i>Public water management fund</i>	935 504	1 133 580	89 778	0,95	1,05	0,08
Ukupni manjak/višak <i>Overall deficit/surplus</i>	- 477 437	- 3 023 795	- 331 516	- 0,48	- 2,80	- 0,31
Ukupno financiranje <i>Total financing</i>	477 437	3 023 795	331 516	0,48	2,80	0,31
Strano financiranje <i>Aboard</i>	931 093	5 224 272	- 71 702	0,94	4,84	- 0,07
Domaće financiranje <i>Domestic</i>	- 453 656	- 2 200 477	403 218	- 0,46	- 2,04	0,37

Izvor: Ministarstvo financija
Source: Ministry of Finance

RASHODI DR AVNOG PRORAČUNA PO FUNKCIONALNOJ KLASIFIKACIJI
BUDGETARY CENTRAL GOVERNMENT EXPENDITURE BY FUNCTION

	(Nominalne vrijednosti u 000 HRK) (Nominal values in 000 of HRK)				Udio u bruto domaćem proizvodu (u postotku) Share in gross domestic product (as percentage)			
	Ostvarenje Outturn		Proračun Budget	Ostvarenje Outturn	Ostvarenje Outturn	Proračun Budget	Ostvarenje Outturn	
	1995	1996	1997	I-III/1997	1995	1996	1997	I-III/1997
Ukupni rashodi i neto posudbe <i>Total expenditure and net lending</i>	28 696 186	31 501 501	35 792 168	8 021 508	31,57	31,88	33,13	7,42
I. Ukupni rashodi <i>Total expenditure</i>	28 475 583	30 972 816	33 854 738	7 803 290	31,33	31,35	31,34	7,22
1. Opće javne slu be <i>General public services</i>	1 911 166	1 911 595	2 178 747	460 024	2,10	1,93	2,02	0,43
2. Poslovi i usluge obrane <i>Defense affairs and services</i>	9 910 927	7 760 190	7 000 136	1 499 796	10,90	7,85	6,48	1,39
3. Poslovi javnog reda i sigurnosti <i>Public order and safety affairs</i>	3 351 489	3 714 158	4 069 233	890 494	3,69	3,76	3,77	0,82
4. Poslovi i usluge obrazovanja <i>Education affairs and services</i>	3 277 776	3 599 830	4 049 762	891 639	3,61	3,64	3,75	0,83
5. Poslovi i usluge zdravstva <i>Health affairs and services</i>	78 167	151 619	193 157	37 585	0,09	0,15	0,18	0,03
6. Socijalno osiguranje i zaštita <i>Social security and welfare aff. and services</i>	3 185 789	4 408 288	6 293 035	1 620 983	3,50	4,46	5,83	1,50
7. Poslovi stanovanja i komunalnih djelatnosti <i>Housing and community amenity aff. & serv.</i>	1 343 216	2 602 722	2 078 389	391 160	1,48	2,63	1,92	0,36
8. Rekreativski, kulturni i relig. poslovi i usluge <i>Recreational, cultural and religious aff. and serv.</i>	430 115	410 711	546 821	90 624	0,47	0,42	0,51	0,08
9. Poljoprivreda, šumarstvo, ribolov ... <i>Agriculture, forestry, fishing ... aff. and serv.</i>	511 479	550 976	612 675	146 168	0,56	0,56	0,57	0,14
10. Rudarstvo, industrija i građevinarstvo <i>Mining, manufacturing, const. aff. and serv.</i>	255 352	381 307	463 141	93 523	0,28	0,39	0,43	0,09
11. Poslovi i usluge prometa i veza <i>Transport and communicat. aff. and serv.</i>	2 232 489	3 404 954	3 098 331	748 739	2,46	3,45	2,87	0,69
12. Ostali ekonomski poslovi i usluge <i>Other economic aff. and services</i>	226 887	305 008	363 101	28 956	0,25	0,31	0,34	0,03
13. Troškovi koji nisu klasificirani u glavne grupe <i>Expenditures not classified by major group</i>	1 760 731	1 771 458	2 908 210	903 599	1,94	1,79	2,69	0,84

OSTVARENJE IZVANPRORAČUNSKIH FONDOVA
OUTTURN OF EXTRABUDGETARY FUNDS

ZBIRNA TABELA: SUMMARY TABLE OF:	FOND MIROVINSKOG I INVALIDSKOG OSIGURANJA THE PENSION FUND OPERATIONS		FOND ZDRAVSTVENOG OSIGURANJA THE HEALTH INSURANCE FUND OPERATIONS		FOND ZA ZAPOSŁJAVANJE THE EMPLOYMENT FUND OPERATIONS		FOND DOPLATKA ZA DJECU THE CHILD BENEFIT FUND OPERATIONS		JAVNO PODUZEĆE "HRVATSKA VODOPRIVREDA" THE PUBLIC WATER MANAGEMENT FUND	
	(000 HRK)	Plan Budget 1997	Ostvarenje Outturn I/1997	Plan Budget 1997	Ostvarenje Outturn I/1997	Plan Budget 1997	Ostvarenje Outturn I/1997	Plan Budget 1997	Ostvarenje Outturn I/1997	Plan Budget 1997
Ukupni prihodi i dotacije <i>Total revenue and grants</i>	14 130 689	1 101 759	9 883 921	654 210	1 004 065	56 284	903 307	73 059	953 000	84 685
Ukupni prihodi <i>Total revenue</i>	11 873 238	905 359	9 218 441	594 610	687 625	56 284	903 307	73 059	850 000	84 685
Tekući prihodi <i>Current revenue</i>	11 743 238	899 629	9 218 441	594 610	687 625	56 284	903 307	73 059	849 800	84 670
Porezni prihodi <i>Tax</i>	11 623 900	897 469	8 974 191	585 102	677 625	54 353	902 268	72 949	215 000	16 528
Neporezni prihodi <i>Nontax</i>	119 338	2 160	244 250	9 508	10 000	1 931	1 039	110	634 800	68 142
Prihodi od kapitala <i>Capital revenue</i>	130 000	5 730	0	0	0	0	0	0	200	15
Dotacije <i>Grants</i>	2 257 451	196 400	665 480	59 600	316 440	0	0	0	103 000	0
Ukupni rashodi i posudbe umanjeni za otplate <i>Total expenditure and lending minus repayments</i>	14 130 689	1 096 421	9 953 018	656 949	1 004 065	67 164	903 307	101 045	1 140 500	90 423
Ukupni rashodi <i>Total expenditure</i>	14 130 689	1 096 421	9 953 018	656 949	1 004 065	67 164	903 307	101 045	1 140 500	90 423
Tekući rashodi <i>Current expenditure</i>	14 110 521	1 095 608	9 510 266	653 495	955 736	66 778	903 307	101 045	458 158	41 507
Kapitalni rashodi <i>Capital expenditure</i>	20 168	813	442 752	3 454	48 329	386	0	0	682 342	48 916
Posudbe umanjene za otplate <i>Lending minus repayments</i>	0	0	0	0	0	0	0	0	0	0
Višak na tekućim računima bez dotacija <i>Current account surplus without grants</i>	- 2 367 283	- 195 979	- 291 825	- 58 885	- 268 111	- 10 494	0	- 27 986	391 642	43 163
- udio u GDP-u - as % of GDP	- 2,19	- 0,18	- 0,27	- 0,05	- 0,25	- 0,01	0,00	- 0,03	0,36	0,04
Bruto investicije u fiksni kapital <i>Gross fixed capital formation</i>	- 109 832	- 4 917	442 752	3 454	48 329	386	0	0	367 142	22 729
Ukupni manjak/višak <i>Overall deficit/surplus</i>	0	5 338	- 69 097	- 2 739	0	- 10 880	0	- 27 986	- 187 500	- 5 738
- udio u GDP-u - as % of GDP	0,00	0,00	- 0,06	0,00	0,00	- 0,01	0,00	- 0,03	- 0,17	- 0,01
Ukupno financiranje <i>Total financing</i>	0	- 5 338	69 097	2 739	0	10 880	0	27 986	187 500	5 738
Strano financiranje <i>Abroad</i>	0	0	69 097	10 895	0	0	0	0	42 500	8 687
Domaće financiranje <i>Domestic</i>	0	- 5 338	0	- 8 156	0	10 880	0	27 986	145 000	- 2 949

Izvor: Ministarstvo financija
Source: Ministry of Finance

KOTACIJA OBVEZNICA JDA 95-1 I JDB NA ZAGREBAČKOJ BURZI TRADING WITH BONDS JDA 95-1 AND JDB ON THE ZAGREB STOCK EXCHANGE

Obveznice Republike Hrvatske JDA 95-1 i JDB izdane su u slijedećim apoenima:

Bonds of the Republic of Croatia JDA 95-1 and JDB were issued in the following notes:

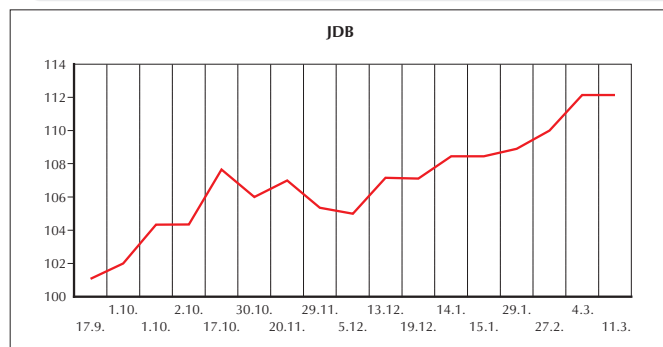
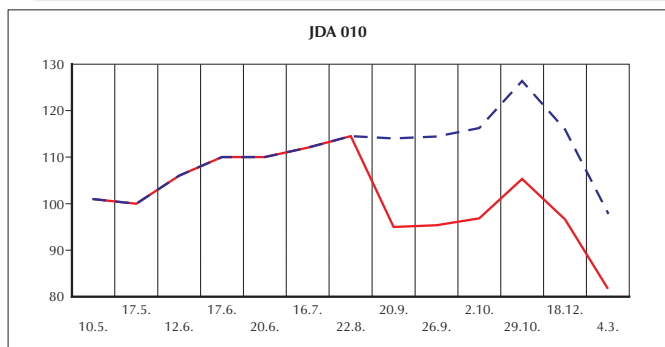
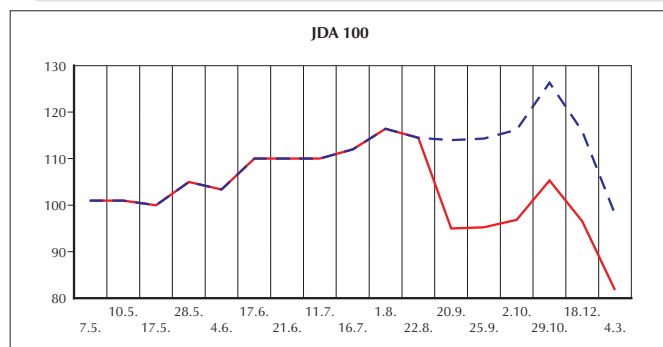
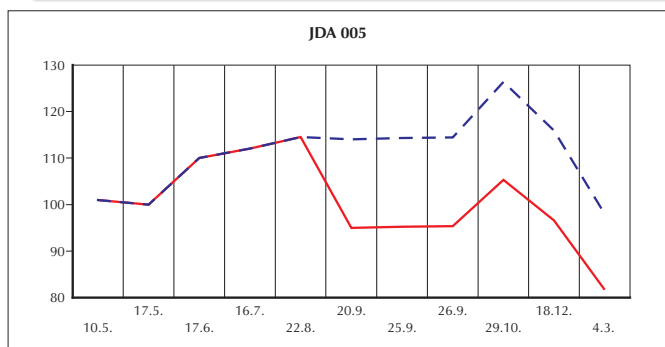
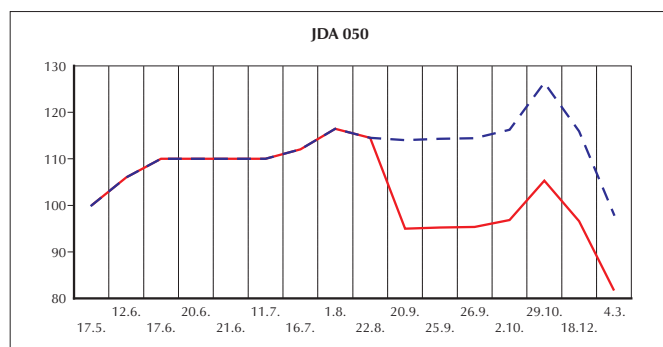
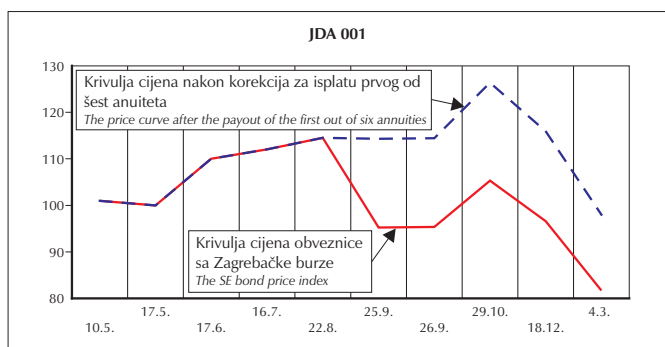
1. JDA 001 - 1 000 DEM, izdano 4 700 obveznica / JDA 001 - 1 000 DM, 4 700 bonds issued
2. JDA 005 - 5 000 DEM, izdano 1 800 obveznica / JDA 005 - 5 000 DM, 1 800 bonds issued
3. JDA 010 - 10 000 DEM, izdano 1 500 obveznica / JDA 010 - 10 000 DM, 1 500 bonds issued
4. JDA 050 - 50 000 DEM, izdano 1 500 obveznica / JDA 050 - 50 000 DM, 1 500 bonds issued
5. JDA 100 - 100 000 DEM, izdano 500 obveznica / JDA 100 - 100 000 DM, 500 bonds issued
6. JDB - 1 000 DEM, izdano 147 100 obveznica / JDB - 1 000 DM, 147 100 bonds issued

* Dospjeća JDA i JDB obveznica su 1999. godine.

* Maturity for JDA and JDB bonds is the year 1999.

MJESEČNO IZVJEŠĆE O PROMETU I CIJENAMA OBVEZNICA REPUBLIKE HRVATSKE NA ZAGREBAČKOJ BURZI ZA O UJAK 1997. GODINE MONTHLY REPORT ON TURNOVER AND BOND PRICES OF THE REPUBLIC OF CROATIA ON THE ZAGREB STOCK EXCHANGE - MARCH 1997

Obveznice <i>Bonds</i>	Minimalna cijena u % nominalne <i>Minimum price as % of nominal value</i>	Maksimalna cijena u % nominalne <i>Maximum price as % of nominal value</i>	Broj prodanih obveznica <i>Number of bonds sold</i>	Ukupni promet u HRK <i>Total turnover in HRK</i>
JDA 001	80,88 %	81,69 %	1 905	5 558 615
JDA 005	80,88 %	81,69 %	923	13 466 101
JDA 010	80,88 %	81,69 %	622	18 148 384
JDA 050	81,69 %	81,69 %	900	131 319 534
JDA 100	81,69 %	81,90 %	211	61 604 278
JDB	112,14 %	112,14 %	52 545	210 492 492



* Na y-osi prikazani su cjenovni indeksi obveznica, dok su na x-osi prikazani datumi transakcija (dan/mjesec).

* Vertical axis shows bond price indices, while horizontal axis gives transaction dates (day/month).

REZULTATI AUKCIJA TREZORSKIH ZAPISA MINISTARSTVA FINANCIJA RESULTS OF THE TREASURY BILL'S AUCTION HELD BY THE MINISTRY OF FINANCE

Stranim investitorima na aukcije trezorskih zapisa nije dozvoljen direktan pristup. Slijedeća aukcija održat će se 29. travnja, kada će biti ponuđen upis 65.000.000,00 kuna trezorskih zapisa s dospjecom od 42 dana.

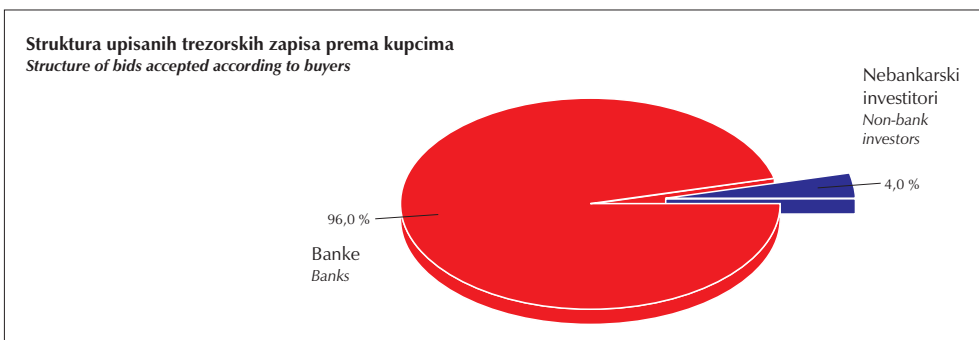
Foreign investors have no direct access to T-bill auctions. Next auction will be on 29 April for 42 days' T-bills at the amount of 100.000.000,00 HRK.

Datum aukcije: Date of auction:	01. travnja 1997. 01 April 1997	08. travnja 1997. 08 April 1997
Iznos i vrsta emisije: Size and type of issue:	95 700 000,00 HRK - na 42 dana 95 700 000,00 HRK - 42 days' T-bills	70 000 000,00 HRK - na 91 dan 70 000 000,00 HRK - 91 days' T-bills
Ukupan iznos pristiglih ponuda: Total of bids received:	96 700 000,00 HRK 96 700 000,00 HRK	75 000 000,00 HRK 75 000 000,00 HRK
	Vagana prosječna ponudena cijena: 98 866,00 uz kamatu od 9,96 % Weighted average price of the bids received: 98 866,00 yielding 9,96 %	Vagana prosječna ponudena cijena: 97 307,00 uz kamatu od 11,10 % Weighted average price of the bids received: 97 307,00 yielding 11,10 %
	Ostvarena jedinstvena prodajna cijena: 98 862,00 na 100 HRK uz kamatu od 10,00 % Uniform price allocation at 98 862,00 HRK per 100 HRK nominal value, yielding 10,00 %	Ostvarena jedinstvena prodajna cijena: 97 213,00 na 100 HRK uz kamatu od 11,50 % Uniform price allocation at 97 213,00 HRK per 100 HRK nominal value, yielding 11,50 %

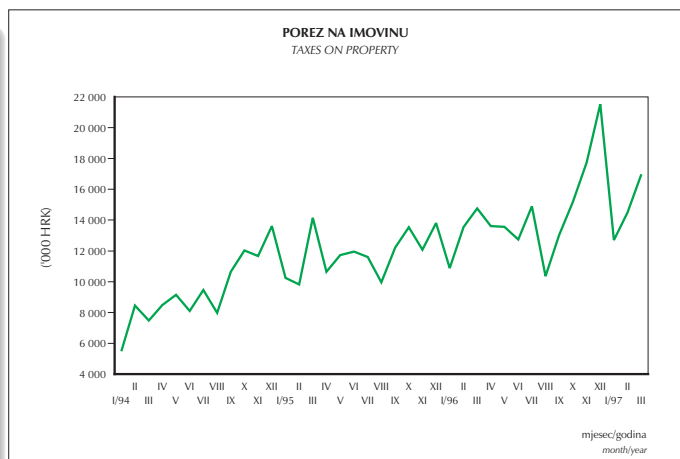
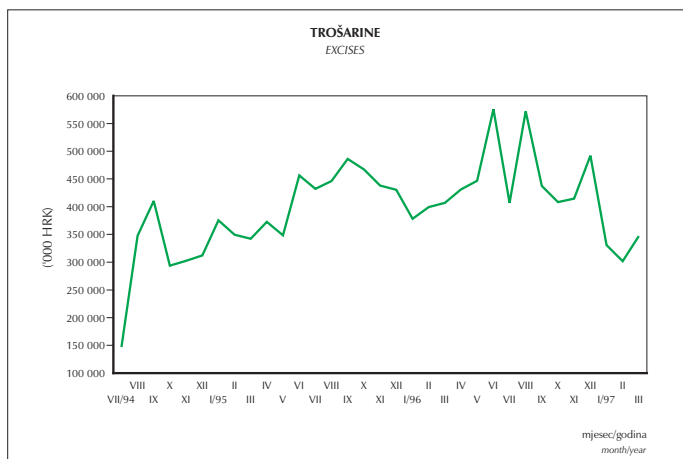
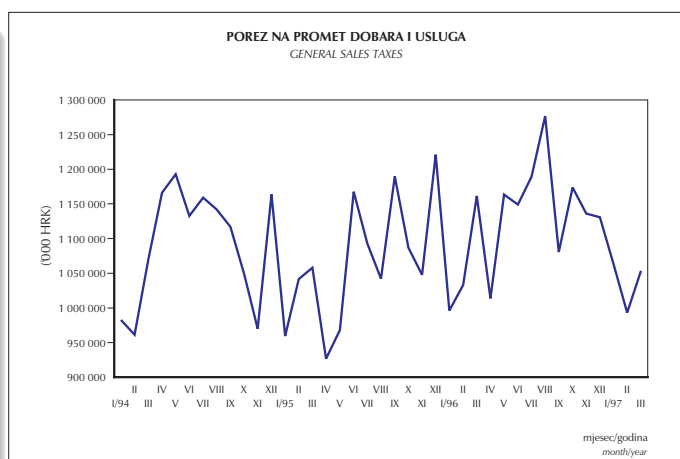
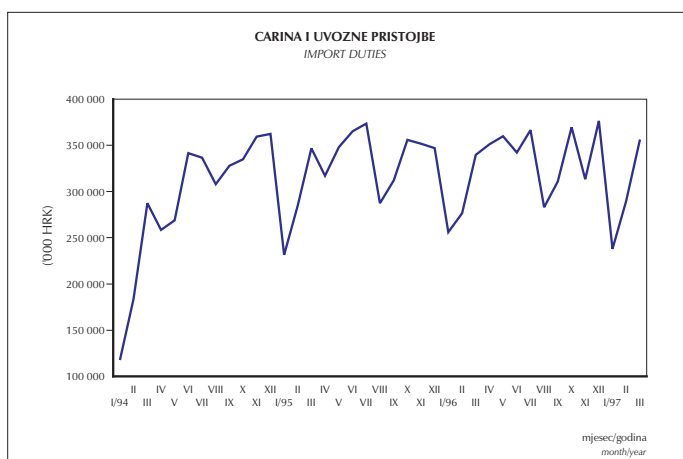
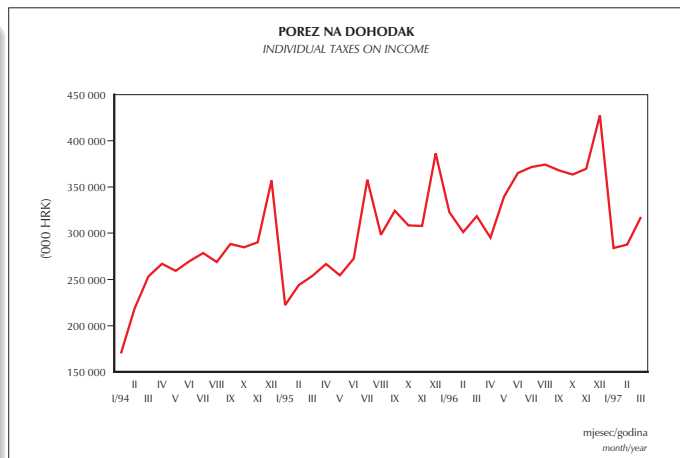
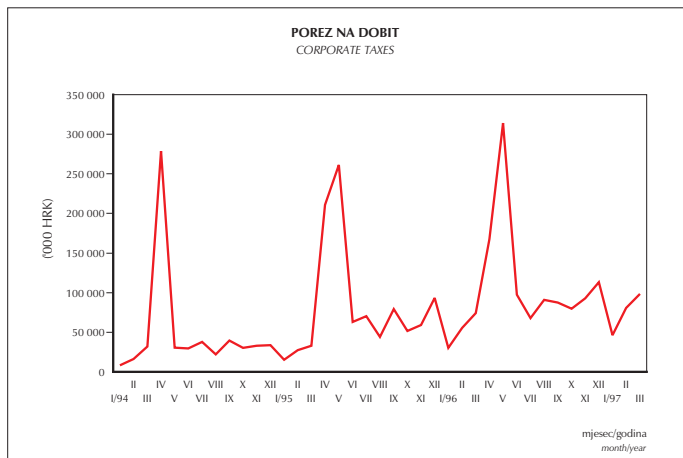
Datum aukcije: Date of auction:	15. travnja 1997. 15 April 1997
Iznos i vrsta emisije: Size and type of issue:	156 000 000,00 HRK - na 42 dana 156 000 000,00 HRK - 42 days' T-bills

Ukupan iznos pristiglih ponuda: Total of bids received:	190 200 000,00 HRK 190 200 000,00 HRK
--	--

Vagana prosječna ponudena cijena: 98 898,00
uz kamatu od 9,68 %
Weighted average price of the bids received: 98 898,00
yielding 9,68 %
Ostvarena jedinstvena prodajna cijena: 98 891,00
na 100 HRK uz kamatu od 9,75 %
Uniform price allocation at 98 891,00 HRK per 100 HRK
nominal value, yielding 9,75 %.



POREZNI PRIHODI U 1994., 1995., 1996. I 1997. GODINI TAX REVENUE IN 1994, 1995, 1996 AND 1997



Napomena: serija poreza na promet u 1995. godini nije direktno usporediva sa onom iz 1994. zbog izdvajanja trošarina iz poreza na promet u srpnju 1994. godine.

- podaci su nedesezonirane nominalne varijable

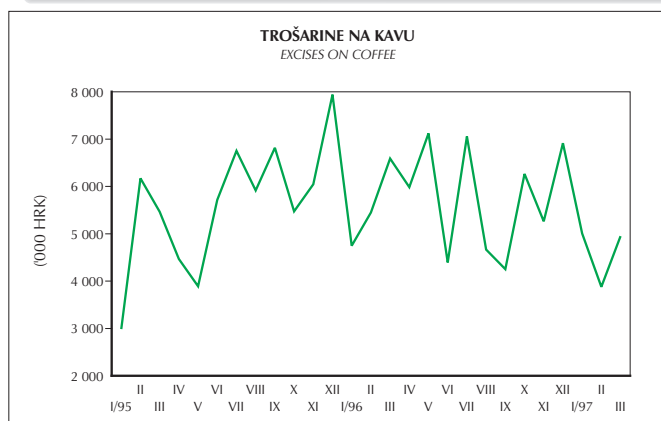
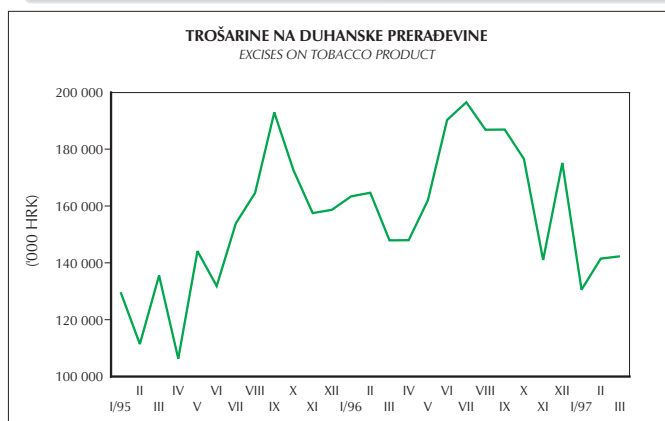
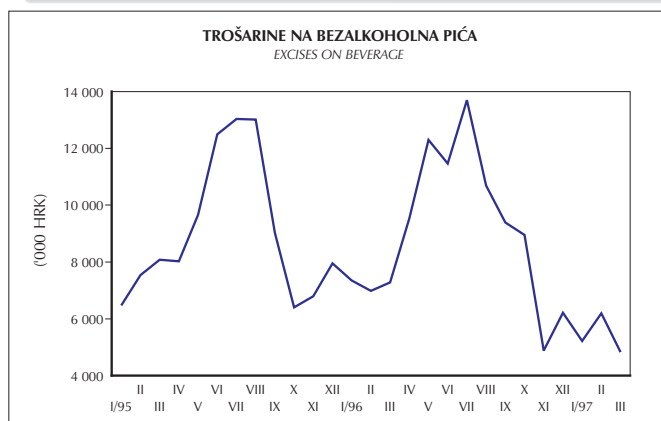
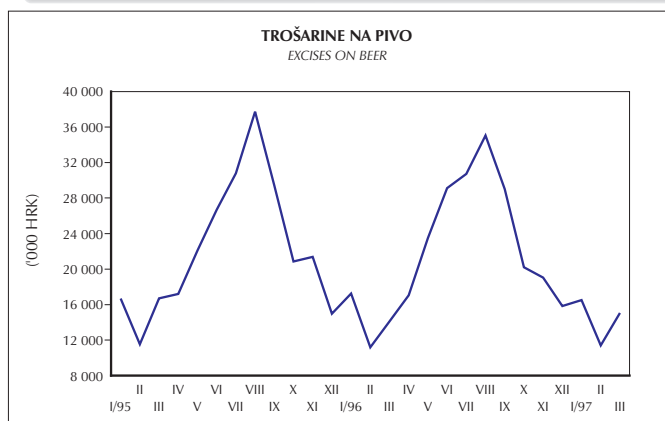
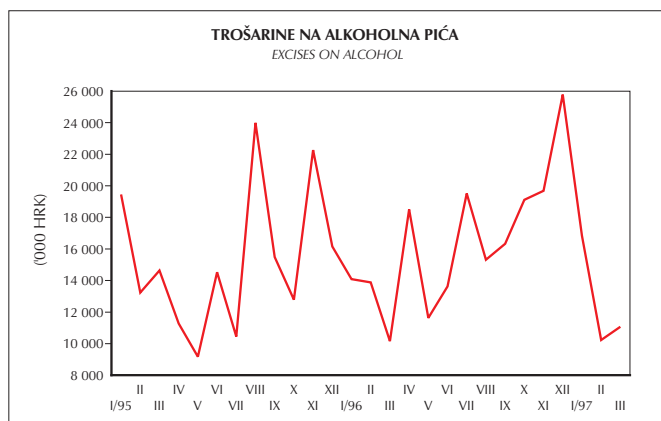
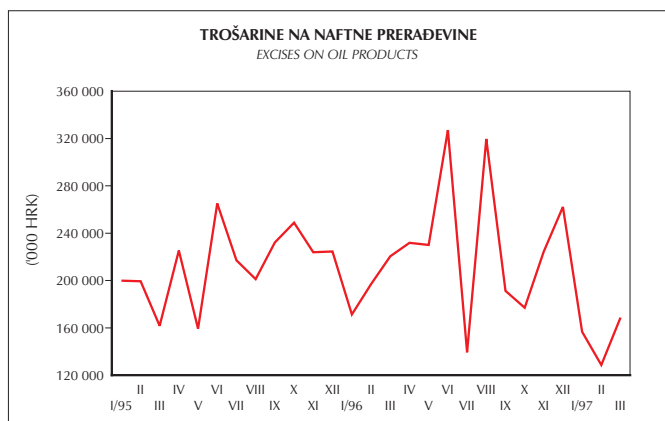
Notes on methodology: general sales tax data in 1995 are not directly comparable with those from 1994, due to the extraction of excise taxes from general sales tax in July 1994.

- data are expressed as nominal values not seasonally adjusted

Izvor: Ministarstvo financija
Source: Ministry of Finance

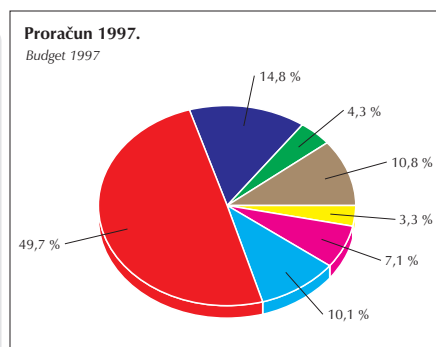
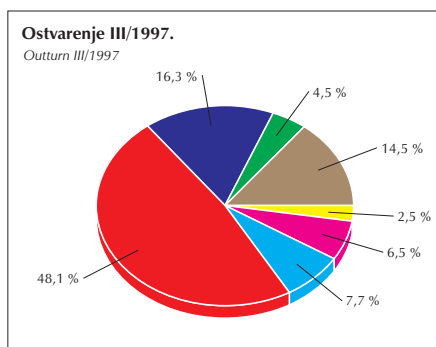
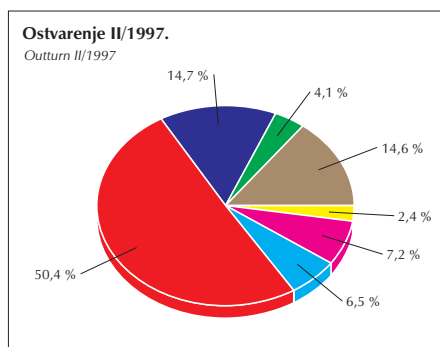
NAPLATA I STRUKTURA TROŠARINA U 1995., 1996. I 1997. GODINI

EXCISES' TAXATION AND ITS STRUCTURE IN 1995, 1996 AND 1997



STRUKTURA POREZNIH PRIHODA

STRUCTURE OF TAX REVENUES



Napomena: podaci nisu desezonirani
Notes on methodology: data are not seasonally adjusted

IZVOR: MINISTARSTVO FINANCIJA
SOURCE: MINISTRY OF FINANCE