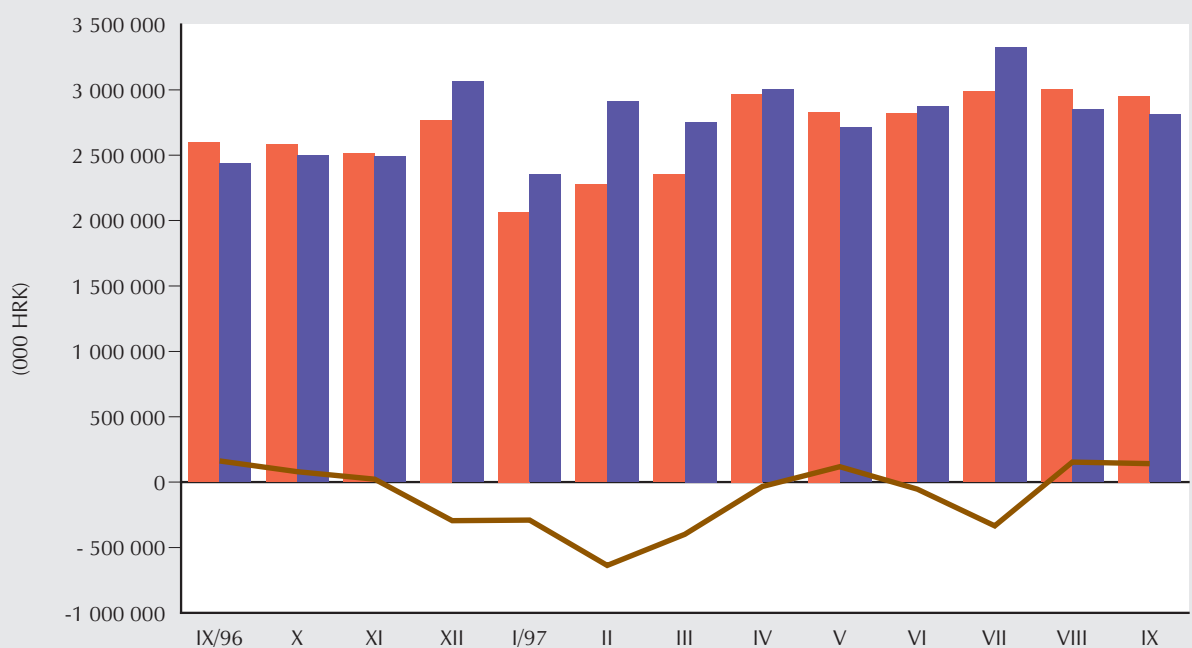




MJESEČNI STATISTIČKI PRIKAZ MINISTARSTVA FINANCIJA broj 24

MONTHLY STATISTICAL REVIEW OF THE MINISTRY OF FINANCE number 24

UKUPNI MANJAK/VIŠAK SREDIŠNJE DR AVE
OVERALL CENTRAL GOVERNMENT DEFICIT/SURPLUS



ukupni prihodi i potpore total revenue and grants
ukupni rashodi i neto posudbe total expenditure and net lending
deficit/suficit deficit/surplus

mjesec/godina
month/year

CROLEI - NAVJEŠĆUJUĆI POKAZATELJ INDUSTRIJSKE PROIZVODNJE

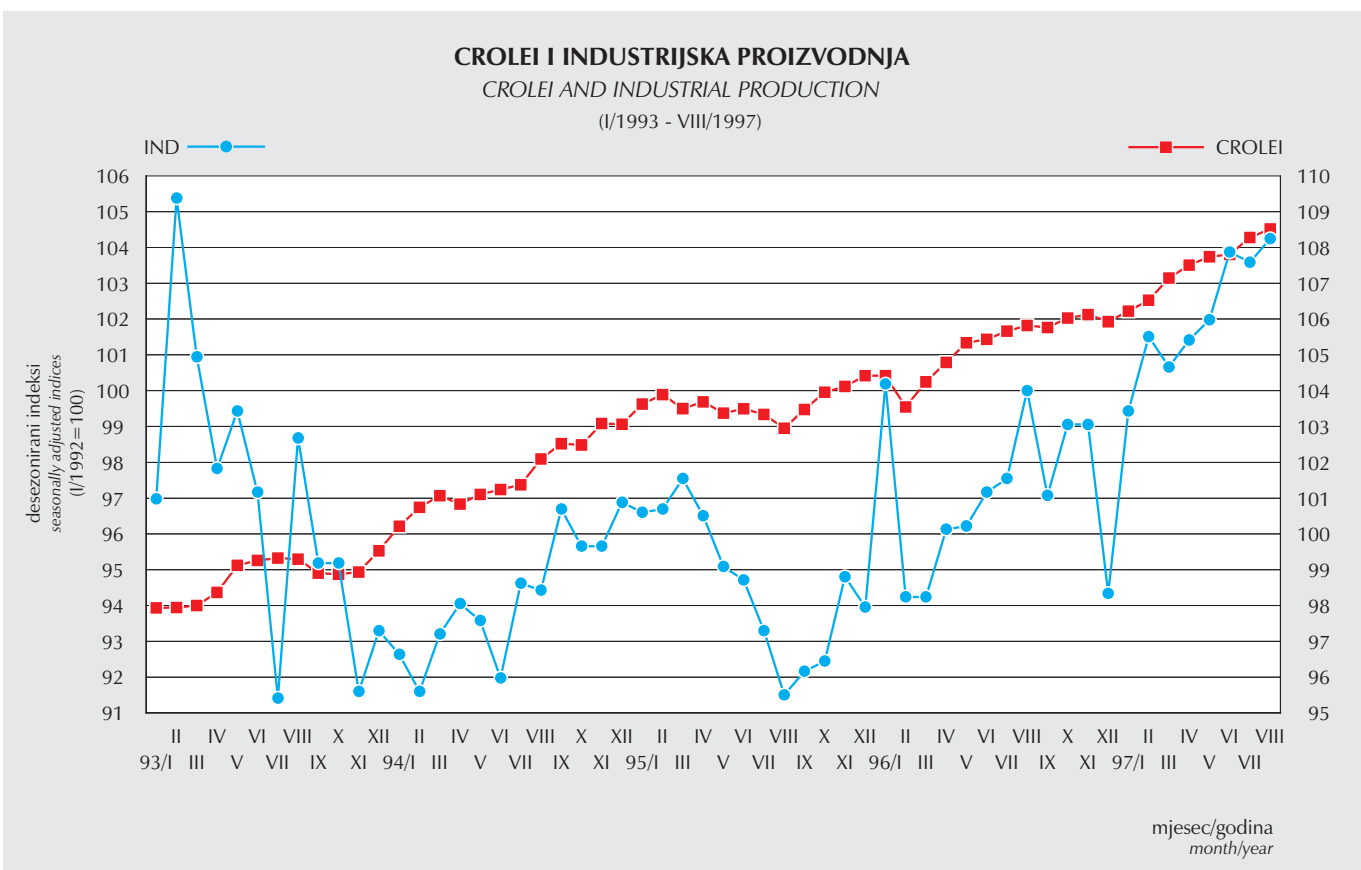
Upotrebom tzv. navješćujućih indikatora Ekonomski Institut - Zagreb i Ministarstvo financija izrađuju slo eni prognostički indeks **CROLEI (CROatian Leading Economic Indicator)**, prema poznatoj metodologiji američkog National Bureau of Economic Research. Ovaj indeks navješćuje trend industrijske proizvodnje i globalne gospodarske aktivnosti u Hrvatskoj, pri čemu se kao referentna serija za sada koristi indeks industrijske proizvodnje. Sredinom ove godine izvršena je cjelovita revizija metode izračunavanja CROLEI indeksa, što je bitno poboljšalo svojstva ovog prognostičkog alata. Revidirani CROLEI indeks od sada odrađava kretanje dvanaest najboljih navješćujućih pokazatelja: realna neto plaća po zaposlenom u neprivredi, realizirane potrebe za radnicima u mjesecu, korisnici novčane naknade zbog nezaposlenosti, broj radnika na gradilištima, broj noćenja turista - ukupno, promet u trgovini na malo, zalihe u trgovini na malo, nekonsolidirani prihodi državnog, upanijskih i općinskih proračuna, masa neto plaća - ukupno, primanja stanovništva od prodaje proizvoda i usluga, ukupna likvidna sredstva M4, plasmani.

Revizijom CROLEI indeksa i metode njegova obračuna poboljšana su prognostička svojstva ovog indeksa zbog upotrebe kvalitetnijih ekonomskih pokazatelja sa nešto dužim vremenom prethođenja u odnosu na referentnu seriju. Kao i do sada, i najnoviji mjesečni CROLEI indeks svojim kretanjem potvrđuje očekivanja o nastavljanju uzlaznog trenda industrijske proizvodnje i globalne ekonomske aktivnosti. To sugerira da će referentna serija, uz moguće manje oscilacije, bilježiti pozitivne stope rasta u prvom tromjesečju 1998. godine.

CROLEI - LEADING INDICATOR OF INDUSTRIAL PRODUCTION

CROLEI (Croatian Leading Economic Indicator), the composite index aimed at forecasting global economic activity is a joint product of Institute of Economics-Zagreb and the Croatian Ministry of Finance. CROLEI is computed according to National Bureau of Economic Research methodology, using the index of industrial production as referent data. The overhaul revision of the CROLEI calculation method was done in summer this year with the aim of improving the characteristics of this prognostic tool. Revised CROLEI reflects the tendencies of the best twelve leading indicators, which are the following: Real net wage per employee in non-business sector, Realized job vacancies in the month, Number of unemployment compensation beneficiaries, Workers on building-sites, Nights spent by tourists - total, Retail turnover, Retail stocks, Unconsolidated revenues of central and local budgets, Net wage bill' - total, Household revenues from sales of goods and services, Broadest money, M4, Domestic credit.

The revision of CROLEI index and its calculation method resulted in improved forecasting power of index due to the use of more qualitative economic indicators with a longer leading time. A trend of new monthly CROLEI index confirms the expectations of continuous upward trend in industrial production and global economic activity. This suggests that the referent series, with possible small oscillations, will record the positive growth rates in the first quarter of 1998.



GODIŠNJI INDEKSI OSNOVNIH MAKROEKONOMSKIH POKAZATELJA
ANNUAL INDICES OF BASIC MACROECONOMIC INDICATORS

	1995. 1994.	1996. 1995.	I.-VII. 1997. I.-VII. 1996.	I.-VIII. 1997. I.-VIII. 1996.
Fizički obujam industrijske proizvodnje <i>Total volume of production in mining and industry</i>	100,3	103,1	105,2	104,8
Promet u trgovini na malo <i>Turnover in retail trade</i>	112,5	111,6	109,2	108,7
Realni promet u trgovini na malo <i>Real turnover in retail trade</i>	112,5	108,9	106,2	105,7
Cijene industrijskih proizvoda pri proizvođačima <i>Manufacturer's prices for industrial products</i>	100,7	101,4	102,0	102,2
Cijene na malo, godišnji prosjek <i>Retail prices, year average</i>	102,0	103,5	103,7	103,6
Troškovi života, godišnji prosjek <i>Cost of living, year average</i>	104,0	104,3	103,9	104,0
Ukupni broj zaposlenih ¹⁾ <i>Total number of employees¹⁾</i>	95,5	95,4	95,7	95,8
Ukupni broj nezaposlenih, godišnji prosjek <i>Total number of unemployed, annual average</i>	98,9	108,5	106,8	106,6
Prosječne mjesečne neto plaće, ukupno <i>Average monthly net wages and salaries, total</i>	145,8	111,8	117,0	116,8
Privreda <i>Goods and services sector</i>	145,1	113,6	117,2	116,7
Neprivreda <i>Education, health and government</i>	146,8	107,3	116,3	116,8
Noćenja turista, ukupno <i>Nights spent by tourists, total</i>	64,5	166,5	142,7	141,8

1) U ukupni broj zaposlenih nisu uključeni individualni poljoprivrednici i zaposleni u Ministarstvu obrane i Ministarstvu unutarnjih poslova.
 1) Employees at Ministries of Internal Affairs and Defence, as well as independent farmers are not included.

Izvor: Državni zavod za statistiku
 Source: Central Bureau of Statistics

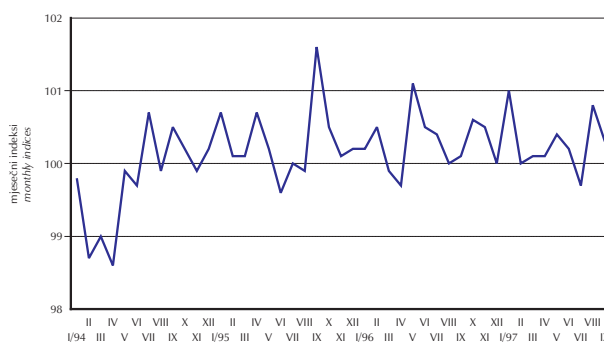
PROSJEČNI MJESEČNI TEČAJ DEM NARODNE BANKE HRVATSKE
AVERAGE MONTHLY NBC EXCHANGE RATE
 (HRK/100 DEM)



Izvor: Narodna banka Hrvatske
 Source: National Bank of Croatia

mjesec/godina
 month/year

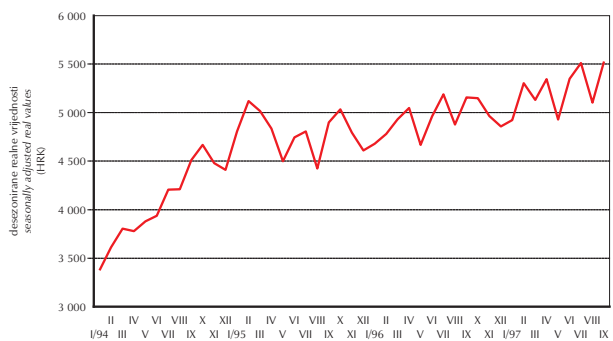
CIJENE NA MALO
RETAIL PRICES



Izvor: Državni zavod za statistiku
 Source: Central Bureau of Statistics

mjesec/godina
 month/year

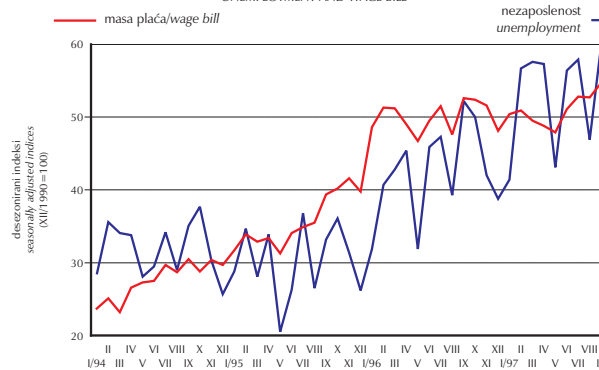
PROMET U TRGOVINI NA MALO
RETAIL TRADE



Izvor: Državni zavod za statistiku
 Source: Central Bureau of Statistics

mjesec/godina

NEZAPOŠLENOST I MASA PLAĆA
UNEMPLOYMENT AND WAGE BILL



Izvor: Zavod za zapošljavanje, ZAP
 Source: Employment Bureau, Institute of Payments

mjesec/godina
 month/year

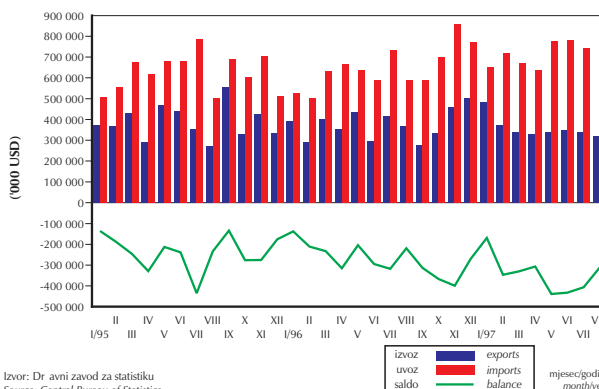
NOVČANA MASA M1
MONEY STOCK M1



Izvor: Narodna banka Hrvatske
 Source: National Bank of Croatia

mjesec/godina
 month/year

ROBNA RAZMJENA S INOZEMSTVOM
MERCHANDISE EXPORTS AND IMPORTS



Izvor: Državni zavod za statistiku
 Source: Central Bureau of Statistics

mjesec/godina
 month/year

OSTVARENJE DR AVNOG PRORAČUNA
OUTTURN OF CENTRAL GOVERNMENT BUDGET

	Nominalne vrijednosti u 000 HRK Nominal values in 000 HRK			Udio u proračunu [%] Share in budget [%]		Ostvarenje Outturn I-IX/1997
	Proračun Budget 1997	Ostvarenje Outturn IX/1997	Ostvarenje Outturn I-IX/1997	Ostvarenje Outturn IX/1997	Ostvarenje Outturn I-IX/1997	Ostvarenje Outturn I-IX/1996
Ukupni prihodi i potpore <i>Total revenue and grants</i>	32 955 470	2 954 076	24 258 358	8,96	73,61	103,21
Ukupni prihodi <i>Total revenue</i>	32 955 470	2 954 076	24 258 358	8,96	73,61	103,21
Tekući prihodi <i>Current revenue</i>	31 534 507	2 907 265	23 981 492	9,22	76,05	106,48
Porezni prihodi <i>Tax revenue</i>	29 609 310	2 723 983	22 563 632	9,20	76,20	106,43
Porezi na dohodak <i>Taxes on individual income</i>	3 183 744	349 819	2 894 236	10,99	90,91	94,71
Porez na dobit <i>Taxes on profits</i>	1 269 453	100 212	1 349 587	7,89	106,31	136,97
Porezi na imovinu <i>Taxes on property</i>	166 712	20 150	151 665	12,09	90,97	129,24
Porezi na promet dobara i usluga <i>General sales taxes</i>	14 720 906	1 330 872	10 968 843	9,04	74,51	108,99
Trošarine <i>Excises'</i>	5 863 625	526 720	3 881 643	8,98	66,20	95,75
Porezi na međunarodnu trgovinu <i>Taxes on international trade</i>	4 370 402	393 965	3 297 652	9,01	75,45	114,29
Ostali porezi <i>Other taxes</i>	34 468	2 245	20 006	6,51	58,04	51,89
Neporezni prihodi <i>Nontax revenue</i>	1 925 197	183 282	1 417 860	9,52	73,65	107,24
Prihodi od kapitala <i>Capital revenue</i>	1 420 963	46 811	276 866	3,29	19,48	28,20
Dotacije <i>Grants</i>	0	0	0	0,00	0,00	0,00
Ukupni rashodi i posudbe umanjene za otplate <i>Total expenditure and lending minus repayments</i>	35 792 168	2 812 515	25 593 548	7,86	71,51	109,16
Ukupni rashodi <i>Total expenditure</i>	33 854 738	2 759 410	25 123 552	8,15	74,21	109,04
Tekući rashodi <i>Current expenditure</i>	29 333 031	2 311 699	21 970 756	7,88	74,90	109,75
Rashodi za dobra i usluge <i>Expenditure on goods and services</i>	20 216 801	1 644 336	14 908 572	8,13	73,74	98,01
Plaćanje kamata <i>Interest payments</i>	2 262 679	135 623	1 561 706	5,99	69,02	142,05
Subvencije i ostali tekući transferi <i>Subsidies and other current transfers</i>	6 853 551	531 740	5 500 478	7,76	80,26	148,36
Kapitalni rashodi <i>Capital expenditure</i>	4 521 707	447 711	3 152 796	9,90	69,73	104,30
Posudbe umanjene za otplate <i>Lending minus repayments</i>	1 937 430	53 105	469 996	2,74	24,26	115,99
Višak na tekućim računima bez dotacija <i>Current account surplus without grants</i>	2 201 476	595 566	2 010 736	27,05	91,34	80,28
- % od BDP-a <i>% of GDP</i>	1,94	0,53	1,77			
Ukupni manjak/višak <i>Overall deficit/surplus</i>	- 2 836 698	141 561	- 1 335 190	- 4,99	47,07	- 2 289,03
- % od BDP-a <i>% of GDP</i>	- 2,50	0,12	- 1,18			
Ukupno financiranje <i>Total financing</i>	2 836 698	- 141 561	1 335 190	- 4,99	47,07	- 2 289,03
Strano financiranje <i>Abroad financing</i>	5 112 675	41 702	2 652 628	0,82	51,88	2 635,44
Domaće financiranje <i>Domestic financing</i>	- 2 275 977	- 183 263	- 1 317 438	8,05	57,88	828,67

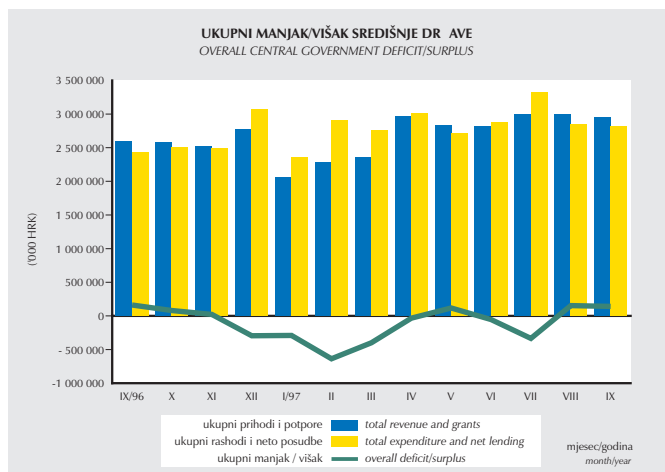
Izvor: Ministarstvo financija
Source: Ministry of Finance

RAZLIČITE MJERE MANJKA/VIŠKA SREDIŠNJEG DR AVNOG PRORAČUNA MEASURES OF CENTRAL GOVERNMENT BUDGET DEFICIT/SURPLUS

KONVENCIONALNI UKUPNI MANJAK/VIŠAK SREDIŠNJE DR AVE ('000 HRK)
(ukupni prihodi i potpore minus ukupni rashodi i posudbe umanjene za otplate)

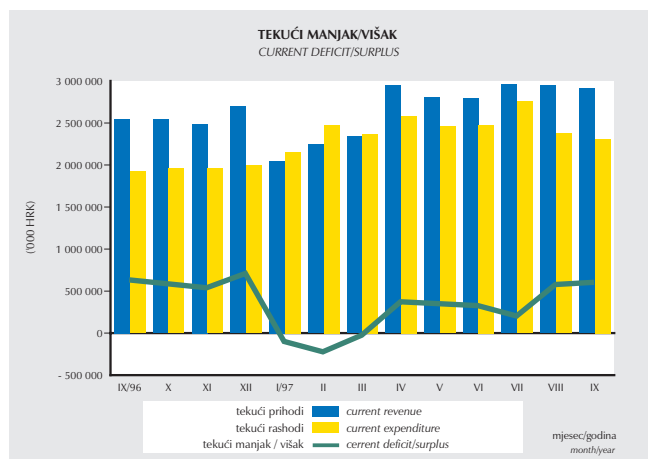
CONVENTIONAL OVERALL CENTRAL GOVT DEFICIT/SURPLUS ('000 HRK)
(total revenue and grants minus total expenditures and lending minus repayments)

	Ukupni prihodi i potpore <i>Total revenue and grants</i>	Ukupni rashodi i posudbe umanjene za otplate <i>Total expenditures and lending minus repayments</i>	Ukupni manjak/višak <i>Overall deficit/surplus</i>
IX/96	2 598 677,00	2 436 759,00	161 918,00
X	2 579 453,55	2 499 309,00	80 144,55
XI	2 514 119,00	2 491 615,00	22 504,00
XII	2 769 393,00	3 064 392,30	-294 999,30
I/97	2 064 654,00	2 354 642,00	-289 988,00
II	2 276 240,00	2 913 042,00	-636 802,00
III	2 354 229,00	2 753 824,00	-399 595,00
IV	2 968 747,00	3 002 440,00	-33 693,00
V	2 831 547,00	2 713 155,00	118 392,00
VI	2 817 348,00	2 871 448,00	-54 100,00
VII	2 989 804,00	3 323 905,00	-334 101,00
VIII	3 001 713,00	2 848 576,90	153 136,10
IX	2 954 076,00	2 812 515,00	141 561,00



TEKUĆI MANJAK/VIŠAK SREDIŠNJE DR AVE ('000 HRK)
(tekući prihodi minus tekući rashodi)

CURRENT CENTRAL GOVERNMENT DEFICIT/SURPLUS ('000 HRK)
(current revenue minus current expenditures)

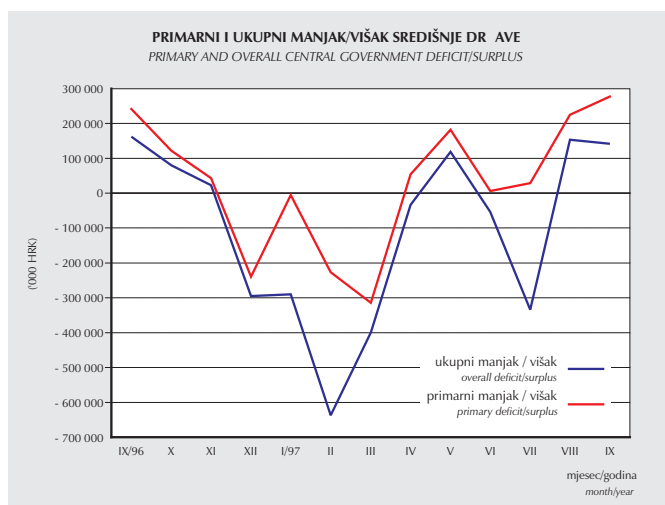


	Tekući prihodi <i>Current revenue</i>	Tekući rashodi <i>Current expenditure</i>	Tekući manjak/višak <i>Current deficit/surplus</i>
IX/96	2 548 470,00	1 923 348,00	625 122,00
X	2 539 506,55	1 961 622,00	577 884,55
XI	2 489 662,00	1 958 644,00	531 018,00
XII	2 692 400,00	1 991 529,30	700 870,70
I/97	2 047 549,00	2 155 379,00	-107 830,00
II	2 246 957,00	2 478 654,00	-231 697,00
III	2 335 709,00	2 368 969,00	-33 260,00
IV	2 947 549,00	2 583 703,00	363 846,00
V	2 802 119,00	2 460 875,00	341 244,00
VI	2 794 346,00	2 475 917,00	318 429,00
VII	2 954 944,00	2 759 935,00	195 009,00
VIII	2 945 054,00	2 375 625,00	569 429,00
IX	2 907 265,00	2 311 699,00	595 566,00

PRIMARNI MANJAK/VIŠAK SREDIŠNJE DR AVE ('000 HRK)
(ukupni manjak/višak plus plaćanja kamata)

PRIMARY CENTRAL GOVT DEFICIT/SURPLUS ('000 HRK)
(overall deficit/surplus plus interest payments)

	Ukupni manjak/višak <i>Overall deficit/surplus</i>	Plaćanje kamata <i>Interest payments</i>	Primarni manjak/višak <i>Primary deficit/surplus</i>
IX/96	161 918,00	79 678,00	241 596,00
X	80 144,55	41 849,00	121 993,55
XI	22 504,00	20 398,00	42 902,00
XII	-294 999,30	55 941,00	-239 058,30
I/97	-289 988,00	284 755,00	-5 233,00
II	-636 802,00	410 220,00	-226 582,00
III	-399 595,00	85 279,00	-314 316,00
IV	-33 693,00	87 898,00	54 205,00
V	118 392,00	63 347,00	181 739,00
VI	-54 100,00	60 162,00	6 062,00
VII	-334 101,00	362 810,50	28 709,50
VIII	153 136,10	71 612,00	224 748,10
IX	141 561,00	135 623,00	277 184,00



OSTVARENJE IZVANPRORAČUNSKIH FONDOVA
OUTTURN OF EXTRABUDGETARY FUNDS

ZBIRNA TABELA: SUMMARY TABLE OF:	FOND MIROVINSKOG I INVALIDSKOG OSIGURANJA THE PENSION FUND OPERATIONS		FOND ZDRAVSTVENOG OSIGURANJA THE HEALTH INSURANCE FUND OPERATIONS		FOND ZA ZAPOSŁJAVANJE THE EMPLOYMENT FUND OPERATIONS		FOND DOPLATKA ZA DJECU THE CHILD BENEFIT FUND OPERATIONS		JAVNO PODUZEĆE "HRVATSKA VODOPRIVREDA" THE PUBLIC WATER MANAGEMENT FUND	
	(000 HRK)	Plan Budget 1997	Ostvarenje Outturn I-VII/1997	Plan Budget 1997	Ostvarenje Outturn I-VII/1997	Plan Budget 1997	Ostvarenje Outturn I-VII/1997	Plan Budget 1997	Ostvarenje Outturn I-VII/1997	Plan Budget 1997
Ukupni prihodi i dotacije <i>Total revenue and grants</i>	14 130 689	8 664 031	9 883 921	5 134 117	1 004 065	509 719	903 307	576 589	953 000	547 996
Ukupni prihodi <i>Total revenue</i>	11 873 238	7 149 962	9 218 441	4 692 122	687 625	416 941	903 307	556 589	850 000	484 618
Tekući prihodi <i>Current revenue</i>	11 743 238	7 035 870	9 218 441	4 691 804	687 625	416 941	903 307	556 589	849 800	484 185
Porezni prihodi <i>Tax</i>	11 623 900	6 865 928	8 974 191	4 619 681	677 625	412 688	902 268	555 525	215 000	126 572
Neporezni prihodi <i>Nontax</i>	119 338	169 942	244 250	72 123	10 000	4 253	1 039	1 064	634 800	357 613
Prihodi od kapitala <i>Capital revenue</i>	130 000	114 092	0	318	0	0	0	0	200	433
Dotacije <i>Grants</i>	2 257 451	1 514 069	665 480	441 995	316 440	92 778	0	20 000	103 000	63 378
Ukupni rashodi i posudbe umanjeni za otplate <i>Total expenditure and lending minus repayments</i>	14 130 689	8 713 160	9 953 018	5 209 976	1 004 065	529 449	903 307	581 145	1 140 500	583 702
Ukupni rashodi <i>Total expenditure</i>	14 130 689	8 713 160	9 953 018	5 209 976	1 004 065	529 449	903 307	581 145	1 140 500	583 702
Tekući rashodi <i>Current expenditure</i>	14 110 521	8 707 302	9 510 266	5 128 240	955 736	524 191	903 307	581 145	458 158	287 977
Kapitalni rashodi <i>Capital expenditure</i>	20 168	5 858	442 752	81 736	48 329	5 258	0	0	682 342	295 725
Posudbe umanjene za otplate <i>Lending minus repayments</i>	0	0	0	0	0	0	0	0	0	0
Višak na tekućim računima bez dotacija <i>Current account surplus without grants</i>	- 2 367 283	- 1 671 432	- 291 825	- 436 436	- 268 111	- 107 250	0	- 24 556	391 642	196 208
- udio u GDP-u <i>- as % of GDP</i>	- 2,09	- 1,48	- 0,26	- 0,39	- 0,24	- 0,09	0,00	- 0,02	0,35	0,17
Bruto investicije u fiksni kapital <i>Gross fixed capital formation</i>	- 109 832	- 108 234	442 752	81 418	48 329	5 258	0	0	367 142	177 528
Ukupni manjak/višak <i>Overall deficit/surplus</i>	0	- 49 129	- 69 097	- 75 859	0	- 19 730	0	- 4 556	- 187 500	- 35 706
- udio u GDP-u <i>- as % of GDP</i>	0,00	- 0,04	- 0,06	- 0,07	0,00	- 0,02	0,00	0,00	- 0,17	- 0,03
Ukupno financiranje <i>Total financing</i>	0	49 129	69 097	75 859	0	19 730	0	4 556	187 500	35 706
Strano financiranje <i>Abroad</i>	0	0	69 097	48 742	0	0	0	0	42 500	20 247
Domaće financiranje <i>Domestic</i>	0	49 129	0	27 117	0	19 730	0	4 556	145 000	15 459

Izvor: Ministarstvo financija
Source: Ministry of Finance

KONSOLIDIRANA SREDIŠNJA DR AVA
CONSOLIDATED CENTRAL GOVERNMENT

	Nominalne vrijednosti u 000 HRK <i>Nominal values in 000 HRK</i>		Udio u BDP-u [%] <i>Share in GDP [%]</i>	
	Proračun <i>Budget</i> 1997	Ostvarenje <i>Outturn</i> I-VII/1997	Proračun <i>Budget</i> 1997	Ostvarenje <i>Outturn</i> I-VII/1997
Ukupni prihodi i dotacije <i>Total revenue and grants</i>	51 021 012	29 084 021	45,04	25,67
Dr avni proračun <i>Budgetary central government</i>	32 955 470	18 302 569	29,09	16,16
Izvanproračunski fondovi <i>Extrabudgetary funds</i>	18 065 542	10 781 452	15,95	9,52
1. Fond mirovinskog i invalidskog osiguranja <i>Pension fund</i>	10 133 057	6 175 277	8,94	5,45
2. Fond zdravstvenog osiguranja <i>Health insurance fund</i>	5 624 211	3 222 009	4,96	2,84
3. Fond za zapošljavanje <i>Employment fund</i>	573 900	353 072	0,51	0,31
4. Sredstva doplatka za djecu <i>Child benefit fund</i>	884 374	546 476	0,78	0,48
5. Hrvatska vodoprivreda <i>Public water management fund</i>	850 000	484 618	0,75	0,43
Ukupni rashodi i posudbe umanjeni za otplate <i>Total expenditure and lending minus repayments</i>	54 049 107	30 875 869	47,71	27,25
Dr avni proračun <i>Budgetary central government</i>	30 345 240	16 638 472	26,79	14,69
Izvanproračunski fondovi <i>Extrabudgetary funds</i>	23 703 867	14 237 397	20,92	12,57
1. Fond mirovinskog i invalidskog osiguranja <i>Pension fund</i>	11 618 560	7 821 281	10,26	6,90
2. Fond zdravstvenog osiguranja <i>Health insurance fund</i>	9 285 808	4 826 206	8,20	4,26
3. Fond za zapošljavanje <i>Employment fund</i>	762 612	429 915	0,67	0,38
4. Sredstva doplatka za djecu <i>Child benefit fund</i>	903 307	581 145	0,80	0,51
5. Hrvatska vodoprivreda <i>Public water management fund</i>	1 133 580	578 850	1,00	0,51
Ukupni manjak/višak <i>Overall deficit/surplus</i>	- 3 028 095	- 1 791 848	- 2,67	- 1,58
Ukupno financiranje <i>Total financing</i>	3 028 095	1 791 848	2,67	1,58
Strano financiranje <i>Aboard</i>	5 228 572	2 692 326	4,62	2,38
Domaće financiranje <i>Domestic</i>	- 2 200 477	- 900 478	- 1,94	- 0,79

Izvor: Ministarstvo financija
Source: Ministry of Finance

REZULTATI AUKCIJA TREZORSKIH ZAPISA MINISTARSTVA FINANCIJA RESULTS OF THE TREASURY BILL'S AUCTIONS HELD BY THE MINISTRY OF FINANCE

Stranim investitorima na aukcije trezorskih zapisa nije dozvoljen direktan pristup. Slijedeća aukcija održat će se 28. listopada 1997., kada će biti ponuđen upis 60 000 000,00 kuna trezorskih zapisa s dospijecom 91 dan.

Foreign investors have no direct access to T-bill auctions. Next auction will be on 28 October 1997 for 91 days' T-bills at the amount of 60 000 000,00 HRK.

Datum aukcije: 23. rujna 1997.
Date of auction: 23 September 1997
Iznos i vrsta emisije: 66 500 000,00 HRK - na 182 dana
Size and type of issue: 66 500 000,00 HRK - 182 days' T-bills

Ukupan iznos pristiglih ponuda: 88 500 000,00 HRK
Total of bids received: 88 500 000,00 HRK

Vagana prosječna ponuđena cijena: 95 141,00 uz kamatu od 10,24 %
Weighted average price of the bids received: 95 141,00 yielding 10,24 %

Ostvarena jedinstvena prodajna cijena: 95 137,00 na 100 HRK uz kamatu od 10,25 %
Uniform price allocation at 95 137,00 HRK per 100 HRK nominal value, yielding 10,25 %

Datum aukcije: 30. rujna 1997.
Date of auction: 30 September 1997
Iznos i vrsta emisije: 100 000 000,00 HRK - na 42 dana
Size and type of issue: 100 000 000,00 HRK - 42 days' T-bills

Ukupan iznos pristiglih ponuda: 182 800 000,00 HRK
Total of bids received: 182 800 000,00 HRK

Vagana prosječna ponuđena cijena: 99 003,00 uz kamatu od 8,75 %
Weighted average price of the bids received: 99 003,00 yielding 8,75 %

Ostvarena jedinstvena prodajna cijena: 99 003,00 na 100 HRK uz kamatu od 8,75 %
Uniform price allocation at 99 003,00 HRK per 100 HRK nominal value, yielding 8,75 %

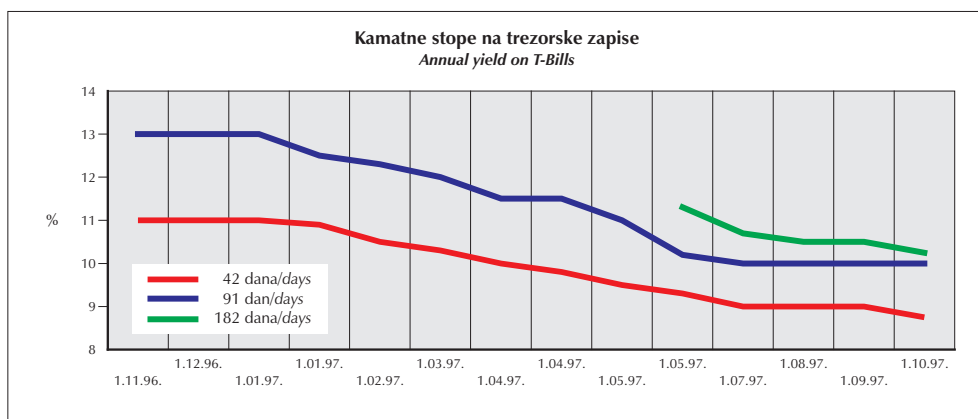
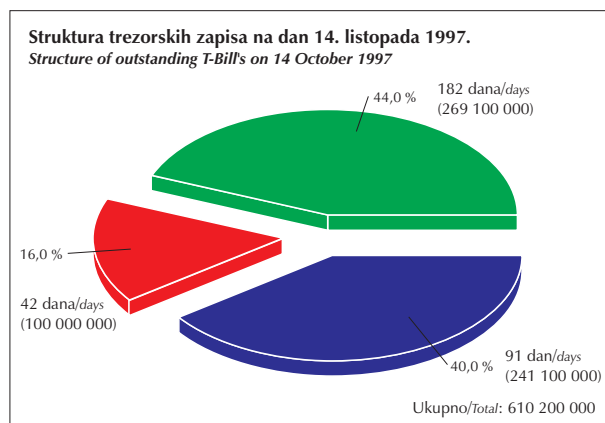
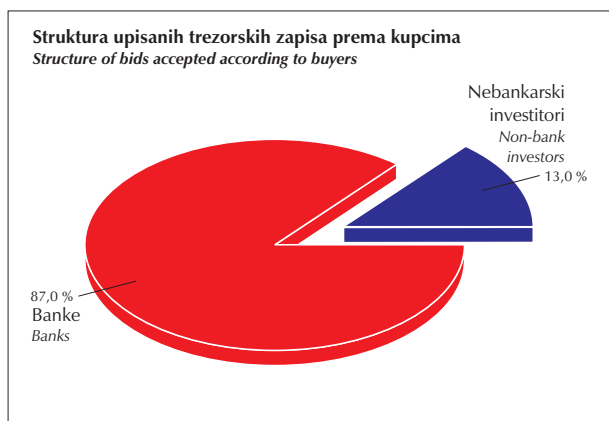
Datum aukcije: 14. listopada 1997.
Date of auction: 14 October 1997
Iznos i vrsta emisije: 25 300 000,00 HRK - na 182 dana
Size and type of issue: 25 300 000,00 HRK - 182 days' T-bills

Ukupan iznos pristiglih ponuda: 25 300 000,00 HRK
Total of bids received: 25 300 000,00 HRK

Vagana prosječna ponuđena cijena: 95 281,00 uz kamatu od 9,93 %
Weighted average price of the bids received: 95 281,00 yielding 9,93 %

Ostvarena jedinstvena prodajna cijena: 95 138,00 na 100 HRK uz kamatu od 10,25 %
Uniform price allocation at 95 138,00 HRK per 100 HRK nominal value, yielding 10,25 %

REZULTATI AUKCIJA TREZORSKIH ZAPISA MINISTARSTVA FINANCIJA RESULTS OF THE TREASURY BILL'S AUCTIONS HELD BY THE MINISTRY OF FINANCE



UNUTARNJI DUG REPUBLIKE HRVATSKE DOMESTIC DEBT OF THE REPUBLIC OF CROATIA

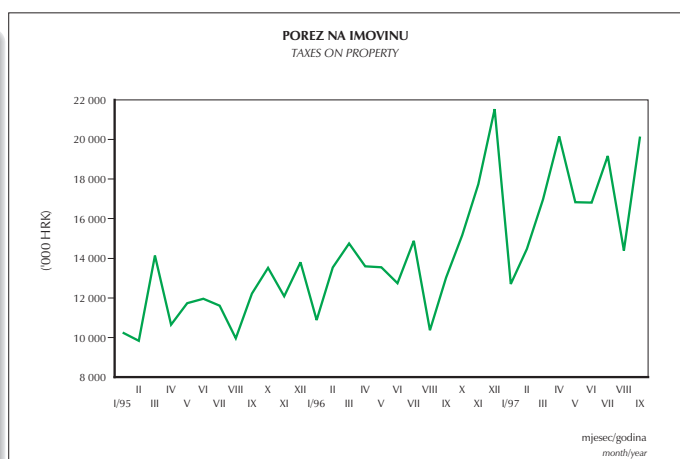
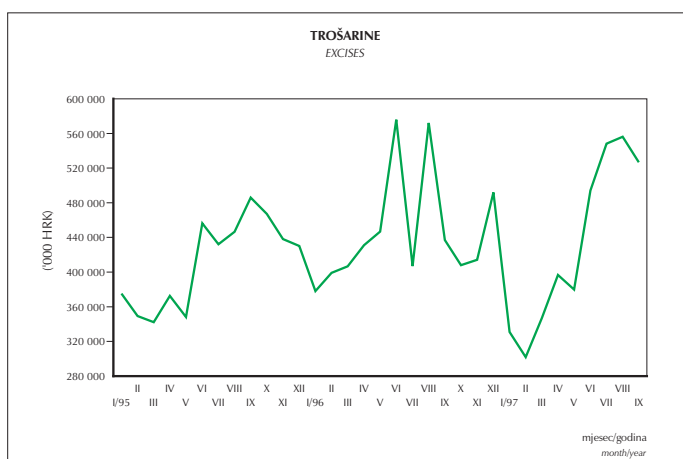
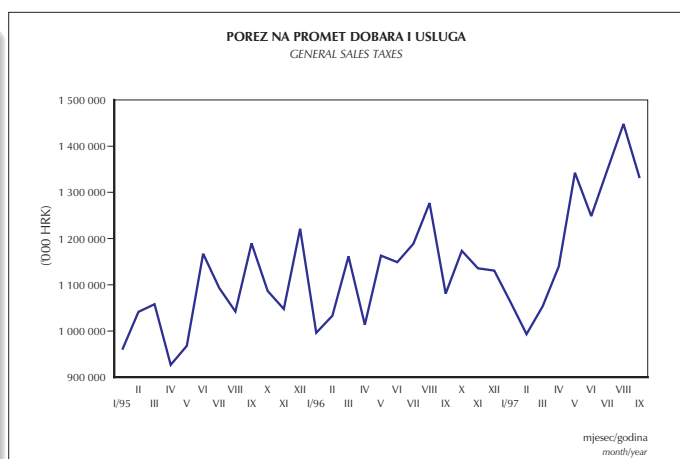
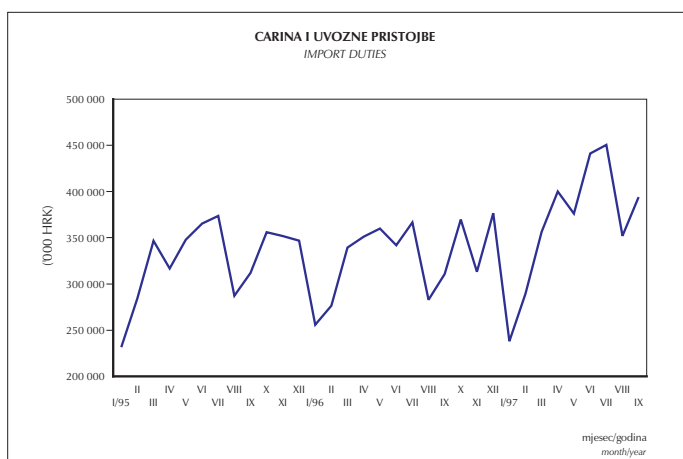
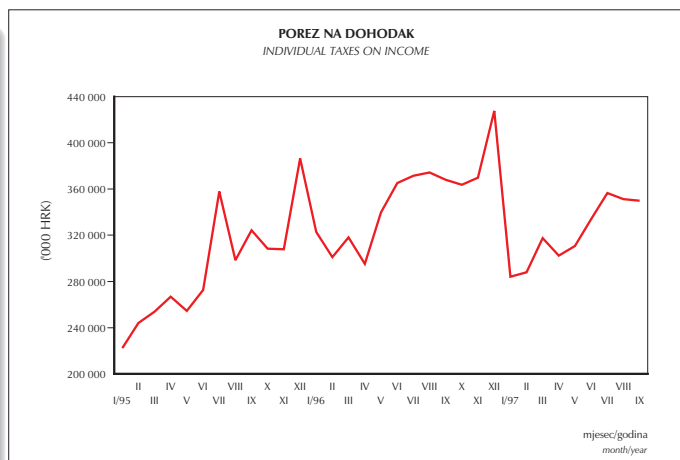
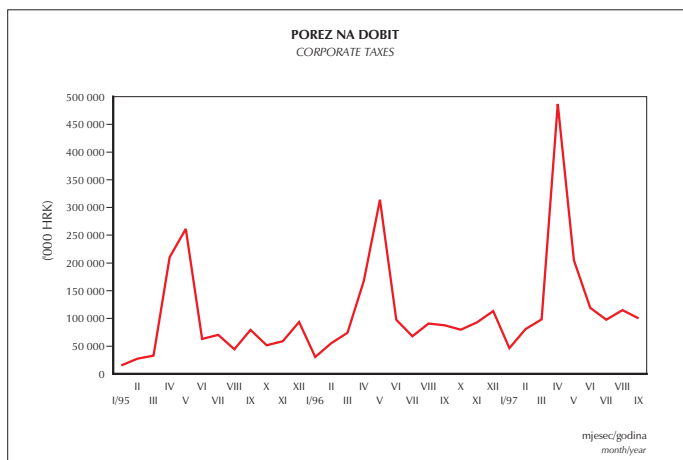
STANJE UNUTARNJEG DUGA U '000 HRK (15. LISTOPADA 1997)
DOMESTIC DEBT STOCK IN '000 HRK (15. OCTOBER, 1997)

Dug po osnovi: <i>Debt item:</i>	Iznos: <i>Stock:</i>	Dospijeće: <i>Maturity:</i>	Kamata: <i>Interest rate:</i>
Stara devizna štednja <i>Frozen foreign exchange deposits</i>	7 143 124	2005	5%
"Velike obveznice" I <i>"Big Bonds" - Series I</i>	1 532 737	2011	-
"Velike obveznice" II <i>"Big Bonds" - Series II</i>	749 257	2011	7,20%
"Velike obveznice" III <i>"Big Bonds" - Series III</i>	729 384	2012	7,20%
"Velike obveznice" IV <i>"Big Bonds" - Series IV</i>	646 380	2000	12%
Obveznice JDA <i>Bond JDA</i>	271 757	1999	12%
Obveznice JDB <i>Bond JDB</i>	346 831	1999	8%
Obveznice za obnovu <i>Reconstruction Bond</i>	22 818	2003	7 - 10%
Eurokunske obveznice <i>Eurokuna</i>	300 000	1998	12,50%
Kredit NBH - I <i>NBC- credit 1</i>	11 650	2004	1%
Kredit NBH - III <i>NBC credit - III</i>	53 994	1997	8%
Obveznice za sanaciju banaka - serija I <i>BRA Bonds - series I</i>	1 019 349	2006	8,50%
Obveznice za sanaciju banaka - serija II <i>BRA Bonds - series II</i>	298 773	2012	5%
Obveznice za sanaciju banaka - serija III <i>BRA Bonds - series III</i>	756 313	2012	7,20%
Obveznice za sanaciju banaka - serija IV <i>BRA Bonds - series IV</i>	419 777	2012	5%
Srednjoročni i dugoročni dug: <i>Medium and long term debt:</i>	14 302 144		
Kratkoročni dug: <i>Short-term debt:</i>	610 200		
Trezorski zapisi <i>Treasury Bills</i>	610 200		
Ukupni dug: <i>Total debt:</i>	14 912 344		

* Preliminarni podaci / Preliminary data

IZVOR: MINISTARSTVO FINANCIJA
SOURCE: MINISTRY OF FINANCE

POREZNI PRIHODI SREDIŠNJEG DR AVNOG PRORAČUNA CENTRAL GOVERNMENT'S TAX REVENUE

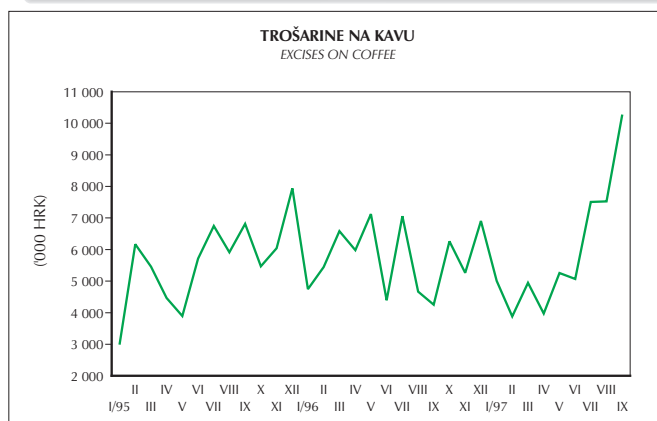
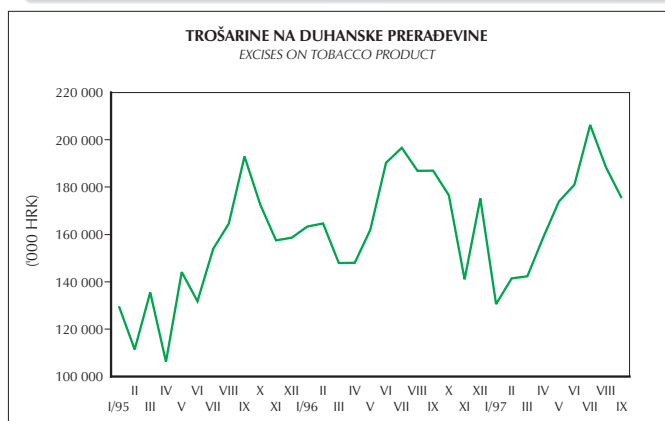
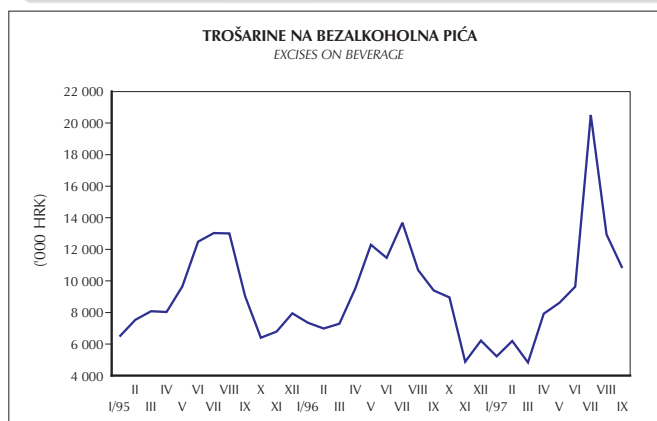
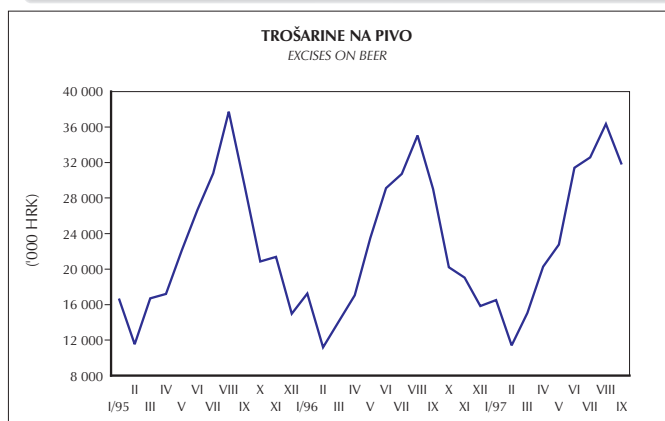
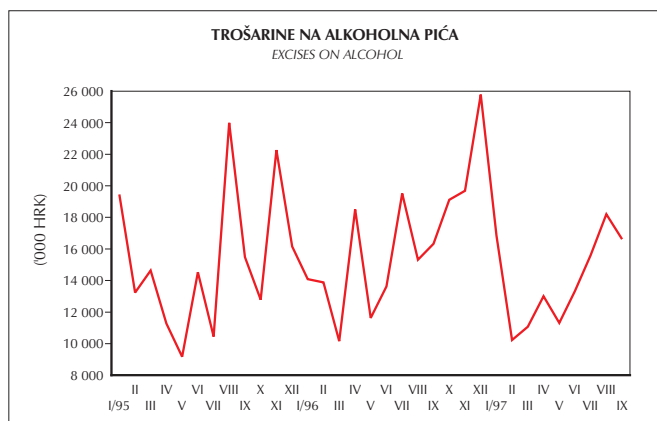
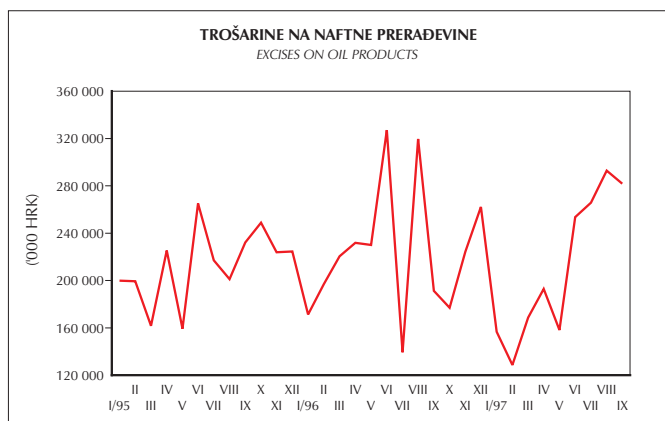


- podaci su nedesezonirane nominalne varijable
- data are expressed as nominal values not seasonally adjusted

Izvor: Ministarstvo financija
Source: Ministry of Finance

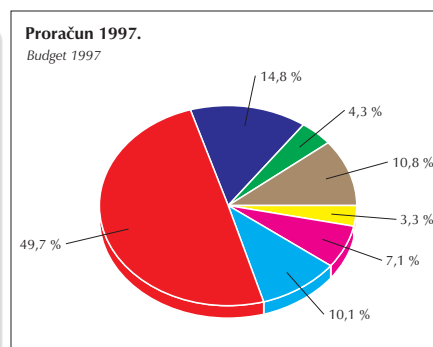
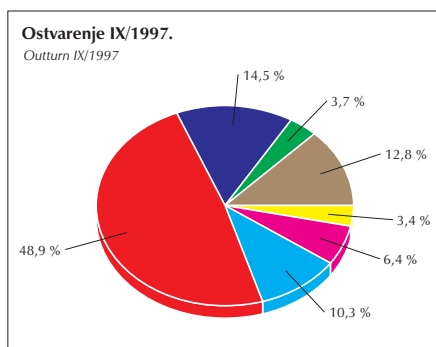
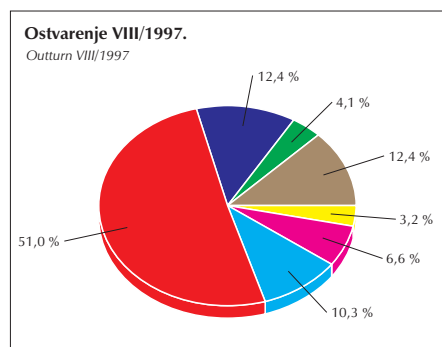
NAPLATA I STRUKTURA TROŠARINA U 1995., 1996. I 1997. GODINI

EXCISES' TAXATION AND ITS STRUCTURE IN 1995, 1996 AND 1997



STRUKTURA POREZNIH PRIHODA

STRUCTURE OF TAX REVENUES



Porez na dohodak
Individual taxes on income
 Porez na dobit
Corporate taxes
 Carina i uvozne pristojbe
Import duties
 Porez na promet dobara i usluga
General sales taxes
 Trošarine na naftne preradevine
Excises on oil products
 Trošarine na duhan
Excises on tobacco products
 Ostalo
Other taxes

Napomena: podaci nisu desezonirani
Notes on methodology: data are not seasonally adjusted

IZVOR: MINISTARSTVO FINANCIJA
SOURCE: MINISTRY OF FINANCE