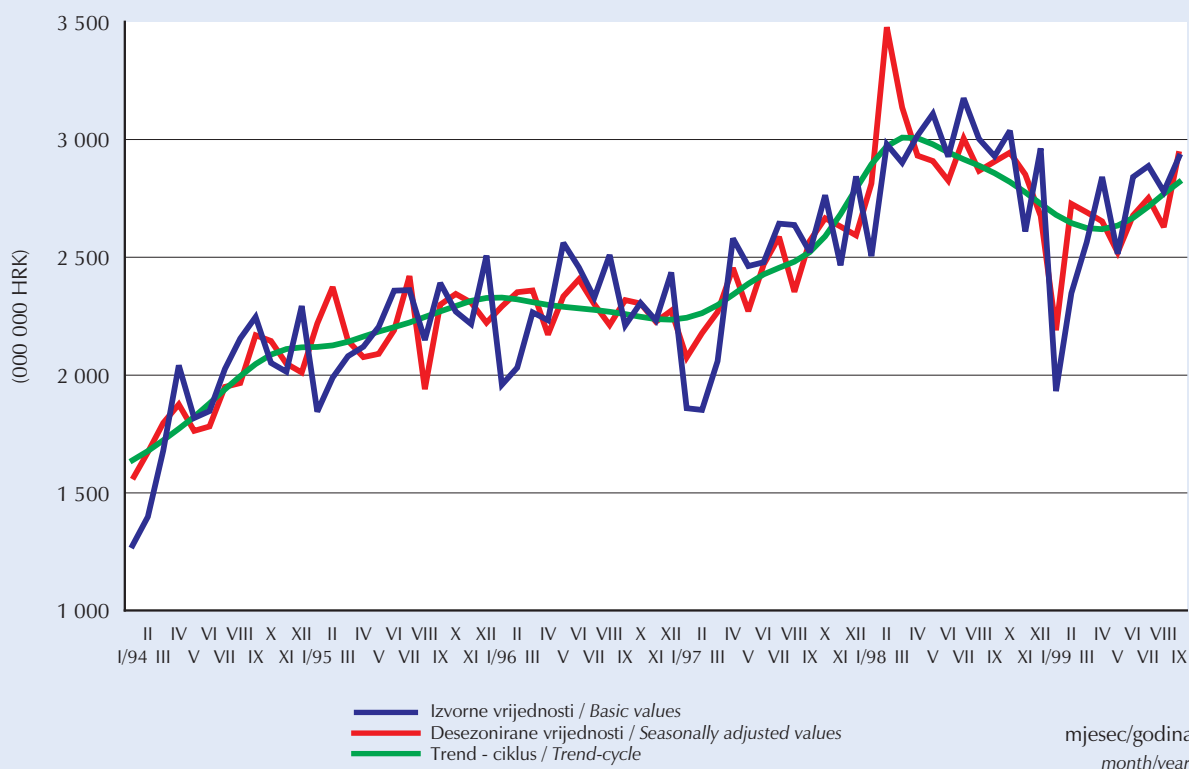




# 48

## MJESEČNI STATISTIČKI PRIKAZ MINISTARSTVA FINANCIJA MONTHLY STATISTICAL REVIEW OF THE MINISTRY OF FINANCE

**POREZNI PRIHODI (stalne cijene, prosjek 1995=100)**  
TAX REVENUE (constant prices, average 1995=100)



PRIPREMA I IZDAVANJE: UPRAVA ZA MAKROEKONOMSKE  
ANALIZE I PROGNOZE MINISTARSTVA FINANCIJA I "HIT ART", d.o.o.

COMPILED AND PUBLISHED BY: DEPARTMENT FOR MACROECONOMIC  
ANALYSIS AND FORECASTS OF MINISTRY OF FINANCE AND "HIT ART", d.o.o.

KATANČIĆEVA 5, 10000 ZAGREB, CROATIA  
TEL: (385) 1 4591392  
FAX: (385) 1 4591393

ISSN 1330-9811

Internet adresa:  
Available on Internet:

[WWW.MFIN.HR/STAT](http://WWW.MFIN.HR/STAT)

UMAP  
MinFin

ZAGREB, LISTOPAD 1999.

ZAGREB, OCTOBER 1999

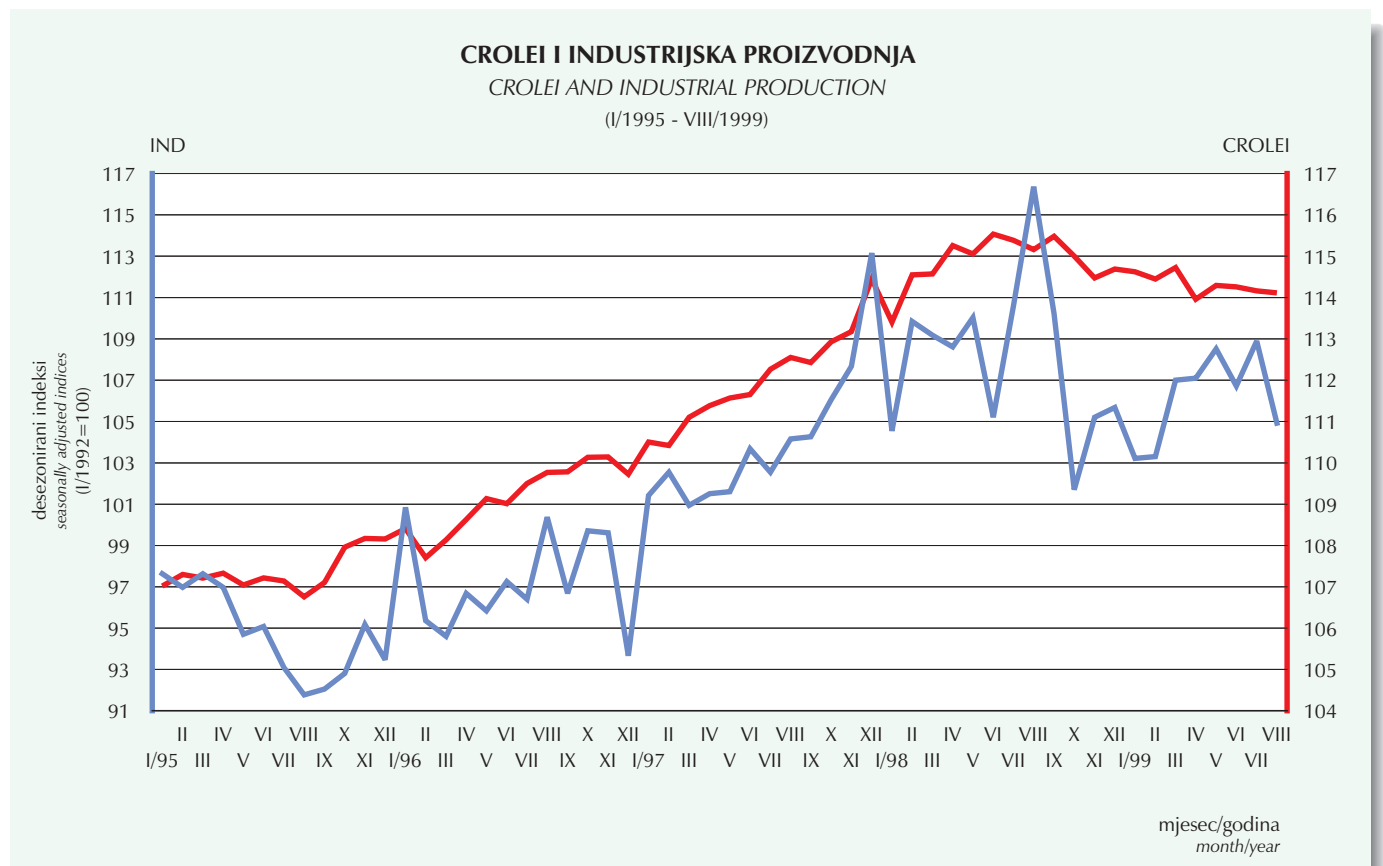
## CROLEI - NAVJEŠĆUJUĆI POKAZATELJ INDUSTRIJSKE PROIZVODNJE

Mjesec kolovoz nije donio očekivani oporavak CROLEI indeksa. Njegov najnoviji pad, uz istosmjerno kretanje vrijednosti u posljednjih nekoliko mjeseci i dalje potvrđuju stagnaciju hrvatskog gospodarstva. Analiza na desezoniranim podacima pokazala je da i dalje više od polovice komponenti CROLEI indeksa (60%) iskazuje pad, a najveće smanjenje u kolovozu bilježe nekonsolidirani prihodi državnog, upanijskog i općinskih proračuna.

U prvih osam mjeseci 1999. godine zabilježen je međugodišnji desezonirani pad industrijske proizvodnje od 2,8%, dok su zalihe gotovih industrijskih proizvoda istovremeno povećane 9,9% u usporedbi s istim razdobljem prethodne godine.

### CROLEI - LEADING INDICATOR OF INDUSTRIAL PRODUCTION

The expected recovery of the CROLEI index did not occur in August. Its latest fall, together with the same trend of values in last few months still confirm the stagnation of the Croatian economy. Analysis of seasonally adjusted data shows that still more than half of the CROLEI index components (60 percent) recorded fall and the biggest fall in August recorded unconsolidated central and local government budget revenues. First eight months of the year 1999 recorded seasonally adjusted fall of industrial production for 2,8 percent, while stocks of finished industrial products grew by 9,9 percent as compared with the same period of the previous year.



Upotrebom tzv. navješćujućih indikatora Ekonomski Institut - Zagreb i Ministarstvo financija izrađuju složeni prognostički indeks **CROLEI (CROatian Leading Economic Indicator)**, prema poznatoj metodologiji američkog National Bureau of Economic Research. Ovaj indeks navješćuje trend industrijske proizvodnje i globalne gospodarske aktivnosti u Hrvatskoj, pri čemu se kao referentna serija za sada koristi indeks industrijske proizvodnje. Sredinom 1997. godine izvršena je cjelovita revizija metode izračunavanja CROLEI indeksa, što je bitno poboljšalo svojstva ovog prognostičkog alata. Međutim od sredine 1998. godine revidirani CROLEI indeks odražava kretanje deset najboljih navješćujućih pokazatelja: realizirane potrebe za radnicima u mjesecu, korisnici novčane naknade zbog nezaposlenosti, primanja stanovništva ostvarena prodajom roba i usluga, broj noćenja turista - ukupno, promet u trgovini na malo, zalihe u trgovini na malo, nekonsolidirani prihodi državnog, upanijskih i općinskih proračuna, masa neto plaća - ukupno, ukupna likvidna sredstva M4, plasmani. Razlog izbacivanju dviju serija je prestanak statističkog praćenja uslijed izmjene metodologije.

**CROLEI (Croatian Leading Economic Indicator)**, the composite index aimed at forecasting global economic activity is a joint product of Institute of Economics-Zagreb and the Croatian Ministry of Finance. CROLEI is computed according to National Bureau of Economic Research methodology, using the index of industrial production as referent data. The overhaul revision of the CROLEI calculation method was done in Summer 1997 with the aim of improving the characteristics of this prognostic tool. However, since June 1998 revised CROLEI reflects the tendencies of the best ten leading indicators, which are the following: Realized job vacancies in the month, Number of unemployment compensation beneficiaries, Households income from sales of goods and services, Nights spent by tourists - total, Retail turnover, Retail stocks, Unconsolidated revenues of central and local budgets, Net wage bill - total, Broadest money, M4, Domestic credit. The reason for eliminating two previous indicators is the change in the statistical methodology.

**OSNOVNI MAKROEKONOMSKI POKAZATELJI HRVATSKOG GOSPODARSTVA**  
**BASIC MACROECONOMIC INDICATORS OF CROATIAN ECONOMY**

	1995	1996	1997	1998	1999
<b>BDP, tekuće cijene (mil. HRK)*</b> <i>GDP, current prices (mil. HRK)*</i>	98 382,00	107 980,60	124 881,00	138 392,00	143 235,70**
<b>BDP, tekuće cijene (mil. HRK)</b> <i>GDP, current prices (mil. HRK)</i>	131 371,00 <sup>+</sup>	143 220,00 <sup>+</sup>	158 974,00 <sup>+</sup>	179 600,00 <sup>+</sup>	185 886,00 <sup>+</sup>
<b>Cijene na malo, prosjek, %</b> <i>Retail prices, period average, %</i>	2,00	3,50	3,60	5,70	(I-IX 1999) 4,00
<b>Proizvođačke cijene, prosjek, %</b> <i>Producer's prices, period average, %</i>	0,70	1,40	2,30	- 1,20	1,80
<b>Troškovi ivota, prosjek, %</b> <i>Cost of living, period average, %</i>	4,00	4,30	4,10	6,40	3,50
<b>Tečaj HRK / USD, prosjek</b> <i>Exchange rate HRK / USD, period average</i>	5,23	5,43	6,16	6,36	(IX 1999) 7,25
<b>Vanjskotrgovinska bilanca (mil. USD)</b> <i>Trade Balance (mil. USD)</i>	- 3 237,50	- 3 651,20	- 5 224,40	- 3 843,00	(I-VIII 1999) - 2 228,10
<b>Tekući račun platne bilance (mil. USD) ***</b> <i>Current Account Balance (mil. USD) ***</i>	- 1 283,80	- 857,80	- 2 434,00	- 1 542,90	(I-III 1999) - 486,90
<b>Devizne rezerve HNB, krajem razdoblja (mil. USD)</b> <i>International reserves of CNB, end of period (mil. USD)</i>	1 895,20	2 314,00	2 539,00	2 815,60	(IX 1999) 2 815,80 <sup>3</sup>
<b>Eskontna stopa HNB, u %, na godišnjoj razini</b> <i>CNB discount rate, in %, on yearly basis</i>	8,50	6,50	5,90	5,90	(VIII 1999) 7,90
<b>Ukupni vanjski dug, mil. USD <sup>1</sup></b> <i>Total outstanding external debt, mil. USD <sup>1</sup></i>	4 537,90	4 808,40	6 661,60	8 488,70	(I-VII 1999) 9 124,10
<b>Unutarnji javni dug, mil. HRK</b> <i>Internal public debt, mil. HRK</i>	16 405,40	16 533,70	14 608,70	13 697,50	(IX 1999) 1 394,20
<b>Manjak/višak - konsolidirana središnja država, mil. HRK</b> <i>Deficit/Surplus - Consolidated Central government, mill. HRK</i>	- 883,00	- 477,40	- 1 586,67	882,08	(I-VIII 1999) - 3 963,59
<b>Stopa nezaposlenosti, % ukupne radne snage</b> <i>Unemployment rate, % of labour force</i>	14,50	16,40	17,50	18,60	(VI-XII 1998) 19,10
<b>Stopa anketne nezaposlenosti, % <sup>2</sup></b> <i>Unemployment rate - ILO comparable, % <sup>2</sup></i>	...	10,00	9,90	11,60	(I-IX 1999) ...
<b>Fizički obujam industrijske proizvodnje, stopa rasta u %</b> <i>Total volume of industrial production, growth rate as %</i>	0,30	3,10	6,80	3,70	(I-VII 1999) - 2,80
<b>Prosječna mjesečna neto plaća, stopa rasta u %</b> <i>Average monthly net wages and salaries, growth rate as %</i>	45,80	11,80	16,90	12,80	11,80
<b>Prosječna mjesečna bruto plaća, stopa rasta u %</b> <i>Average monthly gross wages and salaries, growth rate as %</i>	33,97	12,33	21,00	12,60	(I-VIII 1999) 10,60
<b>Noćenja turista, stopa rasta u %</b> <i>Nights spent by tourists, growth rate as %</i>	- 35,50	66,50	41,30	3,20	- 16,00

<sup>+</sup> procjena Ministarstva financija temeljem kretanja prihoda od PDV-a / Ministry of Finance estimate based on VAT revenue

<sup>\*</sup> revizija DZS / revision by CBS

<sup>\*\*</sup> procjena Ministarstva financija temeljem službenih podataka DZS / Ministry of Finance estimate based on official CBS data

<sup>\*\*\*</sup> rezultat prve faze revizije - preliminarno / results of the first stage of revision - preliminary

1- Efekt Londonskog kluba uključen u cijelom razdoblju. Novonastale promjene rezultat su usklađivanja s BOP  
*London Club effect included in the whole period. New changes are result of adjustments with BOP*

2- Podatak DZS-a iz Ankete o radnoj snazi / CBS data from Labor Force Survey

3- Privremeni podatak / Preliminary data

Izvor: Državni zavod za statistiku, Hrvatska narodna banka, Ministarstvo financija

Source: Central Bureau of Statistics, Croatian National Bank, Ministry of Finance

## MAKROEKONOMSKA KRETANJA

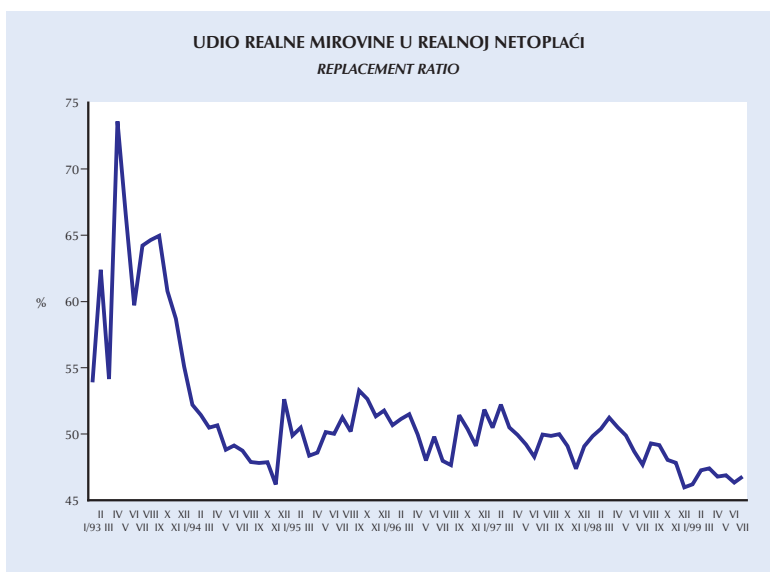
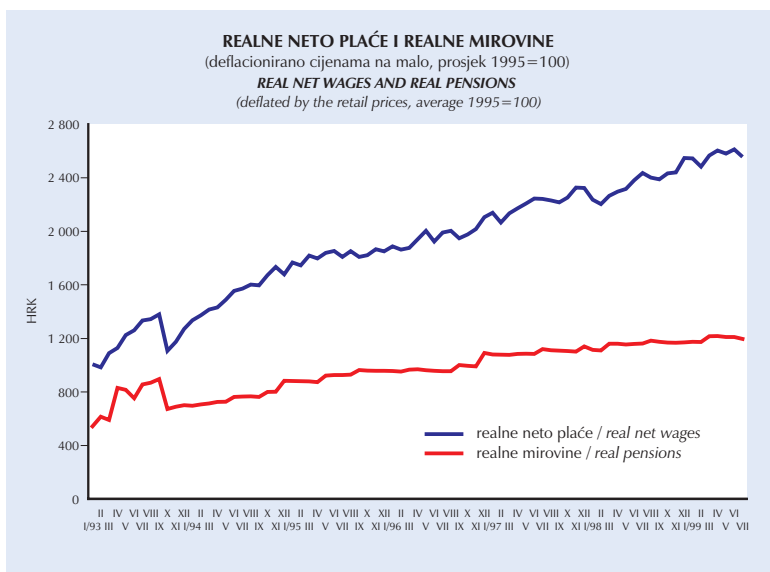
### - PLAĆE I MIROVINE -

Prema podacima DZS-a prosječna je neto plaća u srpnju 1999. godine iznosila 3 043,00 kune, što je 10,4% (5% realno) više nego u srpnju 1998. godine. U odnosu na rujnu 1993. godine (posljednji mjesec prije uvođenja stabilizacijskog programa) prosječna neto plaća u srpnju ove godine je porasla realno za 85,2%. Promatrano u odnosu rane devedesete godine prosječna neto plaća je u srpnju bila je 85,2% realno veća od prosječne plaće zabilježene 1992. godine. U srpnju ove godine prosječna neto plaća iznosila je 784,50 DEM, dok je u rujnu 1993. godine iznosila 224,33 DEM. Sve to ukazuje da su prosječne plaće već premašile predratni nivo. Prosječna bruto plaća u srpnju je iznosila 4 530,00 kune, odnosno bila je 7,1% nominalno i 1,8% realno veća nego u srpnju prethodne godine.

Produktivnost rada u industriji, kao omjer količine proizvedenih dobara ili usluga i broja zaposlenih radnika u industriji, od 1991. godine pokazuje uzlazni trend. U srpnju tekuće godine produktivnost rada u industriji, u odnosu na srpanj 1995. godine, pokazuje porast od 54,2%, odnosno 3,4% na međugodišnjoj razini. U razdoblju od 1995. do 1998. godine produktivnost rada rasla je brzo i od rasta realnih bruto plaća. Naime, u 1998. godini proizvodnja je, u usporedbi sa 1995. godinom, porasla 14,1%, broj zaposlenih je pao za 16,4%, što je rezultiralo porastom produktivnosti od 36,6%, dok su realne bruto plaće rasle 26%. Isto tako, u prvih sedam mjeseci 1999. godine, u odnosu na prosjek 1995. godine, realne bruto plaće su porasle 31,9%, dok je produktivnost porasla 39,3%.

Podatci DZS-a o visini prosječnih isplaćenih mirovina za 1999. godinu nisu usporedivi s prethodnim godinama zbog različitog obuhvata. Naime, do 1999. godine objavljiva je prosječna starosna radnička mirovina, a od siječnja 1999. objavljuje se prosječna starosna mirovina, kao prosjek starosne mirovine radnika, samostalnih privrednika i poljoprivrednika. Za analitičke potrebe, Ministarstvo financija izradilo je seriju o prosječnim isplaćenim starosnim radničkim mirovinama, prema kojoj je prosječna mirovina isplaćena u srpnju 1999. godine bila realno 33,4% veća nego u rujnu 1993. godine, te nominalno 8,3% i realno 3% veća u odnosu na srpanj 1998. godine. U srpnju ove godine prosječna mirovina iznosila je 366,84 DEM, a u rujnu 1993. godine iznosila je 175,83 DEM. Prema rasplodivim podacima HZMO-a broj aktivnih osiguranika u svibnju ove godine iznosio je 1,429 milijuna, odnosno bio je 22,3% manji nego u 1991. godini, dok je broj korisnika mirovina iznosio 1,003 milijuna, što je 39,3% više nego u 1991. godini. Upravo omjer broja aktivnih osiguranika i korisnika mirovina koji i dalje kontinuirano opada (sa 3,3:1 u 1989. na 1,4:1 u svibnju 1999. godine) jedan je od najvažnijih uzroka financijskih problema u HZMO, a time i razlog pokretanja reforme mirovinskog sustava. Udio realne mirovine u realnoj neto plaći u srpnju ove godine iznosio je 46,8%, dok je u srpnju 1998. godine iznosio 47,8%.

U prvih sedam mjeseci ove godine masa neto plaća porasla je 8,3% nominalno odnosno 4,2% realno u odnosu na isto razdoblje 1998. godine. Ukupan broj zaposlenih u RH, prema podacima DZS-a, u srpnju ove godine smanjio se u odnosu na 1998. godinu 2,8%, dok je broj nezaposlenih, prema podacima Hrvatskog zavoda za zapošljavanje, iznosio 317 680 ili 10,4%, više nego 1998. godine. Prema tome, stopa registrirane nezaposlenosti porasla je sa 17,2% u 1998. godini na 19,1% u srpnju 1999. godine. U drugoj polovini 1998. godine stopa anketne nezaposlenosti bila je 11,6%. Iako podatci Ankete o radnoj snazi ukazuju na znatno nižu nezaposlenost od podatka izračunatog na temelju evidencija Hrvatskog zavoda za zapošljavanje, oni i dalje ukazuju na rastući trend u nezaposlenosti.



## MACROECONOMIC TRENDS

### - SALARIES AND PENSIONS -

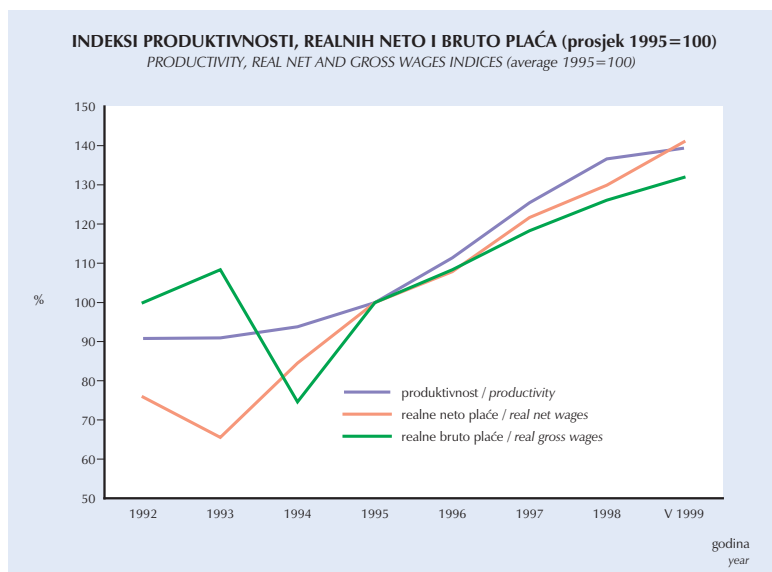
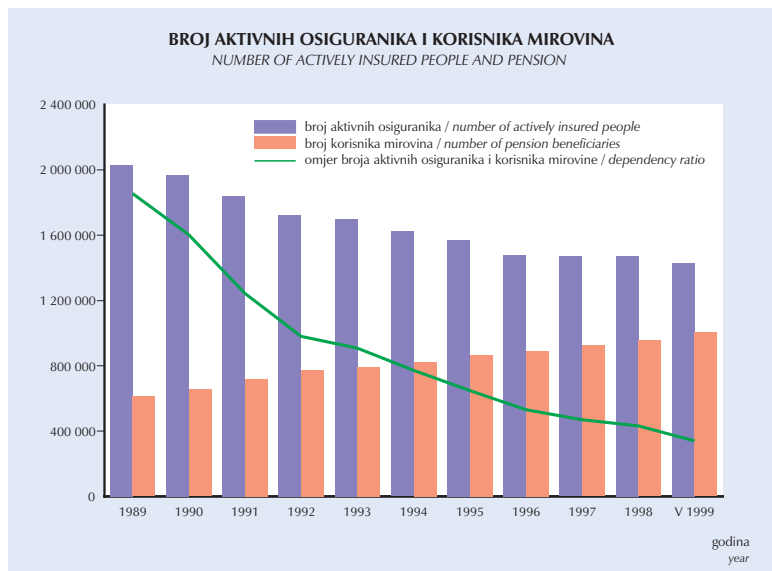
According to the Central Bureau of Statistics (CBS), the average net salary in July 1999 was HRK 3,043.00, which represents a 10.4 percent nominal increase (5% in real terms) since July 1998. The average net salary in July 1999 was therefore 85.2 percent greater in real terms than in September 1993 (the last month before the stabilisation program). Compared to the early 1990s, the average net salary in July was 85.2 percent greater in real terms than the average net salary recorded in 1992. In July of this year the average net salary was DM 784.50, while in September 1993 it was DM 224.33, which indicates that average salaries have surpassed their pre-war levels. The average gross salary in July was HRK 4,530.00, or 7.1 percent greater in nominal terms and 1.8 percent greater in real terms on a year-on-year basis.

Labour productivity in industry, measured as the ratio between the amount of goods and services produced and the number of persons employed in industry, has reflected a positive trend since 1991. By July 1999 labour productivity in industry had grown by 54.2 percent in comparison to July 1995. In the past year

labour productivity has grown by 3.4 per cent. Between 1995 and 1998, labour productivity growth outstripped real gross salary growth. Over this period production rose 14.1 percent while the number of persons employed fell by 16.4 percent, resulting in labour productivity growth of 36.6 percent. At the same time real gross salaries grew 26 percent. Real gross salaries are now 31.9 percent higher than in 1995, while labour productivity has increased by 39.3.

The level of average pensions in 1999 is not comparable to previous years' data. Namely, up to December 1998 the average old-age workers' pension was published by the CBS. Since January 1999 the CBS has been reporting the average old-age pension for workers, self-employed persons and farmers. For analytical purposes, the Ministry of Finance has prepared a series on average old-age workers' pensions, according to which the average pension in July 1999 was 33.4 percent greater than in September 1993 in real terms. Compared to July 1998, average pensions in July 1999 were 8.3 per cent greater in nominal terms and 3 per cent greater in real terms. In July of this year the average pension was DM 366.84, while in September 1993 it was DM 175.83. According to data from the Croatian Pension Insurance Fund (CPIF), the number of people contributing to a pension scheme in May was 1.429 million, a drop of 22.3 percent on 1991 figures. Meanwhile, the number of pension recipients over the same period has risen by 39.3 percent to 1.003 million. The dependency ratio continues to fall (from 3.3:1 in 1989 to 1.4:1 in May 1999) adding to financial pressures on CPIF. This trend is the main motive behind initiatives to reform the pension system. The share of real pensions in real net salaries in July of this year was 46.8 percent, a drop of 1 percentage point on July 1998.

During the first seven months of this year, the volume of net salaries grew 8.3 percent nominally and 4.2 percent in real terms in comparison to the same period in 1998. The total number of persons employed in Croatia, according to CBS data, fell 2.8 percent in July this year in comparison to 1998, while the number of unemployed persons, according to Croatian Employment Bureau statistics, was 317,680 or 10.4 percent more than in 1998. Accordingly, the rate of unemployment has risen from 17.2 percent in 1998 to 19.1 percent in July 1999. The Labour Force Survey however, indicates that in the second half of 1998 the rate of unemployment was 11.6 percent. Although the Labour Force Survey indicates a considerably lower rate of unemployment than the Croatian Employment Bureau reports, is still shows that unemployment is rising.



**OSTVARENJE DR AVNOG PRORAČUNA**  
**OUTTURN OF BUDGETARY CENTRAL GOVERNMENT**

	Nominalne vrijednosti u 000 HRK <i>Nominal values in 000 HRK</i>				Ostvarenje <i>Outturn</i> IX/1999	Ostvarenje <i>Outturn</i> I-IX/1999
	Ostvarenje <i>Outturn</i> 1998	Revidirani proračun <i>Revised budget</i> 1999	Ostvarenje <i>Outturn</i> I-IX/1999	Ostvarenje <i>Outturn</i> IX/1999	Ostvarenje <i>Outturn</i> IX/1998	Ostvarenje <i>Outturn</i> I-IX/1998
<b>Ukupni prihodi i potpore</b> <i>Total revenue and grants</i>	<b>43 808 593</b>	<b>47 908 568</b>	<b>29 276 208</b>	<b>3 698 621</b>	<b>105,61</b>	<b>88,44</b>
Ukupni prihodi <i>Total revenue</i>	43 808 593	47 908 568	29 276 208	3 698 621	105,61	88,44
Tekući prihodi <i>Current revenue</i>	42 019 401	42 117 051	29 081 587	3 680 434	106,02	92,04
Porezni prihodi <i>Tax revenue</i>	40 327 487	40 022 693	27 832 390	3 505 790	103,65	91,82
Porezi na dohodak <i>Taxes on individual income</i>	4 915 096	4 603 535	3 277 177	403 736	94,80	93,38
Porez na dobit <i>Taxes on profits</i>	2 461 149	2 768 833	1 823 838	182 676	134,74	98,38
Porezi na promet nekretnina <i>Taxes on real estate transactions</i>	270 925	260 060	173 138	21 988	110,17	87,47
Porezi na promet dobara i usluga <i>General sales taxes</i>	1 972 045	297 438	299 044	44 888	95,14	15,95
Porez na dodanu vrijednost <i>Value added tax</i>	20 228 226	20 871 005	14 288 635	1 833 640	100,42	94,62
Trošarine <i>Excises<sup>1</sup></i>	5 767 981	6 389 057	4 383 612	637 327	115,75	102,06
Porezi na međunarodnu trgovinu <i>Taxes on international trade</i>	4 256 329	4 299 484	3 240 587	344 629	100,60	102,90
Ostali porezi <i>Other taxes</i>	455 736	533 281	346 359	36 906	106,75	104,45
Neporezni prihodi <i>Nontax revenue</i>	1 691 914	2 094 358	1 249 197	174 644	195,91	97,40
Prihodi od kapitala <i>Capital revenue</i>	1 789 192	5 791 517	194 621	18 187	59,62	12,93
Potpore <i>Grants</i>	0	0	0	0		
<b>Ukupni rashodi i posudbe umanjene za otplate</b> <i>Total expenditure and lending minus repayments</i>	<b>42 551 916</b>	<b>49 334 032</b>	<b>33 171 524</b>	<b>3 790 763</b>	<b>102,84</b>	<b>103,96</b>
Ukupni rashodi <i>Total expenditure</i>	41 473 167	48 223 464	32 284 301	3 761 055	105,21	101,97
Tekući rashodi <i>Current expenditure</i>	34 883 026	38 179 590	27 124 655	2 777 740	93,13	102,77
Plaće i doprinosi poslodavaca <i>Wages and employer contributions</i>	13 030 296	14 589 930	10 676 823	1 210 079	114,34	116,13
Ostale kupovine dobara i usluga <i>Other purchases of goods and services</i>	9 618 416	7 920 068	5 012 294	491 850	61,13	62,72
Plaćanje kamata <i>Interest payments</i>	1 951 283	2 214 216	1 588 711	40 856	23,59	90,18
Subvencije i ostali tekući transferi <i>Subsidies and other current transfers</i>	10 283 031	13 455 376	9 846 827	1 034 955	109,34	132,25
Kapitalni rashodi <i>Capital expenditure</i>	6 590 141	10 043 874	5 159 646	983 315	166,06	120,87
Posudbe umanjene za otplate <i>Lending minus repayments</i>	1 078 749	1 110 568	887 223	29 708	26,68	71,18
Višak na tekućim računima bez dotacija <i>Current account surplus without grants</i>	7 136 375	3 937 461	1 956 932	902 694		
<b>Ukupni manjak/višak</b> <i>Overall deficit/surplus</i>	<b>1 256 677</b>	<b>- 1 425 464</b>	<b>- 3 895 316</b>	<b>- 92 142</b>		
Ukupno financiranje <i>Total financing</i>	- 1 256 677	1 425 464	3 895 316	92 142		
Strano financiranje <i>Abroad financing</i>	- 9 114	3 821 476	3 965 988	23 023		
Domaće financiranje <i>Domestic financing</i>	- 1 247 563	- 2 396 012	- 70 672	69 119		

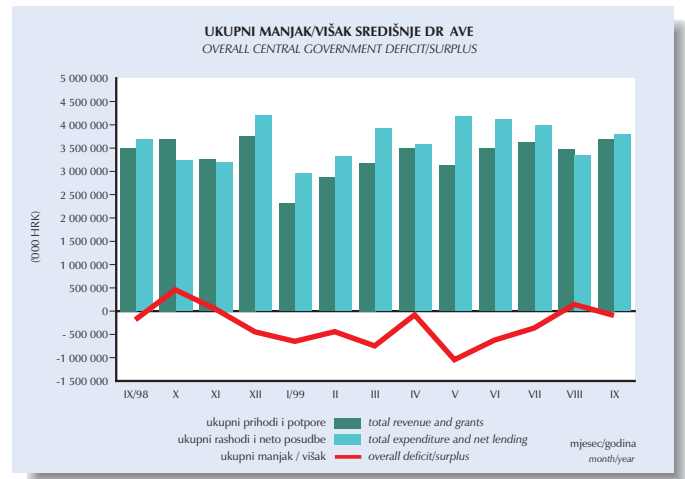
Izvor: Ministarstvo financija  
Source: Ministry of Finance

## RAZLIČITE MJERE MANJKA/VIŠKA SREDIŠNJEG DR AVNOG PRORAČUNA MEASURES OF CENTRAL GOVERNMENT BUDGET DEFICIT/SURPLUS

**KONVENCIONALNI UKUPNI MANJAK/VIŠAK SREDIŠNJE DR AVE ('000 HRK)**  
(ukupni prihodi i potpore minus ukupni rashodi i posudbe umanjani za otplate)

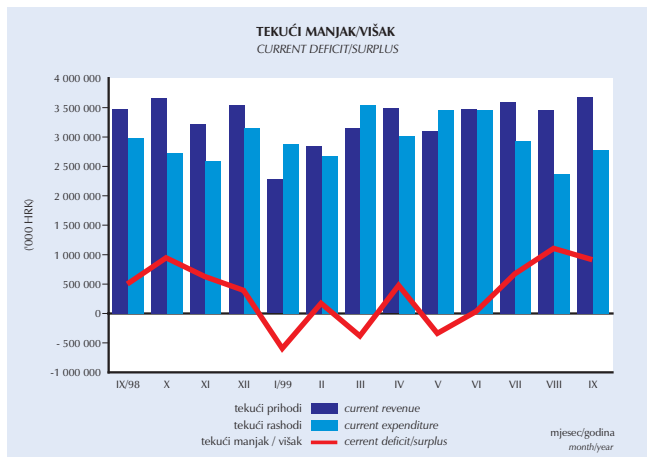
**CONVENTIONAL OVERALL CENTRAL GOVT DEFICIT/SURPLUS ('000 HRK)**  
(total revenue and grants minus total expenditures and lending minus repayments)

	Ukupni prihodi i potpore <i>Total revenue and grants</i>	Ukupni rashodi i posudbe umanjani za otplate <i>Total expenditures and lending minus repayments</i>	Ukupni manjak/višk <i>Overall deficit/surplus</i>
IX/98	3 501 988,00	3 686 030,40	-184 042,40
X	3 697 329,00	3 237 370,40	459 959,00
XI	3 250 839,00	3 202 096,20	48 742,80
XII	3 758 642,00	4 204 650,00	-446 008,00
I/99	2 312 241,00	2 961 702,00	-649 461,00
II	2 867 912,00	3 309 502,00	-441 590,00
III	3 180 545,00	3 926 680,00	-746 135,00
IV	3 501 035,00	3 581 393,00	-80 358,00
V	3 130 106,00	4 174 671,00	-1 044 565,00
VI	3 488 763,00	4 111 715,00	-622 952,00
VII	3 618 110,00	3 980 391,00	-362 281,00
VIII	3 478 875,00	3 334 707,00	144 168,00
IX	3 698 621,00	3 790 763,00	-92 142,00



**TEKUĆI MANJAK/VIŠAK SREDIŠNJE DR AVE (000 HRK)**  
(tekući prihodi minus tekući rashodi)

**CURRENT CENTRAL GOVERNMENT DEFICIT/SURPLUS (000 HRK)**  
(current revenue minus current expenditures)

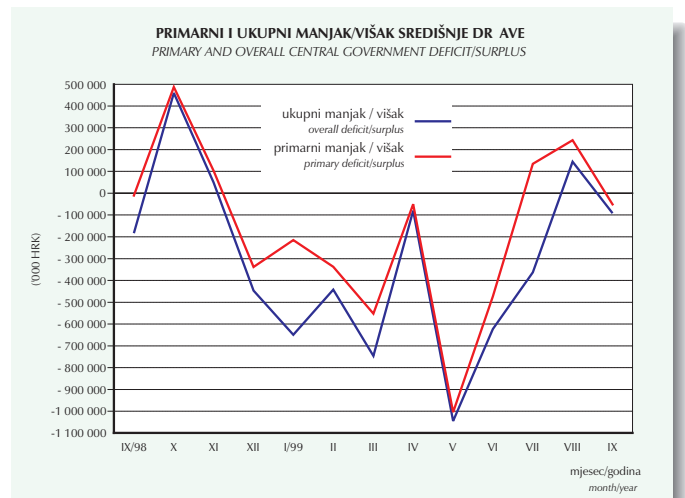


	Tekući prihodi <i>Current revenue</i>	Tekući rashodi <i>Current expenditure</i>	Tekući manjak/višk <i>Current deficit/surplus</i>
IX/98	3 471 484,00	2 982 537,40	488 946,60
X	3 666 637,00	2 731 373,00	935 263,00
XI	3 216 201,00	2 599 896,20	616 304,80
XII	3 540 495,00	3 159 107,00	381 388,00
I/99	2 278 190,00	2 885 539,00	-607 349,00
II	2 845 978,00	2 685 082,00	160 896,00
III	3 144 274,00	3 539 088,00	-394 814,00
IV	3 486 534,00	3 020 807,00	465 727,00
V	3 107 944,00	3 457 831,00	-349 887,00
VI	3 473 571,00	3 451 201,00	22 370,00
VII	3 600 473,00	2 937 859,00	662 614,00
VIII	3 464 189,00	2 369 508,00	1 094 681,00
IX	3 680 434,00	2 777 740,00	902 694,00

**PRIMARNI MANJAK/VIŠAK SREDIŠNJE DR AVE (000 HRK)**  
(ukupni manjak/višk plus plaćanja kamata)

**PRIMARY CENTRAL GOVT DEFICIT/SURPLUS (000 HRK)**  
(overall deficit/surplus plus interest payments)

	Ukupni manjak/višk <i>Overall deficit/surplus</i>	Plaćanje kamata <i>Interest payments</i>	Primarni manjak/višk <i>Primary deficit/surplus</i>
IX/98	-184 042,40	173 160,00	-10 882,40
X	459 959,00	27 575,00	487 534,00
XI	48 742,80	54 185,00	102 927,80
XII	-446 008,00	107 803,00	-338 205,00
I/99	-649 461,00	433 668,00	-215 793,00
II	-441 590,00	104 394,00	-337 196,00
III	-746 135,00	193 861,00	-552 274,00
IV	-80 358,00	29 481,00	-50 877,00
V	-1 044 565,00	40 269,00	-1 004 296,00
VI	-622 952,00	150 092,00	-472 860,00
VII	-362 281,00	469 938,00	134 657,00
VIII	144 168,00	99 152,00	243 320,00
IX	-92 142,00	40 856,00	-51 286,00



Izvor: Ministarstvo financija

Source: Ministry of Finance

## OSTVARENJE DR AVNOG PRORAČUNA

- RUJAN 1999. GODINE -

U rujnu je dr avni proračun ostvario 3 698,6 milijuna kuna prihoda, dok su ukupni dr avni rashodi su u istom mjesecu iznosili 3 790,8 milijuna kuna zbog čega je rujanski deficit iznosio 92 milijuna kuna. U prvih devet mjeseci ukupni deficit iznosi 3 895 milijuna kuna.

Zajedno s prvih osam mjeseci ukupni proračunski prihodi u rujnu iznose 29 276 milijuna kuna. Poreznim prihodima prikupljeno je 27 832 milijuna kuna što je za 8% manje nego u istom razdoblju prošle godine. Ukupni rashodi dr avnog proračuna u proteklih devet ovogodišnjih mjeseci iznose 33 171,5 milijuna kuna što je 4% više nego u istom prošlogodišnjem razdoblju. Ovakvim kretanjem prihoda i rashoda i dalje je očita vremenska neusklađenost ostvarivanja prihodne i rashodne strane proračuna. Ova neusklađenost uklonit će se prihodima od prodaje Hrvatskih telekomunikacija koji će biti uplaćeni u listopadu.

Porezni prihodi u rujnu ove godine iznosili su 3 505,8 milijuna kuna što je u odnosu na isti prošlogodišnji mjesec porast od 3,7%. Porezi koji su najviše pridonijeli ovom porastu su porez na dobit (porast od 34,7% ili 47 milijuna kuna), te trošarine (porast od 15,8% ili 76,7 milijuna kuna) što je u najvećoj mjeri posljedica porasta trošarina na naftu i duhan u srpnju. U odnosu na kolovoz ove godine porezni prihodi porasli su 5,6%. Porast, osim kod trošarina i carina, bilje e svi ostali porezni prihodi. Trošarine su u rujnu u odnosu na kolovoz zabilje ile pad prihoda od 6%. Ovo je, prije svega, rezultat izuzetnog ostvarenja ove vrste prihoda u kolovozu nego slabog ostvarenja u rujnu. Za usporedbu, prihodi od trošarina na naftne derivate u rujnu ove godine veći su za 19% nego u rujnu prošle godine ili 34% veći nego u srpnju ove godine.

Porezom na dodanu vrijednost u prvih devet mjeseci ostvareno je 5,4% manje prihoda nego u istom razdoblju prošle godine, ali i 13,5% više nego u kolovozu. Rujansko ostvarenje u skladu je s iznosom planiranim za rujnu.

Prihodi od carina u rujnu su bili 12,6% manji nego u kolovozu ove godine, za što objašnjenje le i u činjenici da je robni uvoz u kolovozu bio za 211 milijuna US dolara manji nego u srpnju. Na međugodišnjoj razini ova vrsta poreznih prihoda i dalje bilje i porast.

Najznačajniji neporezni prihodi u rujnu su bili prihodi od dobiti javnih poduzeća (86,5 mil. kuna), prihodi od novčanih kazni (26,1 mil. kuna), te prihodi od naknada za ceste (19,8 mil. kuna).

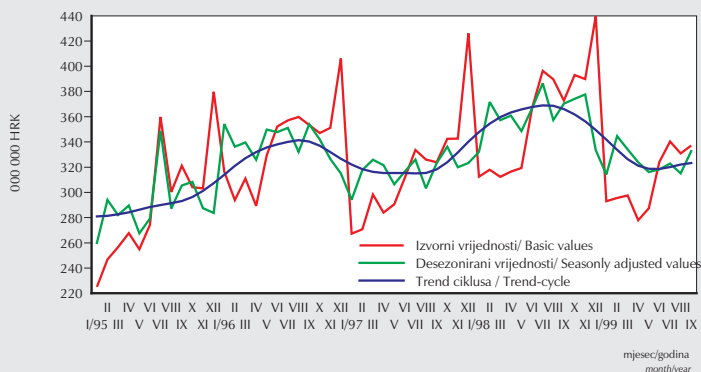
Osnovno obilje je rashodne strane proračuna za rujnu jest porast od 13,7% u odnosu na kolovoz.

Kapitalni rashodi u rujnu u odnosu na kolovoz porasli su za 140 milijuna kuna. Glavnina ovih rashoda odnosi se na kapitalne transfere, prije svega fondovima, zatim transfere za obnovu Podunavlja (109 milijuna kuna), te izgradnju stanova hrvatskim braniteljima (28 milijuna kuna).

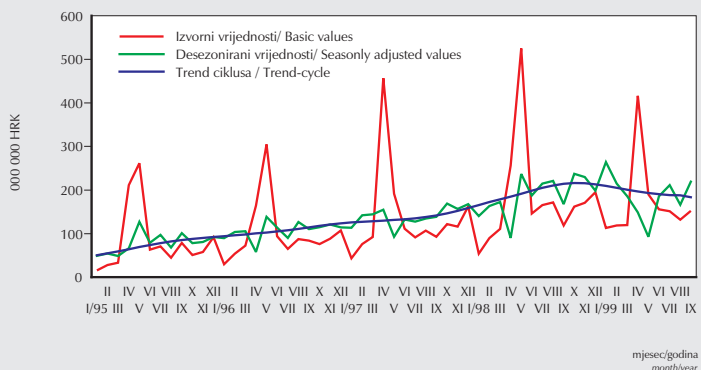
Ukupni transferi mirovinskom fondu u rujnu iznosili su 562,7, a zdravstvenom fondu 251,9 milijuna kuna. Fondu za dječji doplatka transferirano je 197,4 milijuna kuna.

Rujanski deficit od 92 milijuna kuna najvećim dijelom financiran je izdavanjem trezorskih zapisa. U rujnu su također korišteni zajmovi Svjetske banke u iznosu od 56 milijuna kuna, a otplaćeno je 100 milijuna kuna na ime glavnice za sanacijske obveznice Privredne banke.

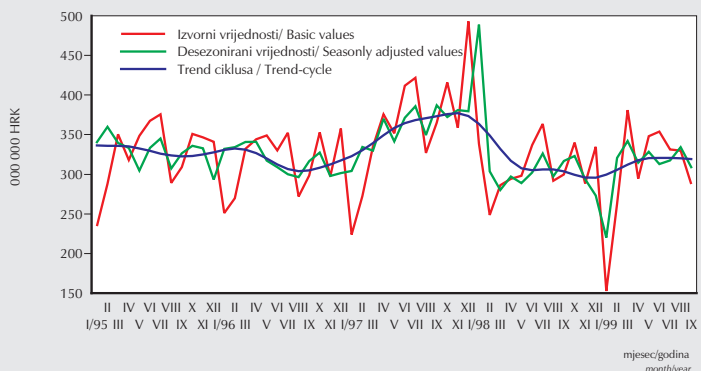
POREZ NA DOHODAK (stalne cijene, prosjek 1995=100)  
TAXES ON INDIVIDUAL INCOME (constant prices, average 1995=100)



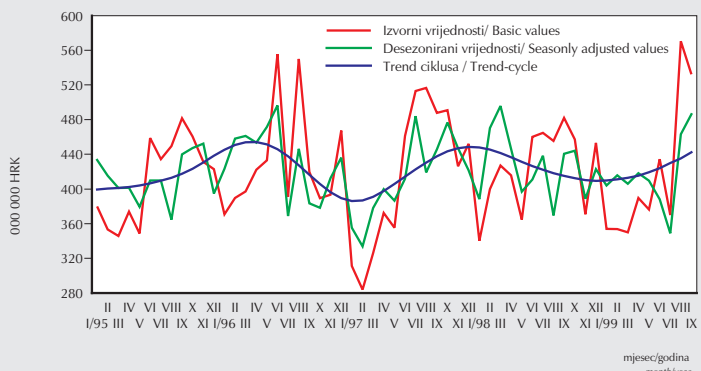
POREZ NA DOBIT (stalne cijene, prosjek 1995=100)  
CORPORATE INCOME TAX (constant prices, average 1995=100)



CARINE I CARINSKE PRISTOJBE (stalne cijene, prosjek 1995=100)  
CUSTOM DUTIES (constant prices, average 1995=100)



TROŠARINE (stalne cijene, prosjek 1995=100)  
EXCISES (constant prices, average 1995=100)



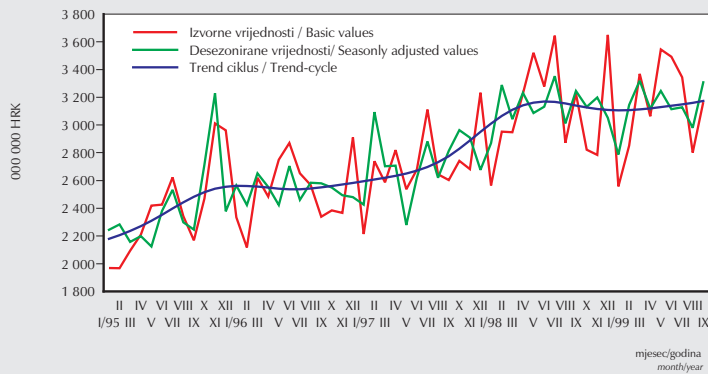


## CENTRAL BUDGET OUTTURN

- SEPTEMBER 1999 -

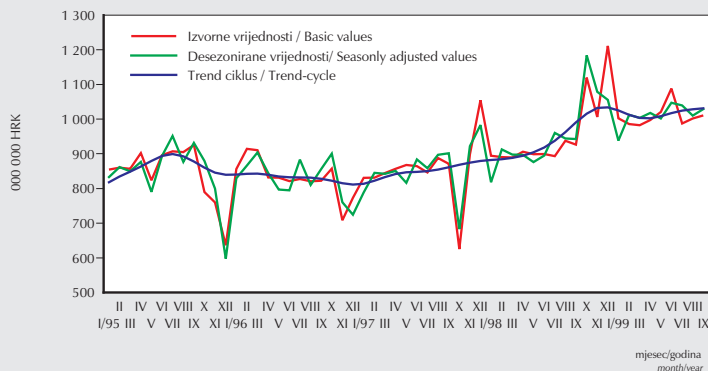
### Ukupni rashodi i posudbe umanjene za otplate (stalne cijene, prosjek 1995=100)

Total expenditure and lending minus repayments (constnt prices, average 1995=100)



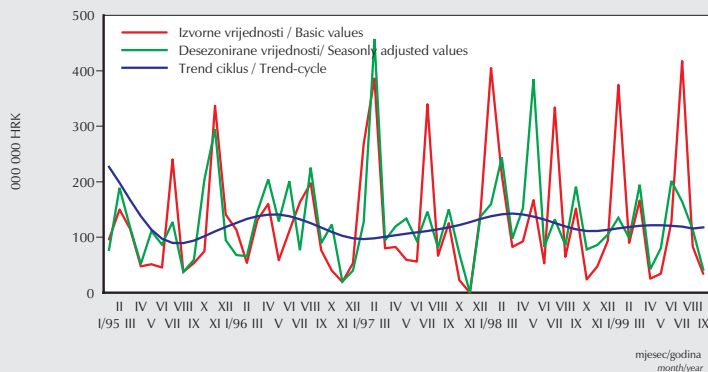
### BRUTO PLAĆE KORISNIKA DR AVNOG PRORAČUNA (stalne cijene, prosjek 1995=100)

GROSS WAGES OF THE BUDGET USERS (constnt prices, average 1995=100)



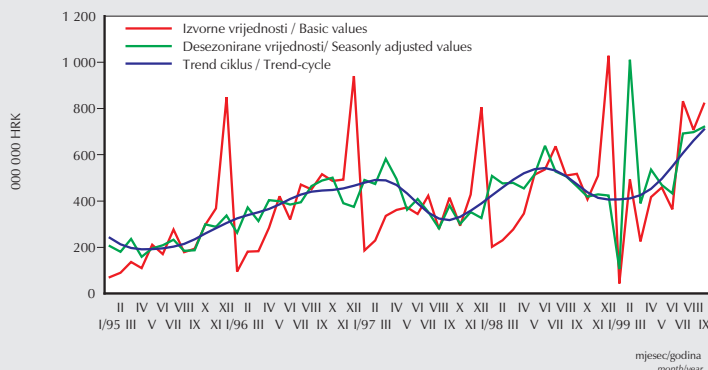
### PLAĆANJE KAMATA (stalne cijene, prosjek 1995=100)

INTEREST PAYMENTS (constnt prices, average 1995=100)



### KAPITALNI RASHODI (stalne cijene, prosjek 1995=100)

CAPITAL EXPENDITURE (constnt prices, average 1995=100)



In September the central budget received revenues of HRK 3.6986 billion, while total state outlays were HRK 3.7908 billion, resulting in a budget deficit of HRK 92 million for the month. The total deficit year to date is HRK 3.895 billion.

Total budgetary revenues were HRK 29.276 billion in the year to September. Collected tax revenues amount to HRK 27.832 billion, a year-on-year decrease of 8 percent. Total central budget outlays in the past nine months were HRK 33.1715 billion marking a 4 percent increase on the equivalent period last year. Such trends point to a continued mismatch between expenditures and receipts, which for this budget will be eliminated when the proceeds from the sale of Croatian Telecom will be recorded in October.

Tax revenues for September were HRK 3.5058 billion, which represents a 3.7 percent year-on-year increase. Taxes, which contributed most to this increase were the profit tax (growth of 34.7%, or HRK 47 million) and excises (growth of 15.8 percent, or HRK 76.7 million), largely due to the increase in the rate of excise on petroleum and tobacco enacted in July. Compared to August, tax revenues grew by 5.6 percent. All tax revenues, apart from excises and customs duties, recorded growth in the past month. Revenue from excises fell 6 percent in September as compared to August, primarily as a result of a drop in revenue from excise on petroleum derivatives of 10.3 percent. This drop reflects an exceptional performance for this revenue source in August rather than a poor performance in September. Revenues from excise taxes on petroleum derivatives in September of this year were 19 percent greater than in September last year and 34 percent greater than in July of this year.

Value-added tax revenue in the first nine months of this year was 5.4 percent less than in the equivalent period last year, although September revenue was 13.5 percent greater than in August. September's VAT revenues were in line with forecasts.

Customs revenues in September were 12.6 percent less than in August, which reflects the fact that imports of goods in August were US\$ 211 million lower than in July. On a year-on-year basis customs revenue continues to exhibit growth.

The most significant non-tax revenue sources in September were profits of public companies (HRK 86.5 million), revenues from fines (HRK 26.1 million) and revenues from road usage charges (HRK 19.8 million).

Budget outlays in September were 13.7 percent higher than in August.

Capital outlays in September rose HRK 140 million in relation to August. The majority of these outlays were capital transfers, above all to extrabudgetary funds followed by transfers for the reconstruction of the Danubian region (HRK 109 million) and the construction of apartments for Croatian war veterans (HRK 28 million).

Total transfers to the Pension fund in September were HRK 562.7 million, while the Health insurance fund received HRK 251.9 million. HRK 197.4 million was transferred to the Child benefit fund.

September's deficit was primarily financed by issuing treasury bills. Also in September World Bank loans in the amount of HRK 56 million were utilised, while HRK 100 million principal for Privredna banka rehabilitation bonds was repaid.

**OSTVARENJE IZVANPRORAČUNSKIH FONDOVA**  
**OUTTURN OF EXTRABUDGETARY FUNDS**

ZBIRNA TABELA: SUMMARY TABLE OF:	FOND MIROVINSKOG I INVALIDSKOG OSIGURANJA THE PENSION FUND OPERATIONS		FOND ZDRAVSTVENOG OSIGURANJA THE HEALTH INSURANCE FUND OPERATIONS		FOND ZA ZAPOSŁJAVANJE THE EMPLOYMENT FUND OPERATIONS		FOND DOPLATKA ZA DJECU THE CHILD BENEFIT FUND OPERATIONS		JAVNO PODUZEĆE "HRVATSKA VODOPRIVREDA" THE PUBLIC WATER MANAGEMENT FUND	
	(000 HRK)	Plan Plan 1999	Ostvarenje Outturn I-VII/1999	Plan Plan 1999	Ostvarenje Outturn I-VII/1999	Plan Plan 1999	Ostvarenje Outturn I-VII/1999	Plan Plan 1999	Ostvarenje Outturn I-VII/1999	Plan Plan 1999
<b>Ukupni prihodi i dotacije</b> <b>Total revenue and grants</b>	<b>19 347 587</b>	<b>10 921 220</b>	<b>12 964 308</b>	<b>6 844 876</b>	<b>929 700</b>	<b>534 430</b>	<b>1 260 000</b>	<b>660 562</b>	<b>1 159 637</b>	<b>640 098</b>
Ukupni prihodi Total revenue	13 118 452	7 209 896	10 378 337	5 806 395	909 000	526 655	0	6 217	773 000	432 583
Tekući prihodi Current revenue	12 968 452	7 136 014	10 377 887	5 806 256	909 000	526 655	0	6 217	772 700	432 389
Porezni prihodi Tax revenue	12 896 952	7 092 319	10 185 422	5 677 451	899 500	501 673	0	5 527	0	0
Neporezni prihodi Nontax revenue	71 500	43 695	192 465	128 805	9 500	24 982	0	690	772 700	432 389
Prihodi od kapitala Capital revenue	150 000	73 882	450	139	0	0	0	0	300	194
Dotacije Grants	6 229 135	3 711 324	2 585 971	1 038 481	20 700	7 775	1 260 000	654 345	386 637	207 515
<b>Ukupni rashodi i posudbe</b> <b>umanjeni za otplate</b> <b>Total expenditure and lending</b> <b>minus repayments</b>	<b>19 347 587</b>	<b>10 922 956</b>	<b>12 964 308</b>	<b>6 925 963</b>	<b>929 700</b>	<b>440 239</b>	<b>1 260 000</b>	<b>655 662</b>	<b>1 305 520</b>	<b>688 016</b>
Ukupni rashodi Total expenditure	19 347 587	10 922 956	12 964 308	6 925 963	929 700	440 239	1 260 000	655 662	1 305 520	688 016
Tekući rashodi Current expenditure	19 317 587	10 917 016	12 834 108	6 842 022	901 804	436 480	1 260 000	655 662	660 000	363 934
Kapitalni rashodi Capital expenditure	30 000	5 940	130 200	83 941	27 896	3 759	0	0	645 520	324 082
Posudbe umanjene za otplate Lending minus repayments	0	0	0	0	0	0	0	0	0	0
<b>Višak na tekućim računima</b> <b>bez dotacija</b> <b>Current account surplus</b> <b>without grants</b>	<b>- 6 349 135</b>	<b>- 3 781 002</b>	<b>- 2 456 221</b>	<b>- 1 035 766</b>	<b>7 196</b>	<b>90 175</b>	<b>- 1 260 000</b>	<b>- 649 445</b>	<b>112 700</b>	<b>68 455</b>
Bruto investicije u fiksni kapital Gross fixed capital formation	0	- 67 942	0	83 802	27 896	3 759	0	0	307 652	179 640
<b>Ukupni manjak/višak</b> <b>Overall deficit/surplus</b>	<b>0</b>	<b>- 1 736</b>	<b>0</b>	<b>- 81 087</b>	<b>0</b>	<b>94 191</b>	<b>0</b>	<b>4 900</b>	<b>- 145 883</b>	<b>- 47 918</b>
<b>Ukupno financiranje</b> <b>Total financing</b>	<b>0</b>	<b>1 736</b>	<b>0</b>	<b>81 087</b>	<b>0</b>	<b>- 94 191</b>	<b>0</b>	<b>- 4 900</b>	<b>145 883</b>	<b>47 918</b>
Strano financiranje Abroad	0	0	0	1 322	0	32 000	0	0	- 55 500	- 13 097
Domaće financiranje Domestic	0	1 736	0	79 765	0	- 126 191	0	- 4 900	201 383	61 015

Izvor: Ministarstvo financija  
Source: Ministry of Finance

**KONSOLIDIRANA SREDIŠNJA DR AVA**  
**CONSOLIDATED CENTRAL GOVERNMENT**

	Nominalne vrijednosti u 000 HRK <i>Nominal values in 000 HRK</i>		
	Ostvarenje <i>Outturn</i> 1998	Plan <i>Plan</i> 1999	Ostvarenje <i>Outturn</i> I-VII/1999
<b>Ukupni prihodi i dotacije</b> <i>Total revenue and grants</i>	<b>65 110 652</b>	<b>69 554 881</b>	<b>34 126 749</b>
Dr avni proračun <i>Budgetary central government</i>	43 808 593	47 908 567	22 098 712
Izvanproračunski fondovi <i>Extrabudgetary funds</i>	21 302 059	21 646 314	12 028 037
1. Fond mirovinskog i invalidskog osiguranja <i>Pension fund</i>	10 713 387	11 269 072	6 188 660
2. Fond zdravstvenog osiguranja <i>Health insurance fund</i>	8 269 030	8 840 482	4 954 408
3. Fond za zapošljavanje <i>Employment fund</i>	718 195	763 760	446 169
4. Fond doplatka za djecu <i>Child benefit fund</i>	542 849	0	6 217
5. "Hrvatska vodoprivreda" <i>Public water management fund</i>	1 058 598	773 000	432 583
<b>Ukupni rashodi i posudbe umanjene za otplate</b> <i>Total expenditure and lending minus repayments</i>	<b>64 228 568</b>	<b>71 030 345</b>	<b>38 090 343</b>
Dr avni proračun <i>Budgetary central government</i>	34 125 447	36 178 467	18 998 707
Izvanproračunski fondovi <i>Extrabudgetary funds</i>	30 103 121	34 851 878	19 091 636
1. Fond mirovinskog i invalidskog osiguranja <i>Pension fund</i>	16 170 417	19 295 469	10 895 711
2. Fond zdravstvenog osiguranja <i>Health insurance fund</i>	10 776 029	12 101 508	6 430 955
3. Fond za zapošljavanje <i>Employment fund</i>	571 227	903 032	429 181
4. Fond doplatka za djecu <i>Child benefit fund</i>	1 032 129	1 260 000	655 662
5. "Hrvatska vodoprivreda" <i>Public water management fund</i>	1 553 319	1 291 870	680 127
<b>Ukupni manjak/višak</b> <i>Overall deficit/surplus</i>	<b>882 084</b>	<b>- 1 475 464</b>	<b>- 3 963 594</b>
Ukupno financiranje <i>Total financing</i>	- 882 084	1 475 464	3 963 594
Strano financiranje <i>Aboard</i>	86 825	3 765 976	3 896 800
Domaće financiranje <i>Domestic</i>	- 968 909	- 2 290 512	66 794

Izvor: Ministarstvo financija  
Source: Ministry of Finance

**RASHODI DR AVNOG PRORAČUNA PO FUNKCIONALNOJ KLASIFIKACIJI**  
**BUDGETARY CENTRAL GOVERNMENT EXPENDITURE BY FUNCTION**

	(Nominalne vrijednosti u 000 HRK) (Nominal values in 000 of HRK)				Udjeli u ukupnim rashodima (%) Share in total expenditure (%)			
	Ostvarenje Otturn 1997	Ostvarenje Otturn 1998	Revidirani proračun Revised budget 1999	Ostvarenje Otturn I-IX/1999	Ostvarenje Otturn 1997	Ostvarenje Otturn 1998	Proračun Budget 1999	Ostvarenje Otturn I-IX/1999
	<b>I. Ukupni rashodi</b> <i>Total expenditure</i>	34 395 182	41 390 372	48 223 465	32 284 301	100,00	100,00	100,00
1. Opće javne slu be <i>General public services</i>	2 182 768	3 382 441	3 551 663	1 996 591	6,30	8,20	7,40	6,20
2. Poslovi i usluge obrane <i>Defense affairs and services</i>	6 990 659	7 373 239	5 801 668	4 103 848	20,30	17,80	12,00	12,70
3. Poslovi javnog reda i sigurnosti <i>Public order and safety affairs</i>	4 169 881	4 251 480	4 431 120	3 328 823	12,10	10,30	9,20	10,30
4. Poslovi i usluge obrazovanja <i>Education affairs and services</i>	4 050 800	4 668 772	5 743 198	4 123 883	11,80	11,30	11,90	12,80
5. Poslovi i usluge zdravstva <i>Health affairs and services</i>	184 758	816 772	802 772	358 265	0,50	2,00	1,70	1,10
6. Socijalno osiguranje i zaštita <i>Social security and welfare aff. and services</i>	6 451 998	8 024 614	10 815 717	7 864 942	18,80	19,40	22,40	24,40
7. Poslovi stanovanja i komunalnih djelatnosti <i>Housing and community amenity aff. &amp; serv.</i>	2 069 451	2 620 402	2 527 025	1 521 613	6,00	6,30	5,20	4,70
8. Rekreativski, kulturni i relig. poslovi i usluge <i>Recreational, cultural and religious aff. and serv.</i>	539 479	576 615	835 369	549 586	1,60	1,40	1,70	1,70
9. Poslovi i usluge vezani za gorivo i energiju <i>Fuel and energy related affairs and services</i>			824	0				
10. Poljoprivreda, šumarstvo, ribolov i lov <i>Agriculture, forestry, fishing, hunting aff. and serv.</i>	616 317	1 103 215	1 115 827	670 622	1,80	2,70	2,30	2,10
11. Rudarstvo, industrija i građevinarstvo <i>Mining, manufacturing, const. aff. and serv.</i>	692 771	728 932	2 639 006	1 891 560	2,00	1,80	5,50	5,90
12. Poslovi i usluge prometa i veza <i>Transport and communicat. aff. and serv.</i>	3 433 519	4 073 080	4 747 557	2 763 203	10,00	9,80	9,80	8,60
13. Ostali ekonomski poslovi i usluge <i>Other economic aff. and services</i>	648 405	548 438	687 959	398 558	1,90	1,30	1,40	1,20
14. Troškovi koji nisu klasificirani u glavne grupe <i>Expenditures not classified by major group</i>	2 364 376	3 222 372	4 523 810	2 712 807	6,90	7,80	9,40	8,40

Izvor: Ministarstvo financija  
Source: Ministry of Finance

**KONSOLIDIRANA OPĆA DR AVA**  
**CONSOLIDATED GENERAL GOVERNMENT**

	Nominalne vrijednosti u 000 HRK <i>Nominal values in 000 HRK</i>				Struktura prihoda i rashoda [%] <i>Revenue and expenditure structure [%]</i>			
	Ostvarenje <i>Outturn</i> 1995	Ostvarenje <i>Outturn</i> 1996	Ostvarenje <i>Outturn</i> 1997	Ostvarenje <i>Outturn</i> 1998	Ostvarenje <i>Outturn</i> 1995	Ostvarenje <i>Outturn</i> 1996	Ostvarenje <i>Outturn</i> 1997	Ostvarenje <i>Outturn</i> 1998
<b>Ukupni prihodi i dotacije</b> <i>Total revenue and grants</i>	<b>47 440 127</b>	<b>54 385 153</b>	<b>60 200 150</b>	<b>72 737 584</b>	<b>100,00</b>	<b>100,00</b>	<b>100,00</b>	<b>100,00</b>
Dr avni proračun <i>Budgetary central government</i>	27 880 779	31 367 481	33 846 123	43 808 593	58,80	57,70	56,20	60,20
Izvan proračunski fondovi <i>Extrabudgetary funds</i>	15 191 309	16 896 135	19 344 741	21 067 716	32,00	31,10	32,10	29,00
1. Fond mirovinskog i invalidskog osiguranja <i>Pension fund</i>	8 646 961	9 503 847	10 926 675	10 591 096	18,20	17,50	18,20	14,60
2. Fond zdravstvenog osiguranja <i>Health insurance fund</i>	4 520 547	5 151 911	5 771 684	8 166 647	9,50	9,50	9,60	11,20
3. Fond za zapošljavanje <i>Employment fund</i>	691 171	673 826	631 959	708 526	1,50	1,20	1,00	1,00
4. Sredstva doplatka za djecu <i>Child benefit fund</i>	782 087	878 500	976 695	542 849	1,60	1,60	1,60	0,70
5. Hrvatska vodoprivreda <i>Public water management fund</i>	550 543	688 051	1 037 728	1 058 598	1,20	1,30	1,70	1,50
Lokalna uprava i samouprava <i>Local government</i>	4 368 039	6 121 537	7 009 286	7 861 275	9,20	11,30	11,60	10,80
<b>Ukupni rashodi i posudbe umanjene za otplate</b> <i>Total expenditure and lending minus repayments</i>	<b>48 139 844</b>	<b>54 784 640</b>	<b>61 697 267</b>	<b>72 059 343</b>	<b>100,00</b>	<b>100,00</b>	<b>100,00</b>	<b>100,00</b>
Dr avni proračun <i>Budgetary central government</i>	26 032 112	27 376 158	29 124 251	33 602 652	54,10	50,00	47,20	46,60
Izvan proračunski fondovi <i>Extrabudgetary funds</i>	17 976 836	21 282 136	25 522 493	30 103 121	37,30	38,80	41,40	41,80
1. Fond mirovinskog i invalidskog osiguranja <i>Pension fund</i>	8 860 687	10 459 776	13 795 119	16 170 417	18,40	19,10	22,40	22,40
2. Fond zdravstvenog osiguranja <i>Health insurance fund</i>	7 083 073	8 357 507	8 742 813	10 776 029	14,70	15,30	14,20	15,00
3. Fond za zapošljavanje <i>Employment fund</i>	445 942	676 184	714 077	571 227	0,90	1,20	1,20	0,80
4. Sredstva doplatka za djecu <i>Child benefit fund</i>	820 581	853 165	1 003 702	1 032 129	1,70	1,60	1,60	1,40
5. Hrvatska vodoprivreda <i>Public water management fund</i>	766 553	935 504	1 266 782	1 553 319	1,60	1,70	2,10	2,20
Lokalna uprava i samouprava <i>Local government</i>	4 130 896	6 126 346	7 050 523	8 353 570	8,60	11,20	11,40	11,60
<b>Ukupni manjak/višak</b> <i>Overall deficit/surplus</i>	<b>- 699 717</b>	<b>- 399 487</b>	<b>- 1 497 117</b>	<b>678 241</b>				

Izvor: Ministarstvo financija, Dr avni zavod za statistiku  
Source: Ministry of Finance, Central Bureau of Statistics

# UNUTARNJI DUG REPUBLIKE HRVATSKE

## DOMESTIC DEBT OF THE REPUBLIC OF CROATIA

STANJE DUGA U '000 HRK (30. RUJNA 1999)  
DEBT STOCK IN '000 HRK (30 SEPTEMBER 1999)

Dug po osnovi: <i>Debt item:</i>	Iznos: <i>Stock:</i>	Dospijeće: <i>Maturity:</i>	Kamata: <i>Interest rate:</i>
Stara devizna štednja <i>Frozen foreign exchange deposits</i>	5 647 059	2005	5,00 %
"Velike obveznice" I <i>Big Bonds - Series I</i>	1 307 060	2011	-
"Velike obveznice" II <i>Big Bonds - Series II</i>	751 029	2011	7,20 %
"Velike obveznice" III <i>Big Bonds - Series III</i>	734 834	2012	7,20 %
"Velike obveznice" IV <i>Big Bonds - Series IV</i>	159 767	2000	12,00 %
Obveznice JDA <i>Bond JDA</i>	0	1999	12,00 %
Obveznice JDB <i>Bond JDB</i>	0	1999	8,00 %
Obveznice za obnovu <i>Reconstruction Bond</i>	22 818	2003	7 - 10 %
Sanacija banaka - Serija I <i>BRA Bonds I</i>	1 063 659	2007	6,00 %
Sanacija banaka - Serija II <i>BRA Bonds II</i>	297 008	2012	5,00 %
Sanacija banaka - Serija III <i>BRA Bonds III</i>	744 093	2012	7,20 %
Sanacija banaka - Serija IV <i>BRA Bonds IV</i>	406 558	2012	5,00 %
Sanacija banaka - Serija V-A <i>BRA Bonds V-A</i>	442 603	2008	6,00 %
Sanacija banaka - Serija V-B <i>BRA Bonds V-B</i>	1 598 403	2008	7,00 %
<b>Srednjoročni i dugoročni dug:</b> <i>Medium and long term debt:</i>	<b>13 174 891</b>		
Trezorski zapisi <i>Treasury Bills</i>	767 400		
Ostali kratkoročni dug <i>Other short-term debt</i>	0		
<b>Kratkoročni dug:</b> <i>Short-term debt:</i>	<b>767 400</b>		
<b>Ukupni dug:</b> <i>Total debt:</i>	<b>13 942 291</b>		

Izvor: Ministarstvo financija  
Source: Ministry of Finance

## REZULTATI AUKCIJA TREZORSKIH ZAPISA MINISTARSTVA FINANCIJA RESULTS OF THE TREASURY BILL'S AUCTIONS HELD BY THE MINISTRY OF FINANCE

Stranim investitorima na aukciji trezorskih zapisa nije dozvoljen direktan pristup. Slijedeća aukcija održat će se 12. listopada 1999., kada će biti ponuđen upis 220 000 000,00 kuna trezorskih zapisa s dospijecom 42 dana.

Foreign investors have no direct access to T-bill auctions. Next auction will be on 12 October 1999 for 42 days' T-bills at the amount of 220 000 000,00 HRK.

Datum aukcije: 14. rujna 1999.  
Date of auction: 14 September 1999  
Iznos i vrsta emisije: 133 600 000,00 HRK - na 42 dana  
Size and type of issue: 133 600 000.00 HRK - 42 days' T-bills

Ukupan iznos pristiglih ponuda: 133 600 000,00 HRK  
Total of bids received: 133 600 000.00 HRK

Vagana prosječna ponuđena cijena: 98,750 uz kamatu od 11,00%  
Weighted average price of the bids received: 98.750 yielding 11.00%

Ostvarena jedinstvena prodajna cijena: 98,750 na 100 HRK uz kamatu od 11,00%  
Uniform price allocation at 98.750 HRK per 100 HRK nominal value, yielding 11.00%

Datum aukcije: 28. kolovoza 1999.  
Date of auction: 28 September 1999  
Iznos i vrsta emisije: 95 200 000,00 HRK - na 42 dana  
Size and type of issue: 95 200 000.00 HRK - 42 days' T-bills

Ukupan iznos pristiglih ponuda: 95 200 000,00 HRK  
Total of bids received: 95 200 000.00 HRK

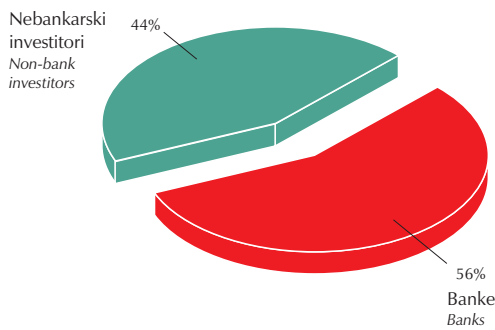
Vagana prosječna ponuđena cijena: 98,750 uz kamatu od 11,00%  
Weighted average price of the bids received: 98.750 yielding 11.00%

Ostvarena jedinstvena prodajna cijena: 98,750 na 100 HRK uz kamatu od 11,00%  
Uniform price allocation at 98.750 HRK per 100 HRK nominal value, yielding 11.00%

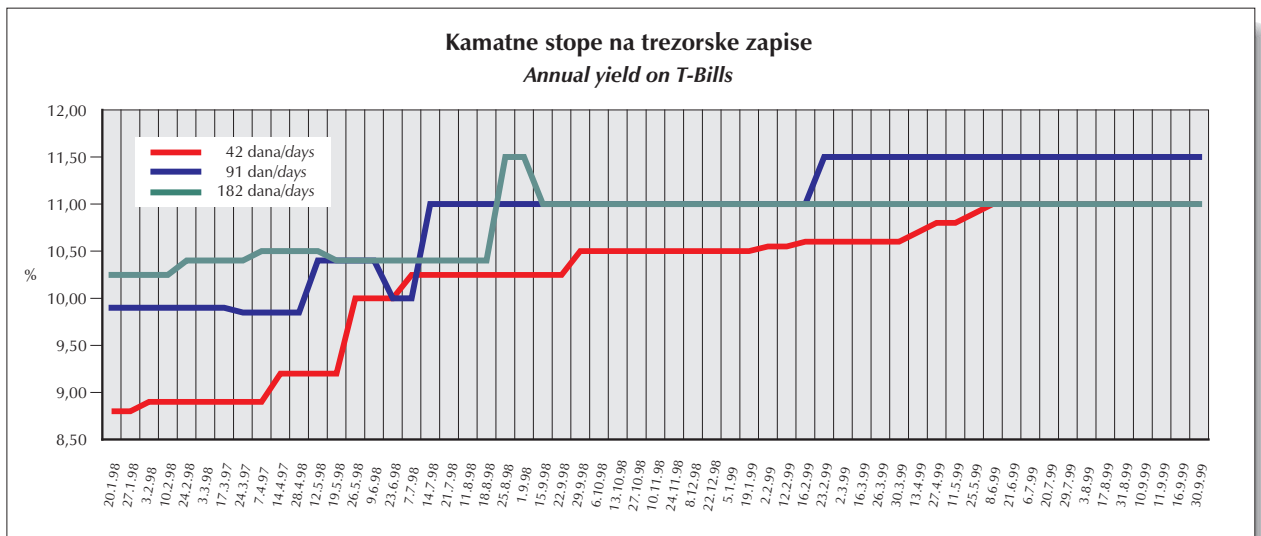
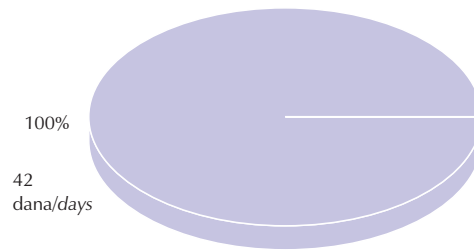
**Obveze po izdanim trezorskim zapisima  
T-Bill's Outstanding Debt**



**Struktura trezorskih zapisa prema kupcima**  
*Structure of bids accepted according to buyers*



**Struktura trezorskih zapisa na dan 12. listopada 1999.**  
*Structure of outstanding T-Bill's on 12 October 1999*



Izvor: Ministarstvo financija  
 Source: Ministry of Finance

**Kalendar objavljivanja za DSBB**  
*Advance Release Calendar*

SDDS kategorija podataka <i>SDDS Data Category</i>	Napomene <i>Notes</i>	Objavljivanje <i>Release</i>			
		Listopad 99 <i>October 99</i>	Studeni 99 <i>November 99</i>	Prosinac 99 <i>December 99</i>	Siječanj 2000 <i>January 2000</i>
Operacije opće dr ave <i>General Government operations</i>	1)				
Operacije središnje dr ave <i>Central Government operations</i>	2)	(8/99)	(9/99)	(10/99)	(11/99)
Dug središnje dr ave <i>Internal Central Government Debt</i>	3)	(9/99)	(10/99)	(11/99)	(12/99)

- 1) Konsolidacija proračuna središnje dr ave, izvanproračunskih fondova i lokalne dr ave prema međunarodnoj metodologiji statistike javnih financija iz 1986.  
*Consolidated state budget, extrabudgetary funds and local government according to GFS 1986.*
- 2) Konsolidacija središnjeg dr avnog proračuna i izvanproračunskih fondova prema međunarodnoj metodologiji statistike javnih financija iz 1986.  
*Consolidated state budget and extrabudgetary funds according to GFS 1986.*
- 3) Stanje unutrašnjeg javnog duga središnje dr ave.  
*Stock of internal public debt of central government.*