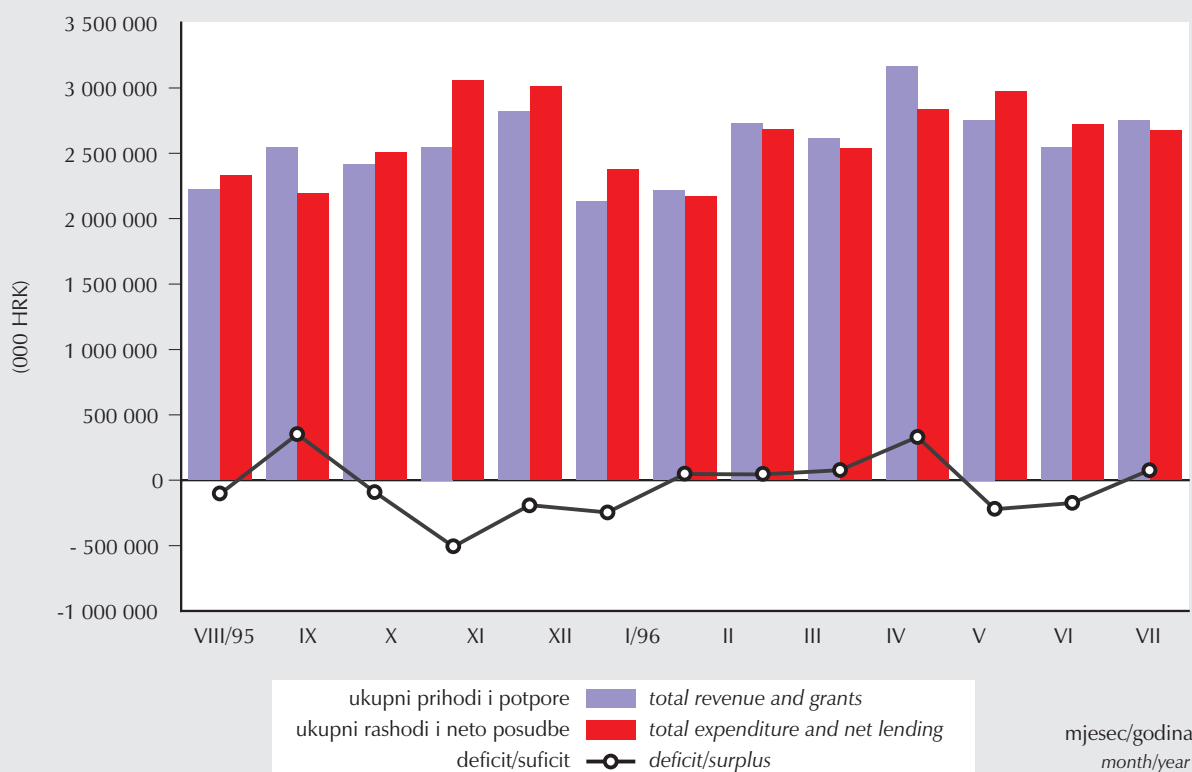




MJESEČNI STATISTIČKI PRIKAZ MINISTARSTVA FINANCIJA broj 11

MONTHLY STATISTICAL REVIEW OF MINISTRY OF FINANCE number 11

UKUPNI MANJAK/VIŠAK SREDIŠNJE DR AVE
OVERALL CENTRAL GOVERNMENT DEFICIT/SURPLUS



CROLEI - NAVJEŠĆUJUĆI POKAZATELJ INDUSTRIJSKE PROIZVODNJE

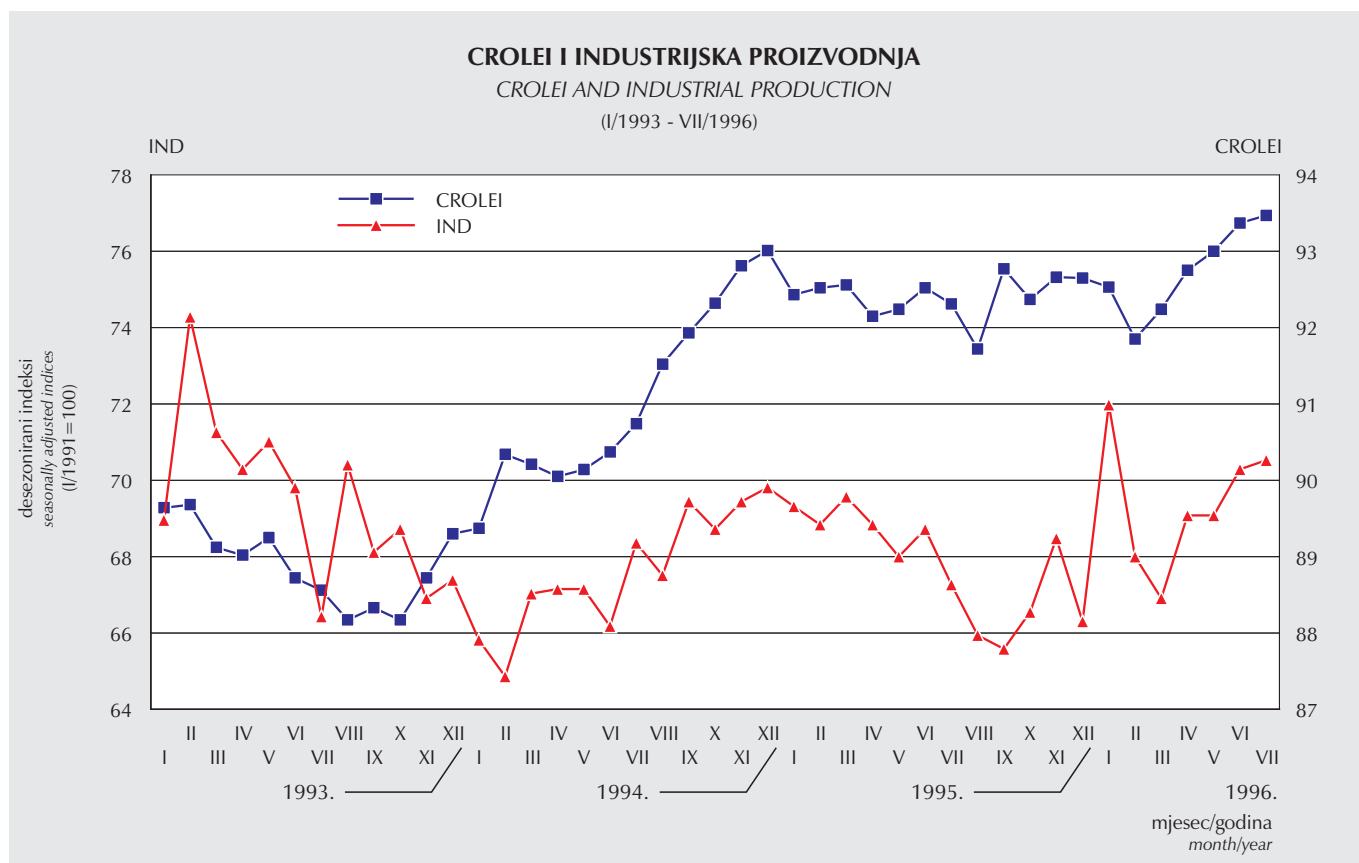
Upotrebom tzv. navješćujućih indikatora Ekonomski Institut - Zagreb i Ministarstvo financija izrađuju kompozitni indeks CROLEI za kratkoročno prognoziranje kretanja gospodarske aktivnosti u Hrvatskoj. **CROLEI (CROatian Leading Economic Indicator)** indeks temelji se na metodologiji razvijenoj u američkom National Bureau of Economic Research, pri čemu se kao referentna serija koristi indeks industrijske proizvodnje. Ovaj pokazatelj odrađava kretanje slijedećih deset navješćujućih pokazatelja: indeks fizičkog obujma zaliha sirovina kod proizvođača u industriji, broj korisnika novčane naknade zbog nezaposlenosti, izvršeni sati rada u graditeljstvu, vrijednost ugovorenih građevinskih radova u zemlji-ukupno, promet u trgovini na malo, promet u trgovini na veliko, uvoz repromaterijala, materijalni rashodi neprivrede, primanja stanovništva od prodaje proizvoda i usluga, novčana masa, M1.

CROLEI indeks navješćuje trend industrijske proizvodnje i globalne ekonomske aktivnosti oko **5-6 mjeseci** unaprijed. Uzastopan rast vrijednosti CROLEI indeksa u posljednjih pet opažanja pokazuje da se već nalazimo u fazi snažnog rasta industrijske proizvodnje. Ovakovo kretanje, također, s visokom sigurnošću najavljuje daljnji rast industrijske proizvodnje u nadolazećim mjesecima.

CROLEI - LEADING INDICATOR OF INDUSTRIAL PRODUCTION

CROLEI (Croatian Leading Economic Indicator), the composite index aimed at forecasting global economic activity is a joint product of Institute of Economics-Zagreb and the Croatian Ministry of Finance. CROLEI is computed according to National Bureau of Economic Research methodology, using the index of industrial production as referent data. This indicator is calculated on the basis of ten following leading indicators: Index of total volume of raw materials' stocks in industry, Number of unemployment compensation beneficiaries, Effective work hours in construction, Total value of contracted domestic construction projects, Retail turnover, Wholesale turnover, Imports of intermediate goods, Expenditures in non-production activities, Household revenues from sales of goods and services, Money stock, M1.

CROLEI index announces a trend in the industrial and overall economic activity about **5-6 months** in advance. A continuous increase in the last five observations of the CROLEI index show that industrial production has entered into the expansion phase. Therefore, further increase in industrial production can be expected during the following months.



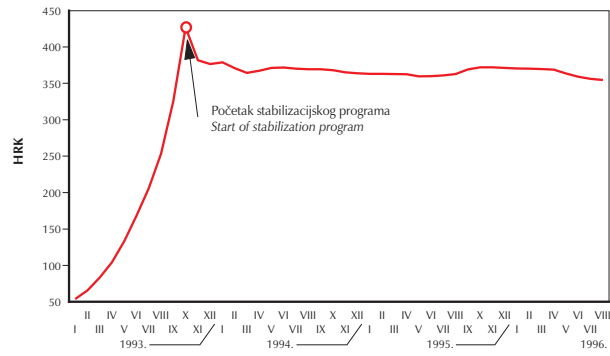
GODIŠNJI INDEKSI OSNOVNIH MAKROEKONOMSKIH POKAZATELJA
ANNUAL INDICES OF BASIC MACROECONOMIC INDICATORS

	1994. 1993.	1995. 1994.	I.-VI. 1996. I.-VI. 1995.	I.-VII. 1996. I.-VII. 1995.
Fizički obujam industrijske proizvodnje <i>Total volume of production in mining and industry</i>	97,3	100,3	100,6	100,4
Promet u trgovini na malo <i>Turnover in retail trade</i>	220,6	112,5	112,1	114,1
Realni promet u trgovini na malo <i>Real turnover in retail trade</i>	113,2	112,5	109,6	111,3
Cijena industrijskih proizvoda pri proizvođačima <i>Manufacturer's prices for industrial products</i>	177,6	100,7	101,4	101,5
Cijene na malo, godišnji prosjek <i>Retail prices, year average</i>	197,6	102,0	103,4	103,5
Troškovi života, godišnji prosjek <i>Cost of living, year average</i>	207,2	104,0	104,0	104,3
Ukupan broj zaposlenih ¹⁾ <i>Total number of employees</i>	94,7	95,5	100,6	94,9
Ukupan broj nezaposlenih, godišnji prosjek <i>Total number of unemployed, annual average</i>	97,0	98,9	108,0	108,1
Prosječne mjesečne neto plaće, ukupno <i>Average monthly net wages and salaries, total</i>	237,1	145,8	109,8	109,0
Privreda <i>Goods and services sector</i>	236,6	145,1	111,2	110,3
Neprivreda <i>Education, health and government</i>	236,2	146,8	105,7	105,4
Noćenja turista, ukupno <i>Nights spent by tourists, total</i>	154,7	64,5	123,0	136,4

1) U ukupan broj zaposlenih nisu uključeni individualni poljoprivrednici i zaposleni u Ministarstvu obrane i Ministarstvu unutarnjih poslova.
 1) Employees at Ministries of Internal Affairs and Defence, as well as independent farmers are not included.

Izvor: Dr avni zavod za statistiku, Zavod za platni promet
 Source: Central Bureau of Statistics, Institute for Payment

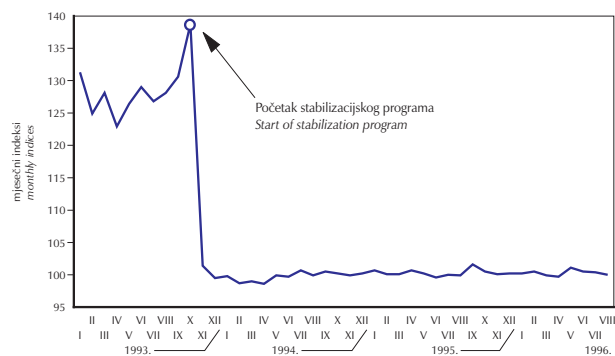
PROSJEČNI MJESEČNI TEČAJ NARODNE BANKE HRVATSKE
AVERAGE MONTHLY NBC EXCHANGE RATE
 100 DEM = HRK



Izvor: Narodna banka Hrvatske
 Source: National Bank of Croatia

mjesec/godina
 month/year

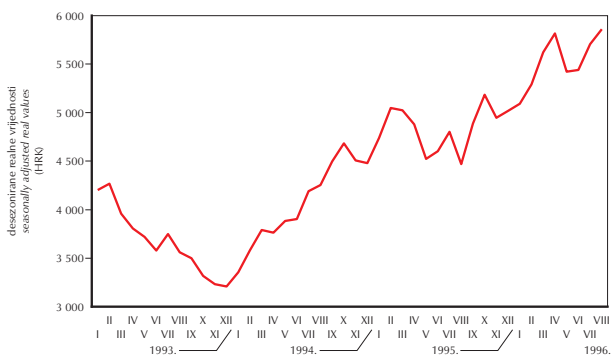
CIJENE NA MALO
RETAIL PRICES



Izvor: Dr avni zavod za statistiku
 Source: Central Bureau of Statistics

mjesec/godina
 month/year

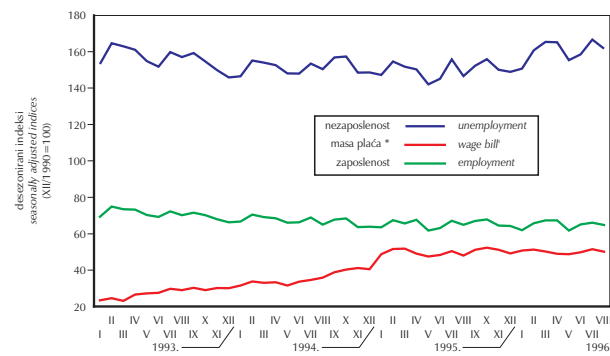
PROMET U TRGOVINI NA MALO
RETAIL TRADE



Izvor: Dr avni zavod za statistiku
 Source: Central Bureau of Statistics

mjesec/godina
 month/year

ZAPOSENOST, NEZAPOSENOST I MASA PLAĆA
EMPLOYMENT, UNEMPLOYMENT AND WAGE BILL

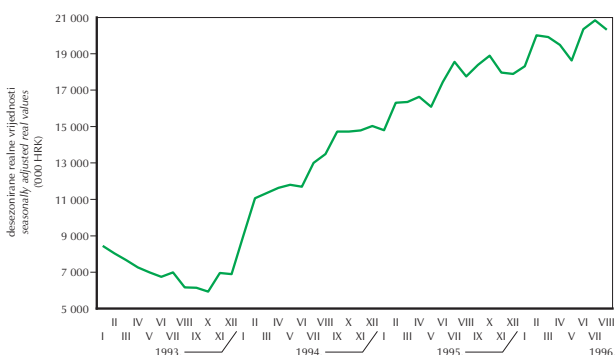


*masa plaća je deflacirana indeksom cijena na malo XII/1990=100
 *wage bill are deflated by index of retail prices XII/1990=100

Izvor: DZS, Ministarstvo rada i socijalne skrbi
 Source: CBS, Ministry of Labour

mjesec/godina
 month/year

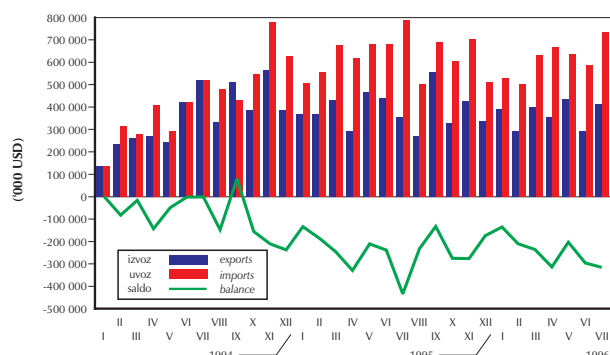
NOVČANA MASA M1
MONEY STOCK M1



Izvor: Narodna banka Hrvatske
 Source: National Bank of Croatia

mjesec/godina
 month/year

ROBNA RAZMJENA S INOZEMSTVOM
MERCHANDISE EXPORTS AND IMPORTS



Izvor: Dr avni zavod za statistiku
 Source: Central Bureau of Statistics

mjesec/godina
 month/year

OSTVARENJE PRORAČUNA SREDIŠNJE DR AVE
OUTTURN OF CENTRAL GOVERNMENT BUDGET

	Nominalne vrijednosti u 000 HRK <i>Nominal values in 000 HRK</i>			Udio u proračunu [%] <i>Share in budget [%]</i>				I-VII/1996 I-VII/1995
	Proračun <i>Budget</i> 1996	Ostvarenje <i>Outturn</i> VII/1996	Ostvarenje <i>Outturn</i> I-VII/1996	VII/1996	I-VII/1996	VII/1995	I-VII/1995	
Ukupni prihodi i potpore <i>Total revenue and grants</i>	31 085 318	2 546 079	18 155 787	8,19	58,41	8,21	52,00	117,68
Ukupni prihodi <i>Total revenue</i>	31 085 318	2 546 079	18 155 787	8,19	58,41	8,24	52,17	117,68
Tekući prihodi <i>Current revenue</i>	30 147 318	2 527 583	17 271 446	8,38	57,29	8,55	54,16	112,80
Porezni prihodi <i>Tax revenue</i>	29 075 638	2 422 330	16 286 861	8,33	56,02	8,60	54,42	109,65
Porezi na dohodak <i>Taxes on individual income</i>	3 736 841	371 498	2 313 666	9,94	61,92	11,72	61,35	123,59
Porez na profit <i>Taxes on profits</i>	1 114 591	67 805	806 936	6,08	72,40	7,06	68,32	118,47
Porezi na imovinu <i>Taxes on property</i>	157 288	14 886	93 956	9,46	59,74	9,56	66,01	117,21
Porezi na promet dobara i usluga <i>General sales taxes</i>	14 228 564	1 189 124	7 706 103	8,36	54,16	7,88	52,00	106,81
Trošarine <i>Excises</i>	5 406 030	406 877	3 044 654	7,53	56,32	8,25	51,11	113,77
Porezi na međunarodnu trgovinu <i>Taxes on international trade</i>	4 399 788	369 196	2 302 417	8,39	52,33	9,57	58,07	101,13
Ostali porezi <i>Other taxes</i>	32 536	2 944	19 129	9,05	58,79	8,54	58,83	36,13
Neporezni prihodi <i>Nontax revenue</i>	1 071 680	105 253	984 585	9,82	91,87	7,08	46,75	214,90
Prihodi od kapitala <i>Capital revenue</i>	938 000	18 496	884 341	1,97	94,28	1,56	8,97	758,23
Dotacije <i>Grants</i>	0	0	0	0,00	0,00	0,00	0,00	0,00
Ukupni rashodi i posudbe umanjene za otplate <i>Total expenditure and lending minus repayments</i>	33 268 311	2 719 918	18 298 057	8,18	55,00	8,75	52,35	117,28
Ukupni rashodi <i>Total expenditure</i>	31 621 691	2 649 363	17 916 548	8,38	56,66	8,95	53,49	115,68
Tekući rashodi <i>Current expenditure</i>	26 387 038	2 159 006	15 900 018	8,18	60,26	9,10	56,71	110,19
Rashodi za dobra i usluge <i>Expenditure on goods and services</i>	19 891 078	1 662 126	12 229 446	8,36	61,48	8,51	57,45	103,24
Plaćanje kamata <i>Interest payments</i>	1 450 598	169 834	814 436	11,71	56,14	18,54	57,31	110,13
Subvencije i ostali tekući transferi <i>Subsidies and other current transfers</i>	5 045 362	327 046	2 856 136	6,48	56,61	9,11	52,18	154,92
Kapitalni rashodi <i>Capital expenditure</i>	5 234 653	490 357	2 016 530	9,37	38,52	7,84	30,13	190,44
Posudbe umanjene za otplate <i>Lending minus repayments</i>	1 646 620	70 555	381 509	4,28	23,17	2,15	13,46	334,18
Višak na tekućim računima bez dotacija <i>Current account surplus without grants</i>	3 760 280	368 577	1 371 428	9,80	36,47	3,61	31,19	155,33
Ukupni manjak/višak <i>Overall deficit/surplus</i>	-2 182 993	- 173 839	- 142 270	7,96	6,52	129,15	130,71	81,99
Ukupno financiranje <i>Total financing</i>	2 182 993	173 839	142 270	7,96	6,52	129,15	130,71	81,99
Strano financiranje <i>Abroad</i>	2 766 442	39 863	148 478	1,44	5,37	6,94	22,23	94,11
Domaće financiranje <i>Domestic</i>	- 583 449	133 976	- 6 208	- 22,96	1,06	- 21,18	- 2,73	- 39,38

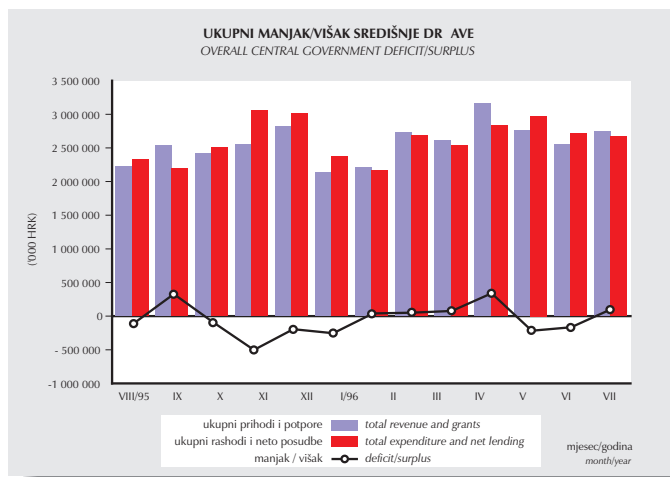
Izvor: Ministarstvo financija
Source: Ministry of Finance

RAZLIČITE MJERE MANJKA/VIŠKA SREDIŠNJEG DR AVNOG PRORAČUNA MEASURES OF CENTRAL GOVERNMENT BUDGET DEFICIT/SURPLUS

KONVENCIONALNI UKUPNI MANJAK/VIŠAK SREDIŠNJE DR AVE ('000 HRK)
(ukupni prihodi i potpore minus ukupni rashodi i posudbe umanjani za otplate)

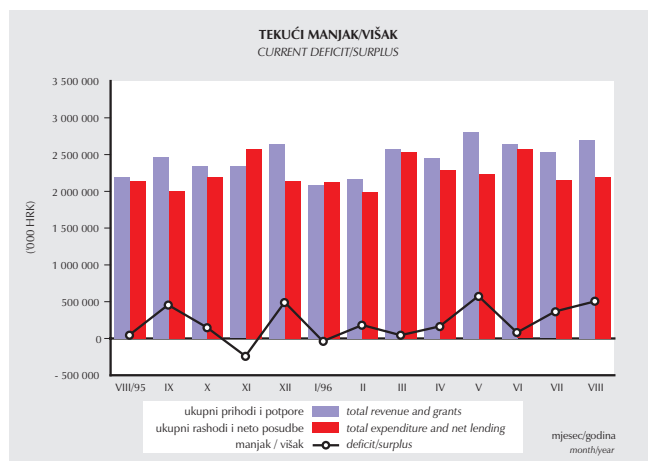
CONVENTIONAL OVERALL CENTRAL GOVT DEFICIT/SURPLUS ('000 HRK)
(total revenue and grants minus total expenditures and lending minus repayments)

	Ukupni prihodi i potpore <i>Total revenue and grants</i>	Ukupni rashodi i posudbe umanjani za otplate <i>Total expenditures and lending minus repayments</i>	Ukupni manjak/višak <i>Overall deficit/surplus</i>
VIII/95	2 221 584,00	2 327 593,00	- 106 009,00
IX	2 542 056,00	2 189 605,00	352 451,00
X	2 415 239,00	2 506 091,00	- 90 852,00
XI	2 549 353,00	3 057 087,00	- 507 734,00
XII	2 823 934,00	3 013 666,00	- 189 732,00
I/96	2 133 421,00	2 380 269,00	- 246 848,00
II	2 215 805,00	2 168 710,00	47 095,00
III	2 726 745,00	2 682 543,00	44 202,00
IV	2 612 123,00	2 535 342,00	76 781,00
V	3 167 522,00	2 836 715,00	330 807,00
VI	2 754 092,00	2 974 560,00	- 220 468,00
VII	2 546 079,00	2 719 918,00	- 173 839,00
VIII	2 750 052,00	2 671 580,00	78 472,00



TEKUĆI MANJAK/VIŠAK SREDIŠNJE DR AVE ('000 HRK)
(tekući prihodi minus tekući rashodi)

CURRENT CENTRAL GOVERNMENT DEFICIT/SURPLUS ('000 HRK)
(current revenue minus current expenditures)

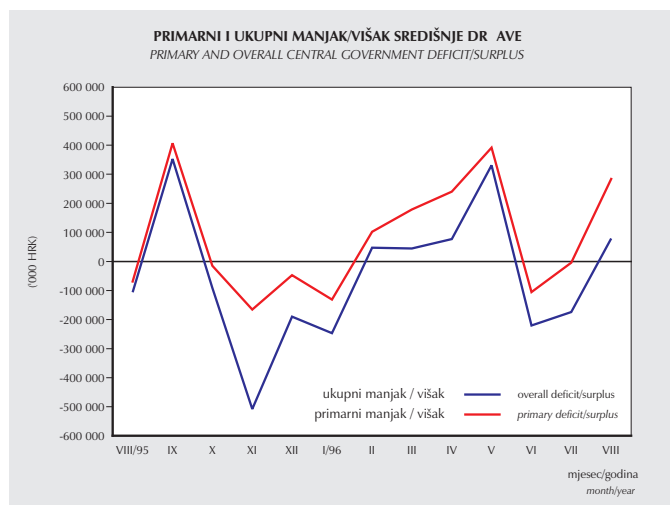


	Tekući prihodi <i>Current revenue</i>	Tekući rashodi <i>Current expenditure</i>	Tekući manjak/višak <i>Current deficit/surplus</i>
VIII/95	2 191 907,00	2 144 977,00	46 930,00
IX	2 464 021,00	2 008 390,00	455 631,00
X	2 341 650,00	2 197 717,00	143 933,00
XI	2 338 480,00	2 576 826,00	- 238 346,00
XII	2 639 081,00	2 147 182,00	491 899,00
I/96	2 084 954,00	2 126 185,00	-41 231,00
II	2 172 566,00	1 985 773,00	183 793,00
III	2 576 631,00	2 537 320,00	39 311,00
IV	2 452 298,00	2 290 175,00	162 123,00
V	2 810 358,00	2 232 215,00	578 143,00
VI	2 645 006,00	2 569 344,00	75 662,00
VII	2 527 583,00	2 159 006,00	368 577,00
VIII	2 702 859,00	2 194 908,00	507 951,00

PRIMARNI MANJAK/VIŠAK SREDIŠNJE DR AVE ('000 HRK)
(ukupni deficit/suficit plus plaćanja kamata)

PRIMARY CENTRAL GOVT DEFICIT/SURPLUS ('000 HRK)
(overall deficit/surplus plus interest payments)

	Ukupni manjak/višak <i>Overall deficit/surplus</i>	Plaćanje kamata <i>Interest payments</i>	Primarni manjak/višak <i>Primary deficit/surplus</i>
VIII/95	-106 009,00	37 277,00	- 68 732,00
IX	352 451,00	54 039,00	406 490,00
X	- 90 852,00	76 039,00	- 14 813,00
XI	- 507 734,00	342 143,00	- 165 591,00
XII	- 189 732,00	143 042,00	- 46 690,00
I/96	- 246 848,00	116 008,00	-130 840,00
II	47 095,00	55 012,00	102 107,00
III	44 202,00	134 467,00	178 669,00
IV	76 781,00	163 227,00	240 008,00
V	330 807,00	60 576,00	391 383,00
VI	- 220 468,00	115 312,00	- 105 156,00
VII	- 173 839,00	169 834,00	- 4 005,00
VIII	78 472,00	205 316,00	283 788,00



KOTACIJA OBVEZNICA JDA 95-1 NA ZAGREBAČKOJ BURZI
TRADING WITH BONDS JDA 95-1 ON THE ZAGREB STOCK EXCHANGE

Obveznice Republike Hrvatske JDA 95-1 i JDB izdane su u sljedećim apoenima:
Bonds of the Republic of Croatia JDA 95-1 and JDB were issued in the following notes:

1. JDA 001 - 1 000 DEM, izdano 4 700 obveznica / JDA 001 - 1 000 DM, 4 700 bonds issued
2. JDA 005 - 5 000 DEM, izdano 1 800 obveznica / JDA 005 - 5 000 DM, 1 800 bonds issued
3. JDA 010 - 10 000 DEM, izdano 1 500 obveznica / JDA 010 - 10 000 DM, 1 500 bonds issued
4. JDA 050 - 50 000 DEM, izdano 1 500 obveznica / JDA 050 - 50 000 DM, 1 500 bonds issued
5. JDA 100 - 100 000 DEM, izdano 500 obveznica / JDA 100 - 100 000 DM, 500 bonds issued

MJESEČNO IZVJEŠĆE O PROMETU I CIJENAMA OBVEZNICA REPUBLIKE HRVATSKE NA ZAGREBAČKOJ BURZI ZA SRPANJ
MONTHLY REPORT ON INCOME AND PRICE OF BONDS OF THE REPUBLIC OF CROATIA ON THE ZAGREB STOCK EXCHANGE - JULY

Obveznice Bonds	Minimalna cijena u % nominalne Minimum price as % of nominal value	Maksimalna cijena u % nominalne Maximum price as % of nominal value	Broj prodanih obveznica The number of bonds sold	Promet po obveznici (HRK) Income per bond (HRK)
JDA 001	112 %	112 %	655	2 606 774
JDA 005	112 %	112 %	98	1 950 106
JDA 010	112 %	112 %	84	3 343 039
JDA 050	112 %	112 %	40	7 956 470
JDA 100	112 %	112 %	37	14 718 997
				<u>30 575 386</u>

MJESEČNO IZVJEŠĆE O PROMETU I CIJENAMA OBVEZNICA REPUBLIKE HRVATSKE NA ZAGREBAČKOJ BURZI ZA KOLOVOZ
MONTHLY REPORT ON INCOME AND PRICE OF BONDS OF THE REPUBLIC OF CROATIA ON THE ZAGREB STOCK EXCHANGE - AUGUST

Obveznice Bonds	Minimalna cijena u % nominalne Minimum price as % of nominal value	Maksimalna cijena u % nominalne Maximum price as % of nominal value	Broj prodanih obveznica The number of bonds sold	Promet po obveznici (HRK) Income per bond (HRK)
JDA 001	114,50 %	114,50 %	30	121 627
JDA 005	114,50 %	114,50 %	10	202 711
JDA 010	114,50 %	114,50 %	20	810 843
JDA 050	114,50 %	114,43 %	14	2 861 421
JDA 100	114,50 %	114,43 %	22	8 974 039
				<u>12 970 641</u>

U rujnu se prvi put počelo trgovati nematerijaliziranim obveznicama JDB, 2. anuitet.
Maksimalna ostvarena cijena u postotku nominalne je u prvoj transakciji iznosila 101,07 %.

*In September the first non-materialized bonds JDB, 2nd anuity, have been traded.
The maximum price as a percentage of the nominal value in first transaction was 101,07 %.*

Ispravak greške iz publikacije broj 10 (stranica 6): kredit NBH-III iznosi 78 750 tisuća DEM i godina dospjeća je 1997.
Također je skala na grafovima stare devizne štednje zabunom uvećana za jednu nulu.

*Correction of errors in 10th publication (page 6): NBC credit-III is 78 750 thousands DEM and maturity is 1997.
Also, the scale on the charts of the frozen foreign exchange deposits lacked for one decimal point.*

REZULTATI AUkcIJE TREZORSKIH ZAPISA MINISTARSTVA FINANCIJA RESULTS OF THE FIRST TREASURY BILL'S AUCTION HELD BY THE MINISTRY OF FINANCE

U rujnu su održane dvije aukcije trezorskih zapisa Ministarstva financija. Stranim investitorima na aukcije trezorskih zapisa nije dozvoljen direktan pristup. Rezultati aukcija su sljedeći:

There have been two treasury bill's auctions held by the Ministry of Finance in September. Foreign investors have no direct access to T-bill auctions. The results are following:

Datum aukcije: 03. rujna 1996.
Date of auction: 03 September 1996
Iznos i vrsta emisije: 80 000 000,00 HRK - na 45 dana
Size and type of issue: 80 000 000,00 HRK - 45 days T-bills

Ukupan iznos pristiglih ponuda: 190 500 000,00 HRK:
Total of bids received: 190 500 000,00 HRK
Ukupan iznos prihvaćenih ponuda: 120 000 000,00 HRK
Total of bids accepted: 120 000 000,00 HRK

Vagana prosječna ponuđena cijena: 98 775,00 uz kamatu od 10,06 %
Weighted average price of the bids received: 98 775,00 yielding 10,06%

Ostvarena jedinstvena prodajna cijena: 98 728,00 na 100 HRK uz kamatu od 10,00 %
Uniform price allocation at 98 728,00 HRK per 100 HRK nominal value, yielding 10,00 %.

Datum aukcije: 17. rujna 1996.
Date of auction: 17 September 1996
Iznos i vrsta emisije: 50 000 000,00 HRK - na 91 dan
Size and type of issue: 50 000 000,00 HRK - 91 days T-bills

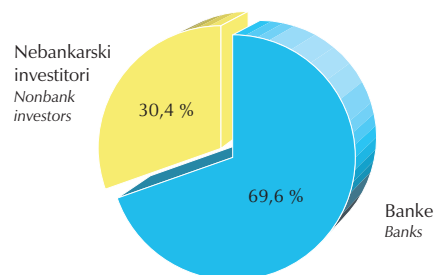
Ukupan iznos pristiglih ponuda: 161 300 000,00 HRK:
Total of bids received: 161 300 000,00 HRK
Ukupan iznos prihvaćenih ponuda: 120 000 000,00 HRK
Total of bids accepted: 120 000 000,00 HRK

Vagana prosječna ponuđena cijena: 97 646,00 uz kamatu od 9,67 %
Weighted average price of the bids received: 97 646,00 yielding 9,67 %

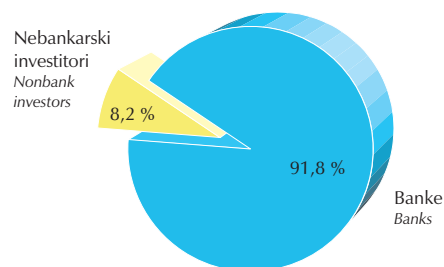
Ostvarena jedinstvena prodajna cijena: 97 686,00 na 100 HRK uz kamatu od 9,50 %
Uniform price allocation at 97 686,00 HRK per 100 HRK nominal value, yielding 9,50 %.

STRUKTURA UPISANIH TREZORSKIH ZAPISA PREMA KUPCIMA: STRUCTURE OF BIDS ACCEPTED ACCORDING TO BUYERS:	03. 09. 1996.		17. 09. 1996.	
Banke: / Banks:	83 504 348	69,6 %	110 200 000	91,8 %
Nebankarski investitori: / Nonbank investors:	36 495 625	30,4 %	9 800 000	8,2 %
Ukupno: / Total:	120 000 000	100,0 %	120 000 000	100,0 %

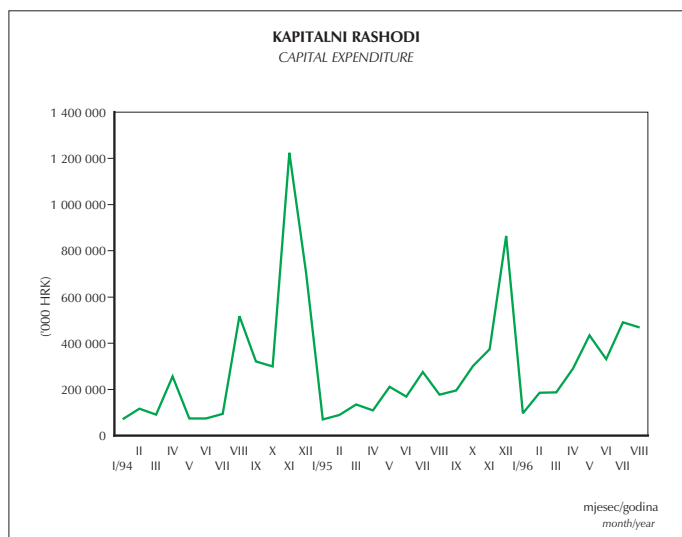
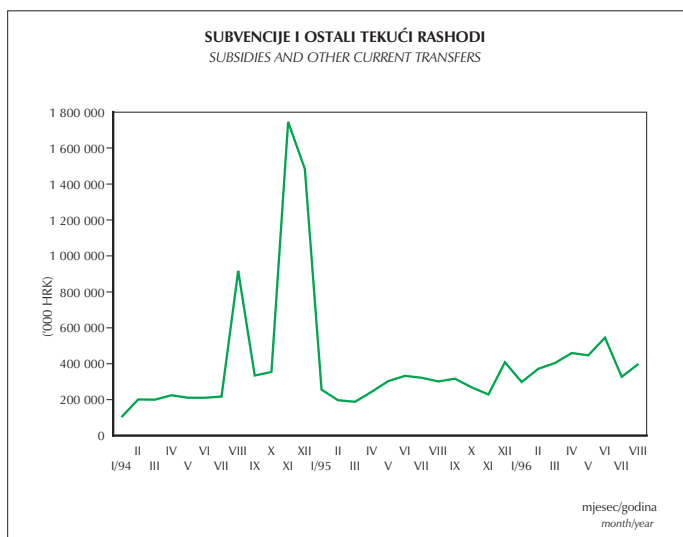
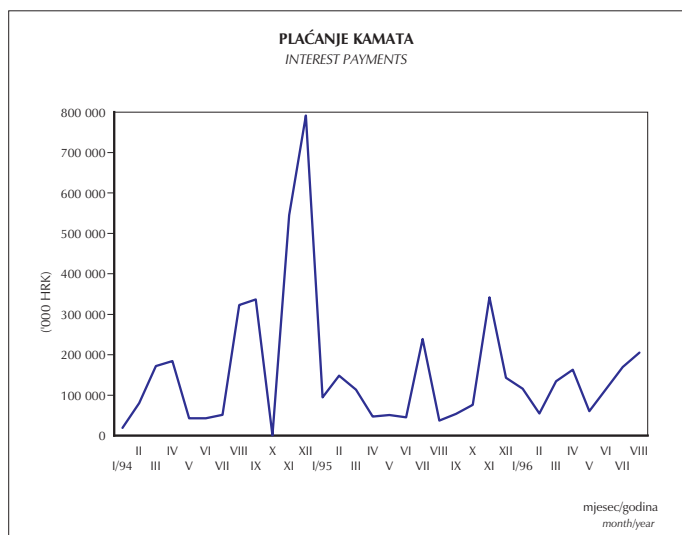
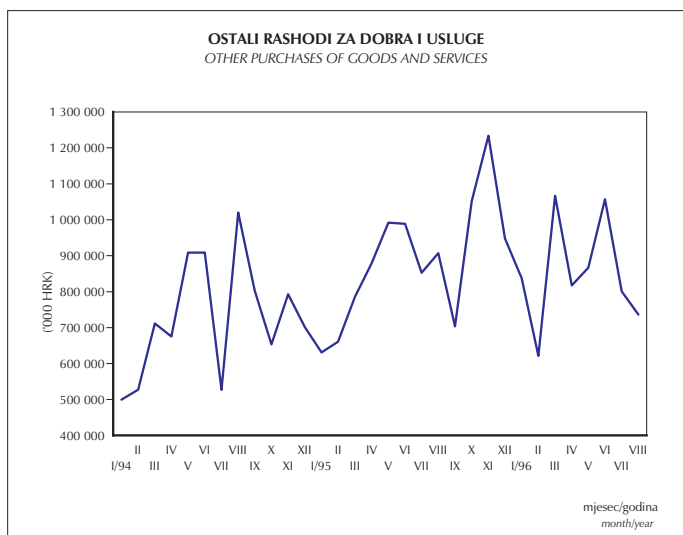
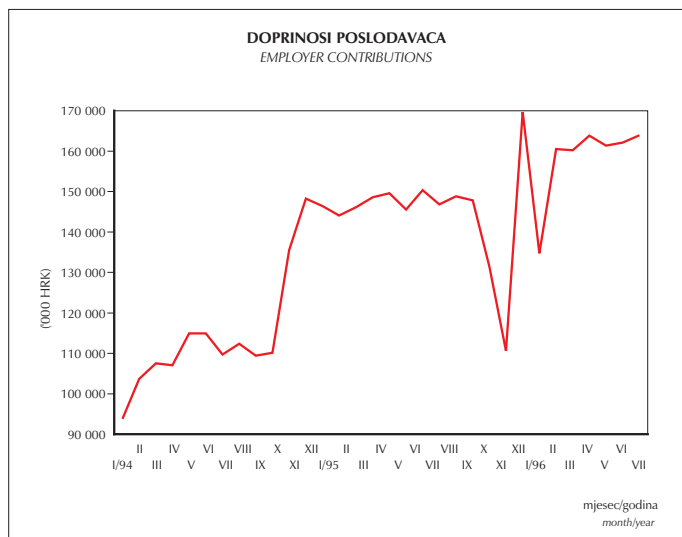
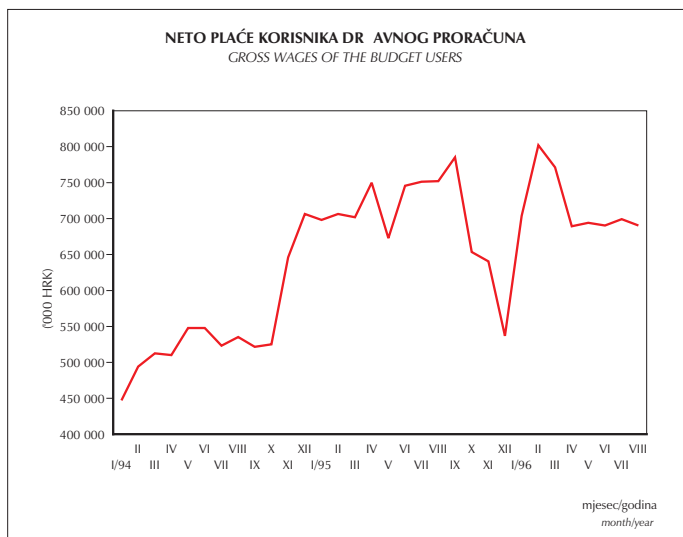
Aukcija trezorskih zapisa na 45 dana
45 days T-Bill's Auction



Aukcija trezorskih zapisa na 91 dana
91 days T-Bill's Auction

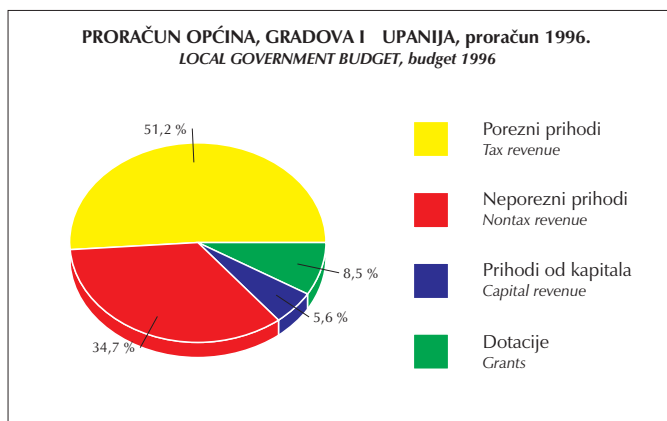
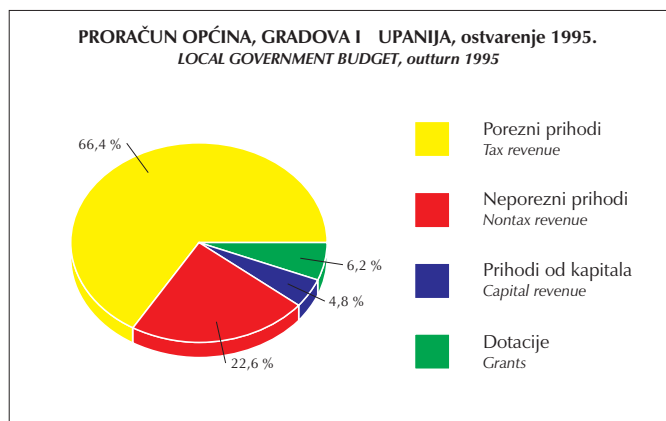


RASHODI DR AVNOG PRORAČUNA U 1994., 1995. I 1996. GODINI CENTRAL GOVERNMENT EXPENDITURES IN 1994, 1995 AND 1996



OSTVARENJE PRORAČUNA OPĆINA, GRADOVA I UPANIJA
OUTTURN OF LOCAL GOVERNMENT BUDGET

Nominalne vrijednosti u 000 HRK <i>Nominal values in 000 HRK</i>	Ostvarenje 1995. <i>Outturn 1995</i>				Proračun 1996. <i>Budget 1996</i>			
	Općine <i>Municipalities</i>	Gradovi <i>Cities</i>	u panije <i>Counties</i>	Ukupno <i>Total</i>	Općine <i>Municipalities</i>	Gradovi <i>Cities</i>	u panije <i>Counties</i>	Ukupno <i>Total</i>
Ukupni prihodi i potpore <i>Total revenue and grants</i>	848 667	3 211 681	569 801	4 630 149	1 184 175	4 958 187	734 422	6 876 784
Ukupni prihodi <i>Total revenue</i>	749 535	3 169 624	426 200	4 345 176	967 399	4 836 782	487 968	6 291 849
Tekući prihodi <i>Current revenue</i>	715 627	2 993 910	412 886	4 122 423	909 766	4 527 146	473 012	5 909 924
Porezni prihodi <i>Tax revenue</i>	392 556	2 396 934	284 623	3 074 113	444 524	2 746 546	331 223	3 522 293
Neporezni prihodi <i>Nontax revenue</i>	323 071	596 976	128 263	1 048 310	465 243	1 780 600	141 789	2 387 631
Prihodi od kapitala <i>Capital revenue</i>	33 725	175 714	13 313	222 753	57 633	309 336	14 956	381 925
Dotacije <i>Grants</i>	99 314	42 058	143 601	284 973	216 776	121 705	246 455	584 935
Ukupni rashodi i posudbe umanjene za otplate <i>Total expenditure and lending minus repayments</i>	774 704	3 103 485	538 961	4 417 150	1 160 262	5 036 057	732 072	6 928 392
Ukupni rashodi <i>Total expenditure</i>	769 398	3 070 937	533 763	4 374 098	1 156 370	5 032 242	731 672	6 920 284
Tekući rashodi <i>Current expenditure</i>	531 063	2 443 877	408 170	3 383 110	724 519	3 586 655	585 558	4 896 733
Kapitalni rashodi <i>Capital expenditure</i>	238 335	627 060	125 593	990 988	431 851	1 445 587	146 114	2 023 552
Posudbe umanjene za otplate <i>Lending minus repayments</i>	5 306	32 547	5 198	43 052	3 892	3 815	400	8 108
Višak na tekućim računima bez dotacija <i>Current account surplus without grants</i>	184 564	550 033	4 717	739 313	185 247	940 491	-112 546	1 013 192
Ukupni manjak/višak <i>Overall deficit/surplus</i>	73 963	108 197	- 142 270	212 999	23 913	-77 870	2 350	-51 608



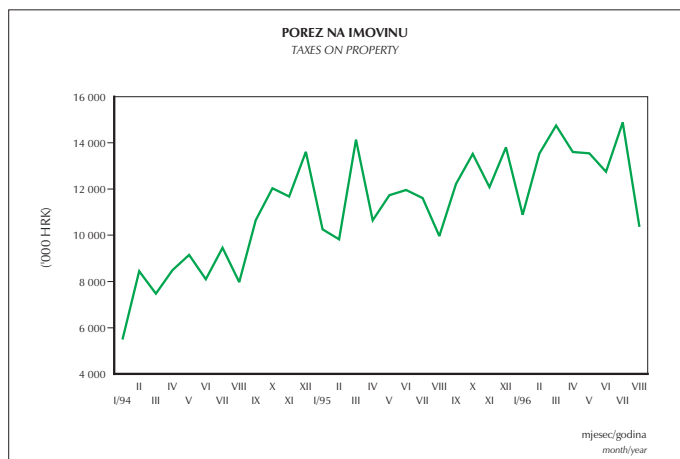
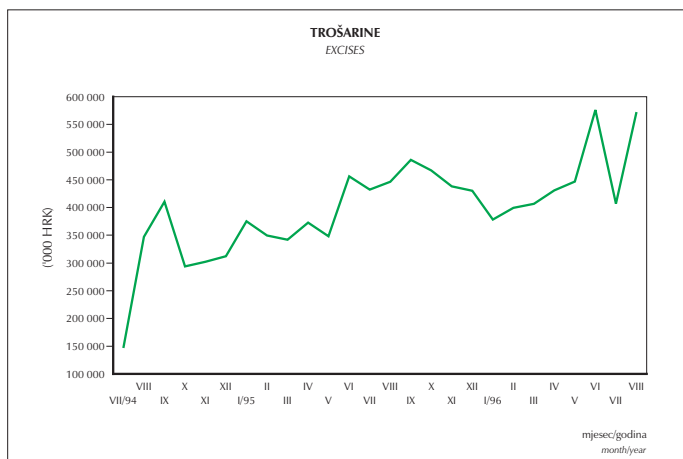
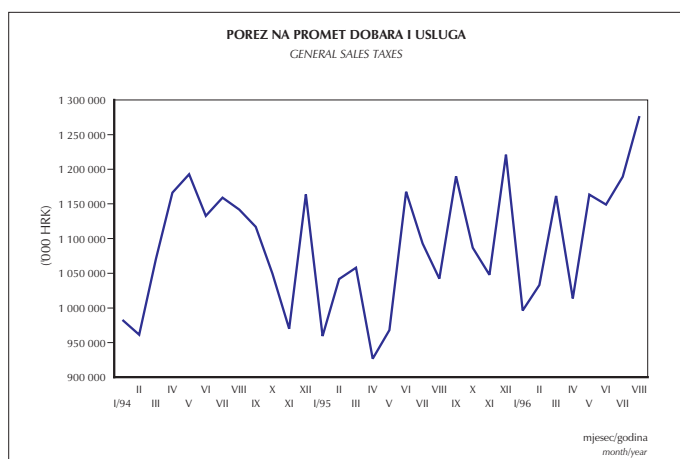
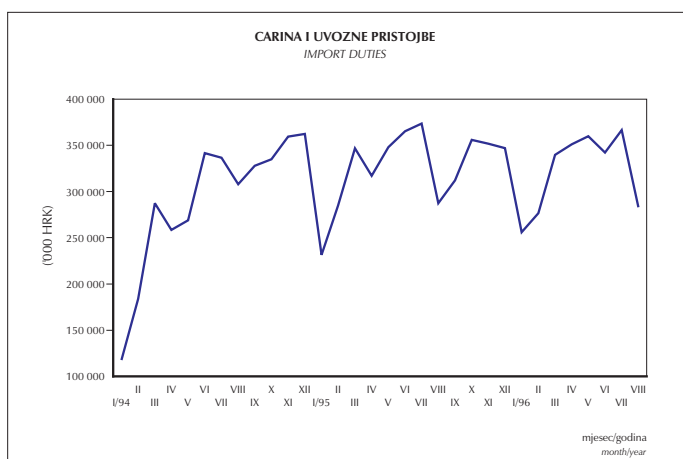
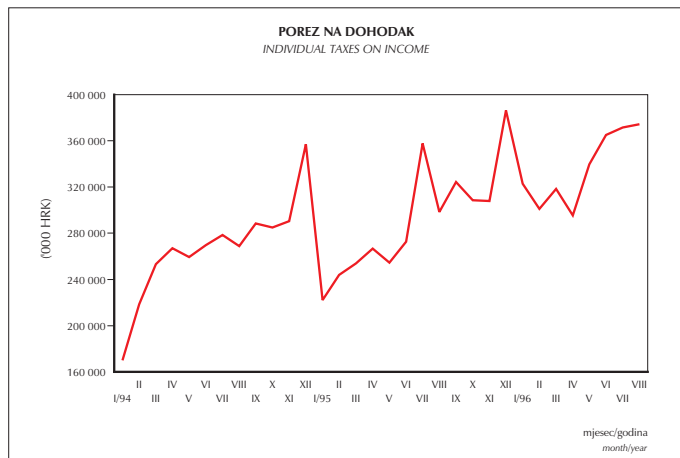
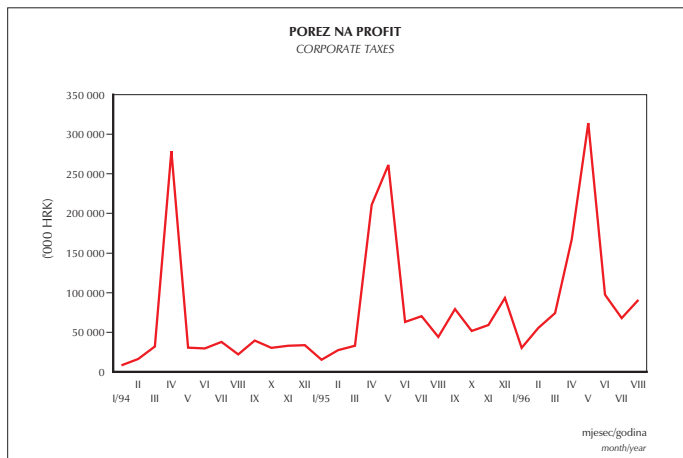
Izvor: Ministarstvo financija
 Source: Ministry of Finance

OSTVARENJE IZVANPRORAČUNSKIH FONDOVA
OUTTURN OF EXTRABUDGETARY FUNDS

ZBIRNA TABELA: SUMMARY TABLE OF:	FOND MIROVINSKOG I INVALIDSKOG OSIGURANJA THE PENSION FUND OPERATIONS		FOND ZDRAVSTVENOG OSIGURANJA THE HEALTH INSURANCE FUND OPERATIONS		FOND ZA ZAPOSŁJAVANJE THE EMPLOYMENT FUND OPERATIONS		FOND DOPLATKA ZA DJECU THE CHILD BENEFIT FUND OPERATIONS		JAVNO PODUZEĆE "HRVATSKA VODOPRIVREDA" THE PUBLIC WATER MANAGEMENT FUND	
	(000 HRK)	Plan Budget 1996	Ostvarenje Outturn I-V/1996	Plan Budget 1996	Ostvarenje Outturn I-V/1996	Plan Budget 1996	Ostvarenje Outturn I-V/1996	Plan Budget 1996	Ostvarenje Outturn I-V/1996	Plan Budget 1996
Ukupni prihodi i dotacije <i>Total revenue and grants</i>	11 750 743	5 019 688	8 530 211	3 430 392	748 114	302 748	853 000	338 267	687 000	244 715
Ukupni prihodi <i>Total revenue</i>	10 644 743	4 469 748	7 985 651	3 260 251	748 114	302 748	853 000	338 267	587 000	244 715
Tekući prihodi <i>Current revenue</i>	10 544 743	4 392 287	7 985 651	3 260 251	748 114	302 748	853 000	338 267	586 400	244 199
Porezni prihodi <i>Tax</i>	10 351 001	4 310 556	7 704 803	3 098 638	715 034	282 630	816 000	335 499	180 000	75 671
Neporezni prihodi <i>Nontax</i>	193 742	81 731	280 778	161 613	33 080	20 118	37 000	2 768	406 400	168 528
Prihodi od kapitala <i>Capital revenue</i>	100 000	77 461	0	0	0	0	0	0	600	516
Dotacije <i>Grants</i>	1 106 000	549 940	544 560	170 141	0	0	0	0	100 000	0
Ukupni rashodi i posudbe umanjeni za otplate <i>Total expenditure and lending minus repayments</i>	11 750 743	4 950 410	8 620 591	3 721 919	748 114	371 501	853 000	334 908	846 300	304 551
Ukupni rashodi <i>Total expenditure</i>	11 750 743	4 950 410	8 620 591	3 721 919	748 114	371 501	853 000	334 908	846 300	304 551
Tekući rashodi <i>Current expenditure</i>	11 750 743	4 949 081	8 112 862	3 691 757	748 114	366 431	853 000	334 908	280 800	102 824
Kapitalni rashodi <i>Capital expenditure</i>	0	1 329	507 729	30 162	0	5 070	0	0	565 500	201 727
Posudbe umanjene za otplate <i>Lending minus repayments</i>	0	0	0	0	0	0	0	0	0	0
Visak na tekućim računima bez dotacija <i>Current account surplus without grants</i>	-1 206 000	-556 794	-127 211	-431 506	0	-63 683	0	3 359	305 600	141 375
- udio u GDP-u <i>- as % of GDP</i>	-1,22	-0,56	-0,13	-0,44	0,00	-0,06	0,00	0,00	0,31	0,14
Stvaranje bruto fiksnog kapitala <i>Gross fixed capital formation</i>	-100 000	-76 132	507 729	30 162	0	5 070	0	0	307 400	107 924
Ukupni manjak/viřak <i>Overall deficit/surplus</i>	0	69 278	-90 380	-291 527	0	-68 753	0	3 359	-159 300	-59 836
- udio u GDP-u <i>- as % of GDP</i>	0,00	0,07	-0,09	-0,30	0,00	-0,07	0,00	0,00	-0,16	-0,06
Ukupno financiranje <i>Total financing</i>	0	-69 278	90 380	291 527	0	68 753	0	-3 359	159 300	59 836
Strano financiranje <i>Abroad</i>	0	0	90 380	5 676	0	0	0	0	56 300	22 021
Domaće financiranje <i>Domestic</i>	0	-69 278	0	285 851	0	68 753	0	-3 359	103 000	37 815

Izvor: Ministarstvo financija
Source: Ministry of Finance

POREZNI PRIHODI U 1994., 1995. I 1996. GODINI TAX REVENUE IN 1994, 1995 AND 1996



Napomena: serija poreza na promet u 1995. godini nije direktno usporediva sa onom iz 1994. zbog izdvajanja trošarina iz poreza na promet u srpnju 1994. godine.

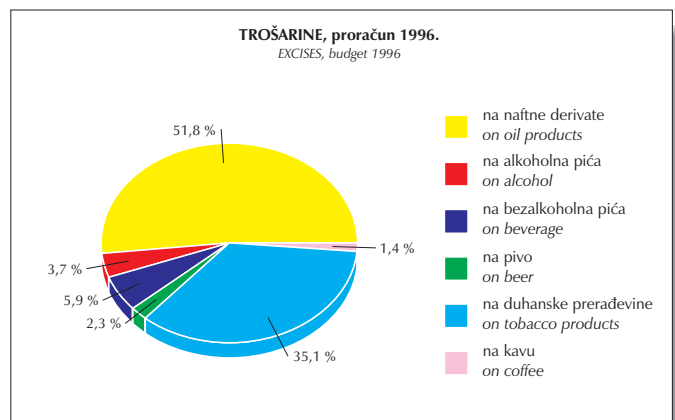
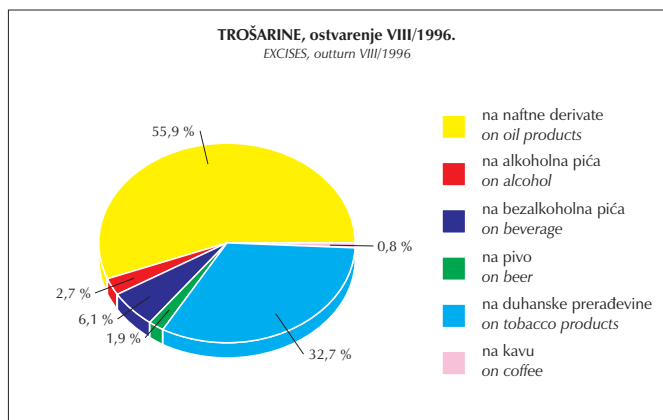
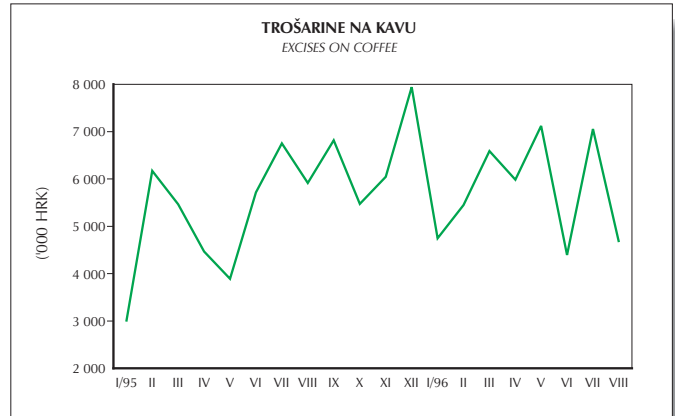
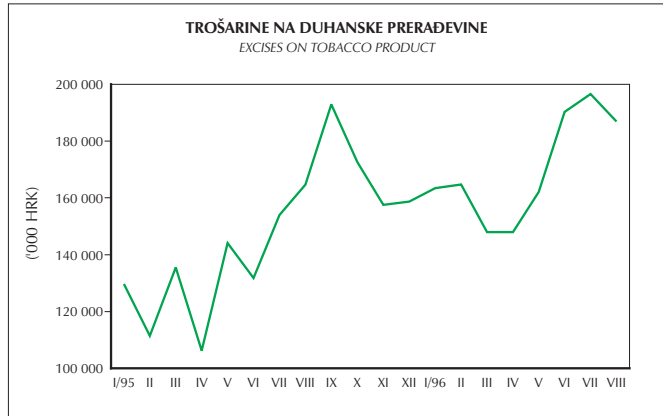
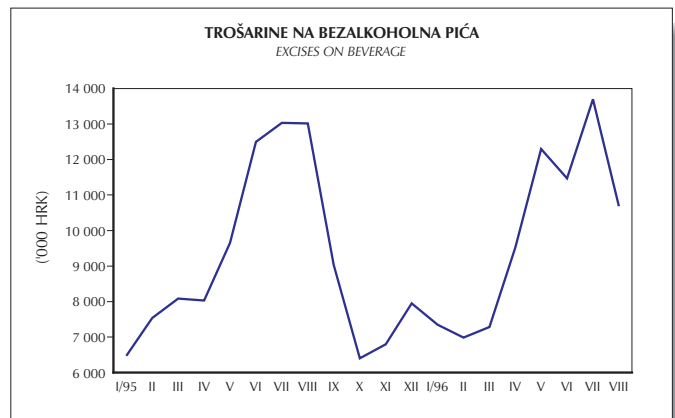
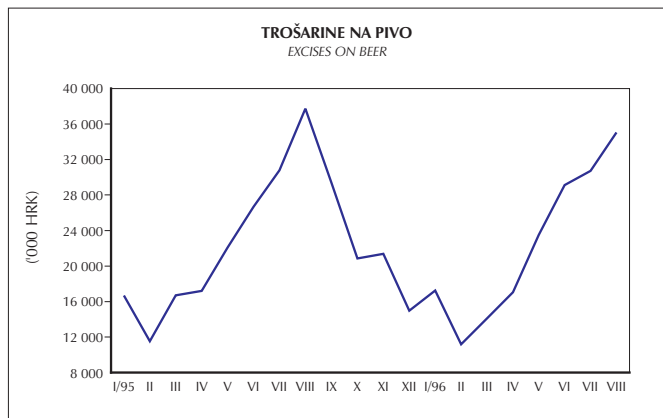
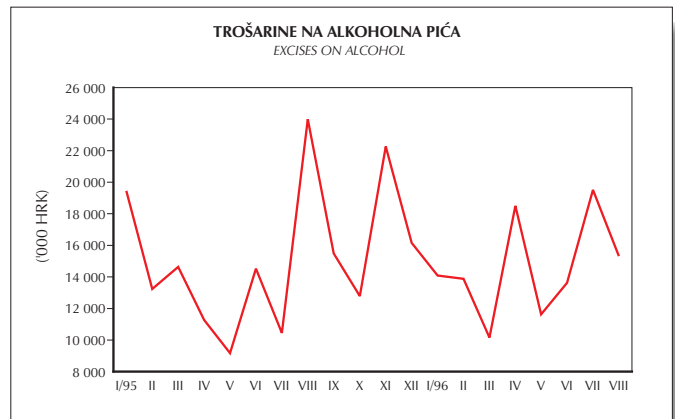
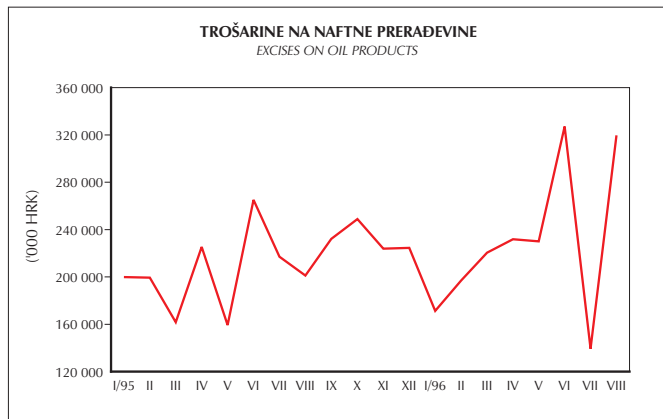
- podaci su nedesezonirane nominalne varijable

Notes on methodology: general sales tax data in 1995 are not directly comparable with those from 1994, due to the extraction of excise taxes from general sales tax in July 1994.

- data are expressed as nominal values not seasonally adjusted

Izvor: Ministarstvo financija
Source: Ministry of Finance

NAPLATA I STRUKTURA TROŠARINA U 1995. I 1996. GODINI COLLECTION AND STRUCTURE OF EXCISES IN 1995 AND 1996



Napomena: podaci nisu desezonirani
Notes on methodology: data are not seasonally adjusted

IZVOR: MINISTARSTVO FINACIJA
SOURCE: MINISTRY OF FINANCE