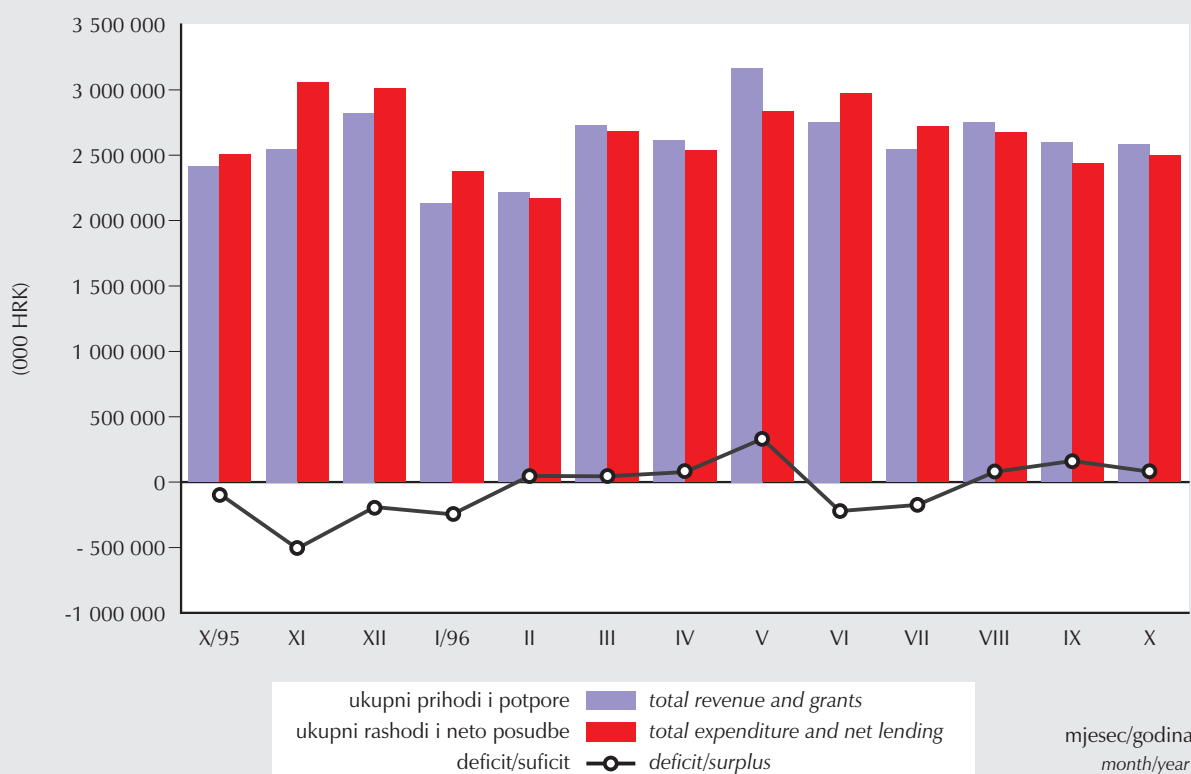




MJESEČNI STATISTIČKI PRIKAZ MINISTARSTVA FINANCIJA broj 13

MONTHLY STATISTICAL REVIEW OF THE MINISTRY OF FINANCE number 13

UKUPNI MANJAK/VIŠAK SREDIŠNJE DR AVE
OVERALL CENTRAL GOVERNMENT DEFICIT/SURPLUS

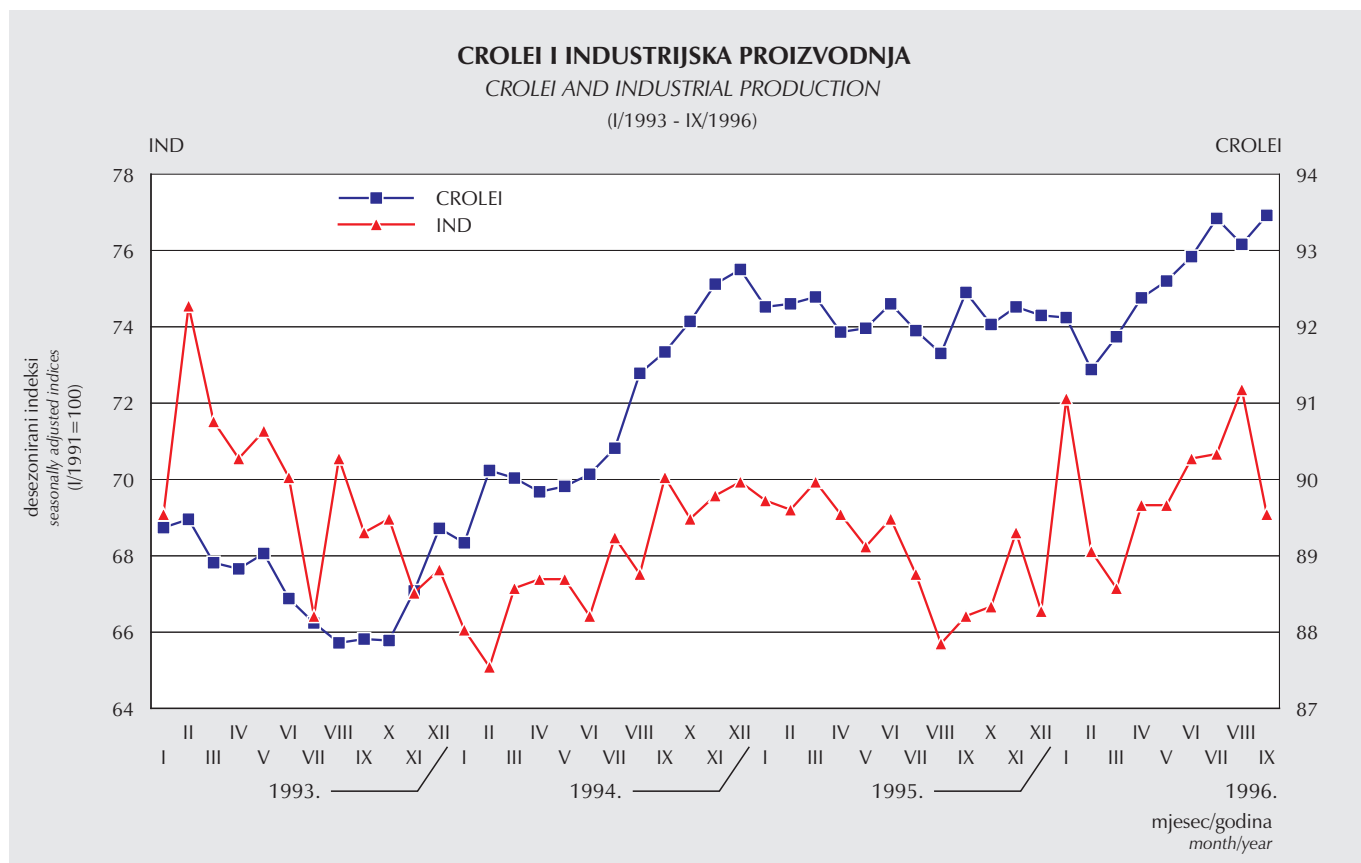


CROLEI - NAVJEŠĆUJUĆI POKAZATELJ INDUSTRIJSKE PROIZVODNJE

Uzastopan petomjesečni rast vrijednosti CROLEI indeksa pokazuje da se već nalazimo u fazi sna nog rasta industrijske proizvodnje. Ovakovo kretanje s visokom sigurnošću najavljuje rast industrijske proizvodnje u preostalom dijelu godine. Posljednje opažanje CROLEI indeksa (snažan rast) pokazuje da bi blagi pad vrijednosti indeksa u prethodnom, opažanju mogao biti tek manja oscilacija u kretanju proizvodnje početkom iduće godine. Precizniju sliku o kretanju proizvodnje početkom iduće godine dobit ćemo sa slijedećim opažanjem.

CROLEI - LEADING INDICATOR OF INDUSTRIAL PRODUCTION

A continuous five-month increase in the CROLEI index shows with high certainty that expansion phase will last during the following months. The last observation of the CROLEI index (its strong increase) shows that recent decrease in the index should be interpreted as a sign of minor oscillation in the industrial production at the beginning of the next year. A more accurate picture of the movements in the industrial production during the first months of 1997 will be available upon publication of the next CROLEI observation.



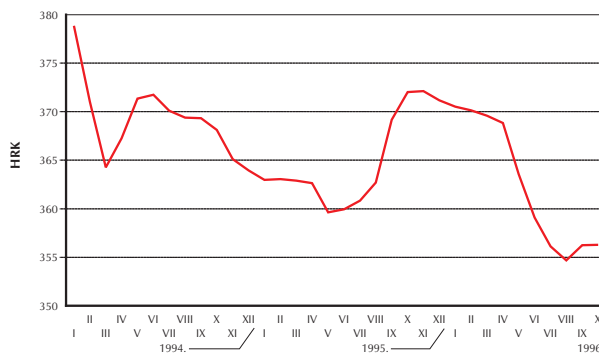
GODIŠNJI INDEKSI OSNOVNIH MAKROEKONOMSKIH POKAZATELJA
ANNUAL INDICES OF BASIC MACROECONOMIC INDICATORS

	1994. 1993.	1995. 1994.	I.-VIII. 1996. I.-VIII. 1995.	I.-IX. 1996. I.-IX. 1995.
Fizički obujam industrijske proizvodnje <i>Total volume of production in mining and industry</i>	97,3	100,3	102,3	102,5
Promet u trgovini na malo <i>Turnover in retail trade</i>	220,6	112,5	116,4	117,7
Realni promet u trgovini na malo <i>Real turnover in retail trade</i>	113,2	112,5	113,3	114,8
Cijena industrijskih proizvoda pri proizvođačima <i>Manufacturer's prices for industrial products</i>	177,6	100,7	101,5	101,4
Cijene na malo, godišnji prosjek <i>Retail prices, year average</i>	197,6	102,0	103,6	103,5
Troškovi života, godišnji prosjek <i>Cost of living, year average</i>	207,2	104,0	104,5	104,4
Ukupan broj zaposlenih ¹⁾ <i>Total number of employees¹⁾</i>	94,7	95,5	95,0	95,4
Ukupan broj nezaposlenih, godišnji prosjek <i>Total number of unemployed, annual average</i>	97,0	98,9	108,3	108,4
Prosječne mjesečne neto plaće, ukupno <i>Average monthly net wages and salaries, total</i>	237,1	145,8	111,0	110,9
Privreda <i>Goods and services sector</i>	236,6	145,1	112,4	112,4
Neprivreda <i>Education, health and government</i>	236,2	146,8	106,6	106,6
Noćenja turista, ukupno <i>Nights spent by tourists, total</i>	154,7	64,5	165,1	167,3

1) U ukupan broj zaposlenih nisu uključeni individualni poljoprivrednici i zaposleni u Ministarstvu obrane i Ministarstvu unutarnjih poslova.
 1) Employees at Ministries of Internal Affairs and Defence, as well as independent farmers are not included.

Izvor: Državni zavod za statistiku
 Source: Central Bureau of Statistics

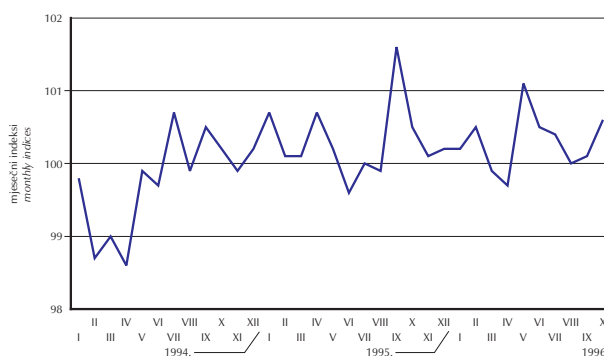
PROSJEČNI MJESEČNI TEČAJ NARODNE BANKE HRVATSKE
AVERAGE MONTHLY NBC EXCHANGE RATE
 100 DEM = HRK



Izvor: Narodna banka Hrvatske
 Source: National Bank of Croatia

mjesec/godina
 month/year

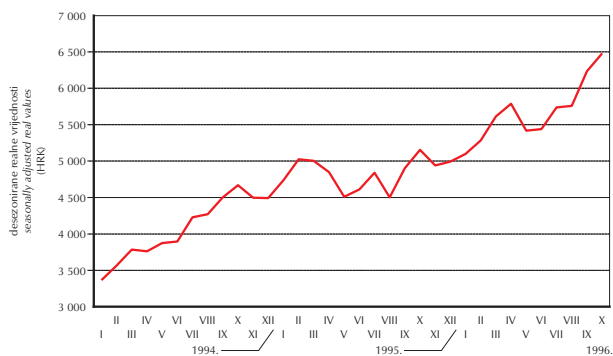
CIJENE NA MALO
RETAIL PRICES



Izvor: Državni zavod za statistiku
 Source: Central Bureau of Statistics

mjesec/godina
 month/year

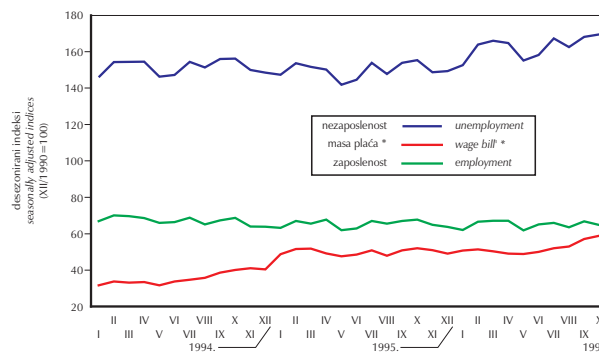
PROMET U TRGOVINI NA MALO
RETAIL TRADE



Izvor: Državni zavod za statistiku
 Source: Central Bureau of Statistics

mjesec/godina
 month/year

ZAPOSLENOST, NEZAPOSLENOST I MASA PLAĆA
EMPLOYMENT, UNEMPLOYMENT AND WAGE BILL¹⁾



*masa plaća je deflacijirana indeksom cijena na malo XII/1990=100
 *wage bill are deflated by index of retail prices XII/1990=100

Izvor: DZS, Ministarstvo rada i socijalne skrbi
 Source: CBS, Ministry of Labour

mjesec/godina
 month/year

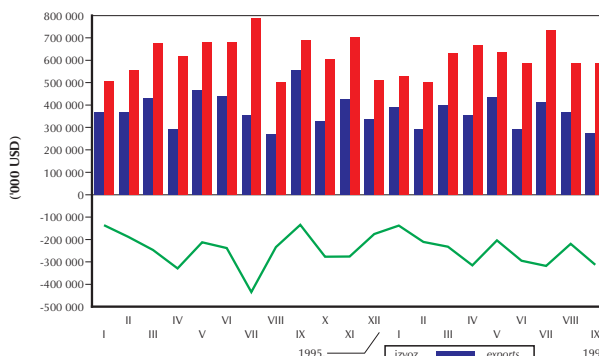
NOVČANA MASA M1
MONEY STOCK M1



Izvor: Narodna banka Hrvatske
 Source: National Bank of Croatia

mjesec/godina
 month/year

ROBNA RAZMJENA S INOZEMSTVOM
MERCHANDISE EXPORTS AND IMPORTS



Izvor: Državni zavod za statistiku
 Source: Central Bureau of Statistics

mjesec/godina
 month/year

OSTVARENJE PRORAČUNA SREDIŠNJE DR AVE
OUTTURN OF CENTRAL GOVERNMENT BUDGET

	Nominalne vrijednosti u 000 HRK <i>Nominal values in 000 HRK</i>			Udio u proračunu [%] <i>Share in budget [%]</i>				<u>I-X/1996</u> <u>I-X/1995</u>
	Proračun <i>Budget</i> 1996	Ostvarenje <i>Outturn</i> X/1996	Ostvarenje <i>Outturn</i> I-X/1996	X/1996	I-X/1996	X/1995	I-X/1995	
Ukupni prihodi i potpore <i>Total revenue and grants</i>	31 085 318	2 579 454	26 083 969	8,30	83,91	8,14	76,19	115,38
Ukupni prihodi <i>Total revenue</i>	31 085 318	2 579 454	26 083 969	8,30	83,91	8,11	76,28	115,63
Tekući prihodi <i>Current revenue</i>	30 147 318	2 539 507	25 062 281	8,42	83,13	8,28	78,91	112,34
Porezni prihodi <i>Tax revenue</i>	29 075 638	2 416 218	23 616 890	8,31	81,23	8,43	79,52	108,81
Porezi na dohodak <i>Taxes on individual income</i>	3 736 841	363 600	3 419 602	9,73	91,51	10,11	91,86	121,99
Porez na profit <i>Taxes on profits</i>	1 114 591	79 777	1 065 127	7,16	95,56	5,19	85,91	124,35
Porezi na imovinu <i>Taxes on property</i>	157 288	15 161	132 508	9,64	84,25	11,14	95,41	114,36
Porezi na promet dobara i usluga <i>General sales taxes</i>	14 228 564	1 173 746	11 237 654	8,25	78,98	7,83	75,92	106,68
Trošarine <i>Excises'</i>	5 406 030	408 097	4 462 204	7,55	82,54	8,92	77,84	109,49
Porezi na međunarodnu trgovinu <i>Taxes on international trade</i>	4 399 788	372 168	3 272 616	8,46	74,38	9,11	82,53	101,14
Ostali porezi <i>Other taxes</i>	32 536	3 669	27 079	11,28	83,23	18,90	92,40	32,56
Neporezni prihodi <i>Nontax revenue</i>	1 071 680	123 289	1 445 391	11,50	134,87	4,07	61,80	238,66
Prihodi od kapitala <i>Capital revenue</i>	938 000	39 947	1 021 688	4,26	108,92	4,28	19,07	412,08
Dotacije <i>Grants</i>	0	0	0	0,00	0,00	18,00	50,00	0,00
Ukupni rashodi i posudbe umanjene za otplate <i>Total expenditure and lending minus repayments</i>	33 268 311	2 499 309	25 945 495	7,51	77,99	8,41	75,91	114,67
Ukupni rashodi <i>Total expenditure</i>	31 621 691	2 472 198	25 513 193	7,82	80,68	8,63	77,75	113,33
Tekući rashodi <i>Current expenditure</i>	26 387 038	1 961 622	21 979 896	7,43	83,30	8,64	81,68	105,77
Rashodi za dobra i usluge <i>Expenditure on goods and services</i>	19 891 078	1 554 533	16 765 780	7,82	84,29	8,99	83,14	97,80
Plaćanje kamata <i>Interest payments</i>	1 450 598	41 849	1 141 279	2,88	78,68	5,89	70,28	125,84
Subvencije i ostali tekući transferi <i>Subsidies and other current transfers</i>	5 045 362	365 240	4 072 837	7,24	80,72	7,60	77,30	149,13
Kapitalni rashodi <i>Capital expenditure</i>	5 234 653	510 576	3 533 297	9,75	67,50	8,57	49,31	203,88
Posudbe umanjene za otplate <i>Lending minus repayments</i>	1 646 620	27 111	432 302	1,65	26,25	0,86	13,23	385,25
Višak na tekućim računima bez dotacija <i>Current account surplus without grants</i>	3 760 280	577 884	3 082 385	15,37	81,97	5,09	54,03	201,54
Ukupni manjak/višak <i>Overall deficit/surplus</i>	- 2 182 993	80 144	138 474	- 3,67	- 6,34	68,43	13,51	
Ukupno financiranje <i>Total financing</i>	2 182 993	- 80 144	- 138 474	- 3,67	- 6,34	68,43	13,51	
Strano financiranje <i>Abroad</i>	2 766 442	- 65 668	34 984	- 2,37	1,26	2,02	18,14	
Domaće financiranje <i>Domestic</i>	- 583 449	- 14 476	- 173 458	2,48	29,73	- 13,26	19,20	

*Privremeni podaci / Preliminary data

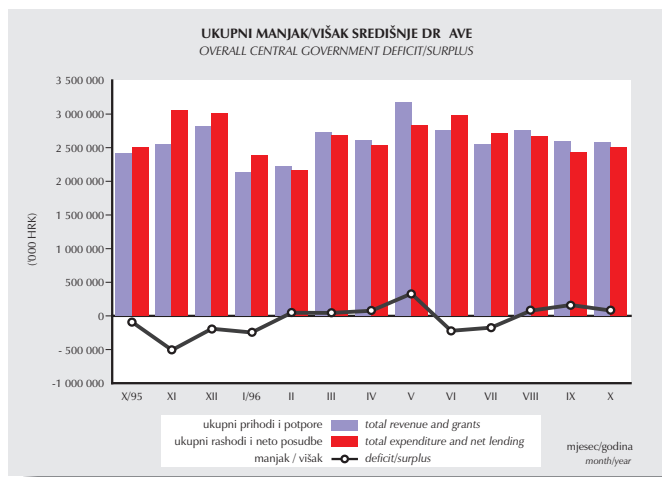
Izvor: Ministarstvo financija
Source: Ministry of Finance

RAZLIČITE MJERE MANJKA/VIŠKA SREDIŠNJEG DR AVNOG PRORAČUNA MEASURES OF CENTRAL GOVERNMENT BUDGET DEFICIT/SURPLUS

KONVENCIONALNI UKUPNI MANJAK/VIŠAK SREDIŠNJE DR AVE ('000 HRK)
(ukupni prihodi i potpore minus ukupni rashodi i posudbe umanjani za otplate)

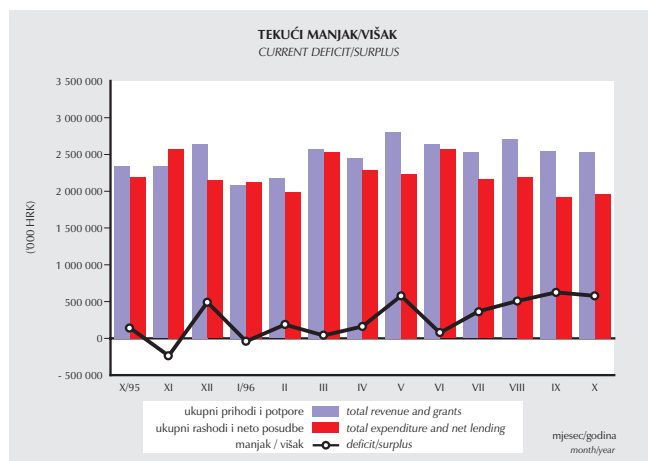
CONVENTIONAL OVERALL CENTRAL GOVT DEFICIT/SURPLUS ('000 HRK)
(total revenue and grants minus total expenditures and lending minus repayments)

	Ukupni prihodi i potpore <i>Total revenue and grants</i>	Ukupni rashodi i posudbe umanjani za otplate <i>Total expenditures and lending minus repayments</i>	Ukupni manjak/višak <i>Overall deficit/surplus</i>
X/95	2 415 239,00	2 506 091,00	- 90 852,00
XI	2 549 353,00	3 057 087,00	- 507 734,00
XII	2 823 934,00	3 013 666,00	- 189 732,00
I/96	2 133 421,00	2 380 269,00	- 246 848,00
II	2 215 805,00	2 168 710,00	47 095,00
III	2 726 745,00	2 682 543,00	44 202,00
IV	2 612 123,00	2 535 342,00	76 781,00
V	3 167 522,00	2 836 715,00	330 807,00
VI	2 754 092,00	2 974 560,00	- 220 468,00
VII	2 546 079,00	2 719 918,00	- 173 839,00
VIII	2 750 052,00	2 671 580,00	78 472,00
IX	2 598 677,00	2 436 759,00	161 918,00
X	2 579 453,55	2 499 309,00	80 144,55



TEKUĆI MANJAK/VIŠAK SREDIŠNJE DR AVE ('000 HRK)
(tekući prihodi minus tekući rashodi)

CURRENT CENTRAL GOVERNMENT DEFICIT/SURPLUS ('000 HRK)
(current revenue minus current expenditures)

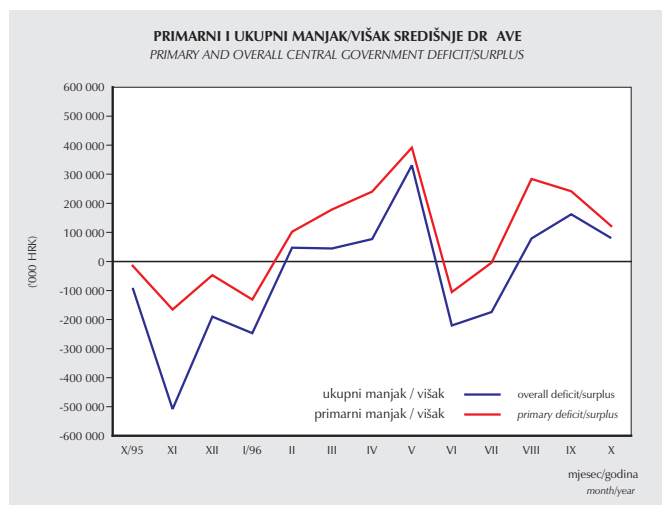


	Tekući prihodi <i>Current revenue</i>	Tekući rashodi <i>Current expenditure</i>	Tekući manjak/višak <i>Current deficit/surplus</i>
X/95	2 341 650,00	2 197 717,00	143 933,00
XI	2 338 480,00	2 576 826,00	- 238 346,00
XII	2 639 081,00	2 147 182,00	491 899,00
I/96	2 084 954,00	2 126 185,00	-41 231,00
II	2 172 566,00	1 985 773,00	186 793,00
III	2 576 631,00	2 537 320,00	39 311,00
IV	2 452 298,00	2 290 175,00	162 123,00
V	2 810 358,00	2 232 215,00	578 143,00
VI	2 645 006,00	2 569 344,00	75 662,00
VII	2 527 583,00	2 159 006,00	368 577,00
VIII	2 702 859,00	2 194 908,00	507 951,00
IX	2 548 470,00	1 923 348,00	625 122,00
X	2 539 506,55	1 961 622,00	577 884,55

PRIMARNI MANJAK/VIŠAK SREDIŠNJE DR AVE ('000 HRK)
(ukupni manjak/višak plus plaćanja kamata)

PRIMARY CENTRAL GOVT DEFICIT/SURPLUS ('000 HRK)
(overall deficit/surplus plus interest payments)

	Ukupni manjak/višak <i>Overall deficit/surplus</i>	Plaćanje kamata <i>Interest payments</i>	Primarni manjak/višak <i>Primary deficit/surplus</i>
X/95	- 90 852,00	76 039,00	- 14 813,00
XI	- 507 734,00	342 143,00	- 165 591,00
XII	- 189 732,00	143 042,00	- 46 690,00
I/96	- 246 848,00	116 008,00	-130 840,00
II	47 095,00	55 012,00	102 107,00
III	44 202,00	134 467,00	178 669,00
IV	76 781,00	163 227,00	240 008,00
V	330 807,00	60 576,00	391 383,00
VI	- 220 468,00	115 312,00	- 105 156,00
VII	- 173 839,00	169 834,00	- 4 005,00
VIII	78 472,00	205 316,00	283 788,00
IX	161 918,00	79 678,00	241 596,00
X	80 144,55	41 849,00	121 993,55



KOTACIJA OBVEZNICA JDA 95-1 I JDB NA ZAGREBAČKOJ BURZI TRADING WITH BONDS JDA 95-1 AND JDB ON THE ZAGREB STOCK EXCHANGE

Obveznice Republike Hrvatske JDA 95-1 i JDB izdane su u slijedećim apoenima:
Bonds of the Republic of Croatia JDA 95-1 and JDB were issued in the following notes:

1. JDA 001 - 1 000 DEM, izdano 4 700 obveznica / JDA 001 - 1 000 DM, 4 700 bonds issued
2. JDA 005 - 5 000 DEM, izdano 1 800 obveznica / JDA 005 - 5 000 DM, 1 800 bonds issued
3. JDA 010 - 10 000 DEM, izdano 1 500 obveznica / JDA 010 - 10 000 DM, 1 500 bonds issued
4. JDA 050 - 50 000 DEM, izdano 1 500 obveznica / JDA 050 - 50 000 DM, 1 500 bonds issued
5. JDA 100 - 100 000 DEM, izdano 500 obveznica / JDA 100 - 100 000 DM, 500 bonds issued
6. JDB - 1 000 DEM, izdano 147 100 obveznica / JDB - 1 000 DM, 147 100 bonds issued

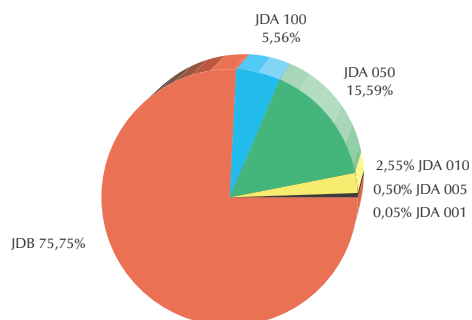
* Dospjeća JDA i JDB obveznica su 1999. godine.

* Maturity for JDA and JDB bonds is the year 1999.

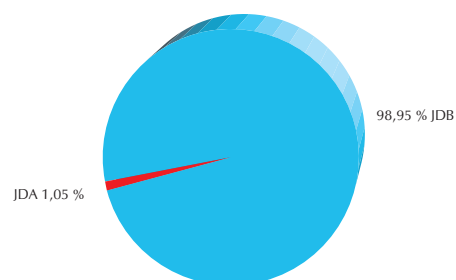
MJESEČNO IZVJEŠĆE O PROMETU I CIJENAMA OBVEZNICA REPUBLIKE HRVATSKE NA ZAGREBAČKOJ BURZI ZA LISTOPAD MONTHLY REPORT ON TURNOVER AND BOND PRICES OF THE REPUBLIC OF CROATIA ON THE ZAGREB STOCK EXCHANGE - OCTOBER

Obveznice Bonds	Minimalna cijena u % nominalne Minimum price as % of nominal value	Maksimalna cijena u % nominalne Maximum price as % of nominal value	Broj prodanih obveznica Number of bonds sold	Ostvaren promet (HRK) Turnover (HRK)	% promjena u odnosu na rujun % change with respect to September	
					Broj prodanih obveznica No. of bonds sold	Ostvaren promet (HRK) Turnover (HRK)
JDA 001	105,30 %	105,30 %	10	37 576	83,3	92,3
JDA 005	105,30 %	105,30 %	22	413 339	15,1	16,7
JDA 010	96,86 %	105,30 %	60	2 102 535	100,0	103,5
JDA 050	96,86 %	105,30 %	74	12 838 928	87,1	89,3
JDA 100	96,86 %	105,30 %	13	4 580 832	61,9	64,5
JDB	102,00 %	107,65 %	16 886	62 377 990	1 811,8	1 862,3

UKUPAN PROMET OSTVAREN U LISTOPADU TOTAL TURNOVER IN OCTOBER



BROJ PRODANIH OBVEZNICA U LISTOPADU NO. OF BONDS SOLD IN OCTOBER



REZULTATI AUKCIJA TREZORSKIH ZAPISA MINISTARSTVA FINANCIJA RESULTS OF THE TREASURY BILL'S AUCTION HELD BY THE MINISTRY OF FINANCE

Stranim investitorima na aukcije trezorskih zapisa nije dozvoljen direktan pristup. Slijedeća aukcija održat će se 26. studenog, kada će biti ponuđen upis 50 000 000, 00 kuna trezorskih zapisa s dospjećem od 42 dana.

Foreign investors have no direct access to T-bill auctions. Next auction will be on 26 November for 42 days' T-bills at the amount of 50 000 000,00 HRK.

Datum aukcije: 22. listopada 1996.
Date of auction: 22 October 1996

Iznos i vrsta emisije: 96 000 000,00 HRK - na 35 dana
Size and type of issue: 96 000 000,00 HRK - 35 days' T-bills

Ukupan iznos pristiglih ponuda: 153 300 000,00 HRK
Total of bids received: 153 300 000,00 HRK

Vagana prosječna ponuđena cijena: 99 009,00
uz kamatu od 10,44 %
Weighted average price of the bids received: 99 009,00
yielding 10,44%

Ostvarena jedinstvena prodajna cijena: 98 956,00
na 100 HRK uz kamatu od 11,00 %
Uniform price allocation at 98 956,00 HRK per 100 HRK
nominal value, yielding 11,00 %.

05. studeni 1996.
05 November 1996

65 000 000,00 HRK - na 35 dana
65 000 000,00 HRK - 35 days' T-bills

117 500 000,00 HRK
117 500 000,00 HRK

Vagana prosječna ponuđena cijena: 98 990,00
uz kamatu od 10,64 %
Weighted average price of the bids received: 98 990,00
yielding 10,64 %

Ostvarena jedinstvena prodajna cijena: 98 956,00
na 100 HRK uz kamatu od 11,00 %
Uniform price allocation at 98 956,00 HRK per 100 HRK
nominal value, yielding 11,00 %.

Datum aukcije: 12. studeni 1996.
Date of auction: 12 November 1996

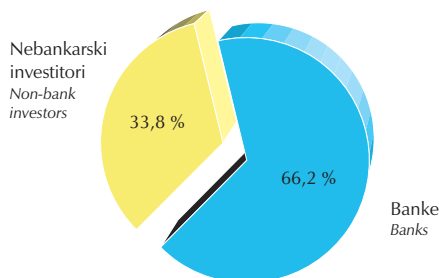
Iznos i vrsta emisije: 33 000 000,00 HRK - na 91 dan
Size and type of issue: 33 000 000,00 HRK - 91 days' T-bills

Ukupan iznos pristiglih ponuda: 38 100 000,00 HRK:
Total of bids received: 38 100 000,00 HRK

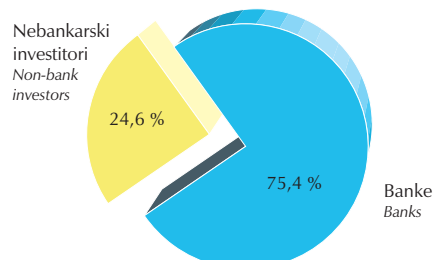
Vagana prosječna ponuđena cijena: 97 004,00
uz kamatu od 12,39 %
Weighted average price of the bids received: 97 004,00
yielding 12,39 %

Ostvarena jedinstvena prodajna cijena: 96 861,00
na 100 HRK uz kamatu od 13,00 %
Uniform price allocation at 96 861,00 HRK per 100 HRK
nominal value, yielding 13,00 %.

Aukcija trezorskih zapisa na 35 dana
35 days' T-Bill's Auction



Aukcija trezorskih zapisa na 91 dan
91 days T-Bill's Auction



SINDICIRANI ZAJAM REPUBLIKE HRVATSKE

Republika Hrvatska je 17. listopada ove godine, uz sudjelovanje 28 međunarodnih banaka iz 12 zemalja svijeta u sindikatu predvođenih Dresdner Bankom, po prvi puta sklopila ugovor na međunarodnom tržištu sindiciranih zajmova. Zajam je sa planiranih 150 milijuna njemačkih maraka povećan na 200 milijuna zbog velikog interesa na tržištu. Dospijeće zajma je dvije godine, a kamatna stopa je LIBOR uvećan za 1,75%.

SYNDICATED LOAN FACILITY OF THE REPUBLIC OF CROATIA

The Republic of Croatia has mandated Dresdner Bank to arrange its debut together with 28 international commercial banks, the first such transaction on the international syndicated loans market for Croatia. The contract was signed on 17 October 1996 in Zagreb. The planned amount of the loan was DM150 million, but due to the strong demand it was increased to DM 200 million. The loan has a two-year maturity, and the spread is 175 basis points over LIBOR.

This announcement appears as a matter of record only

October 1996



Republic of Croatia DM 200,000,000 Syndicated Loan Facility

ARRANGER

Dresdener Bank Luxembourg S.A.

CO-ARRANGER

Bankers Trust International plc
Citibank International plc

Banque Nationale de Paris London Branch
CREDITANSTALT-BANKVEREIN

Union Bank of Switzerland

LEAD MANAGER

Bayerische Landesbank Girozentrale
MAGYAR KÜLKERESKEDELMI BANK RT.
GiroCredit Bank Aktiengesellschaft der Sparkassen
Berliner Bank AG
-Bankgesellschaft Berlin Group-

INDOSUEZ CAPITAL
Všeočasná úverová banka a.s.
Banque Bruxelles Lambert S.A.
GZB -Bank/SCZ-Bank/WGZ-Bank

Zivnostenska Banka A.S. London Branch

MANAGER

BANCA COMMERCIALE ITALIANA S.p.A. LONDON BRANCH
Bank Handlowy International SA Luxembourg
Budapest Banl LTD.
Komerční banka a.s. Prague

BANCA NAZIONALE DEL LAVORO INTERNATIONAL/EFIBANCA
BANQUE FRANÇAISE DU COMMERCE EXTERIEUR
Československá Obchodní Banka, a.s.
KREDIETBANK N.V. DUBLIN BRANCH

PARTICIPANT

Banque et Caisse d'Epargne de l'Etat, Luxembourg
Landesbank Rheinland Pfalz Girozentrale

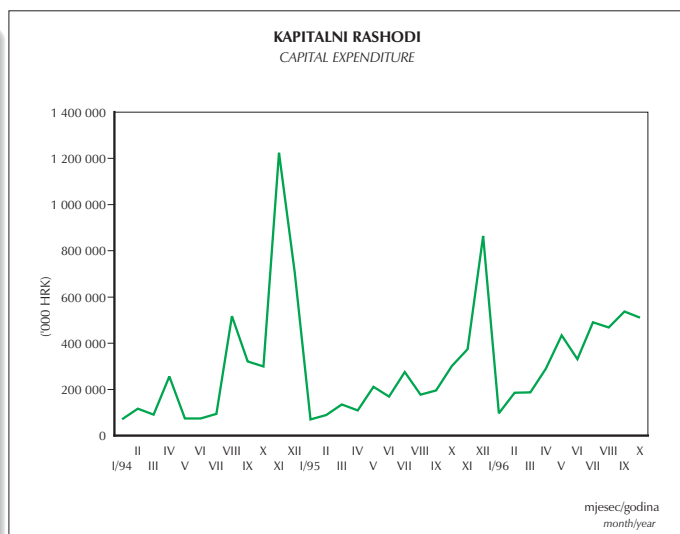
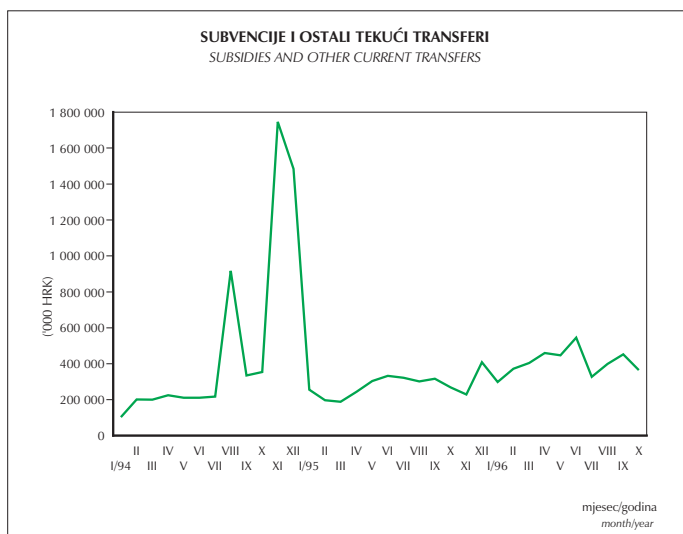
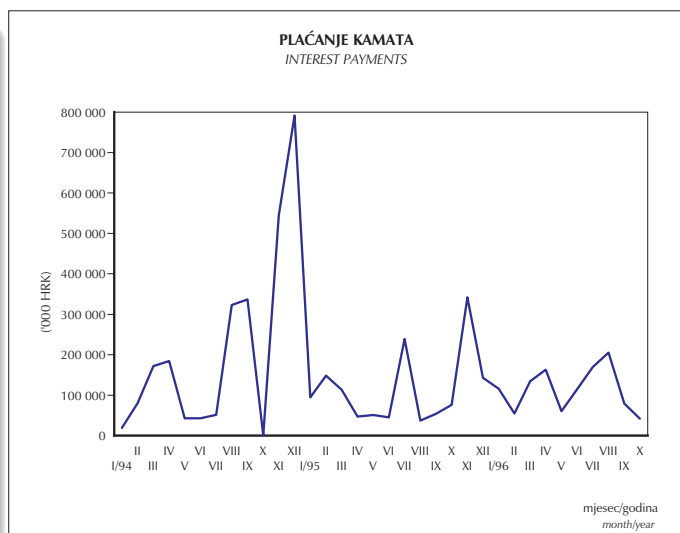
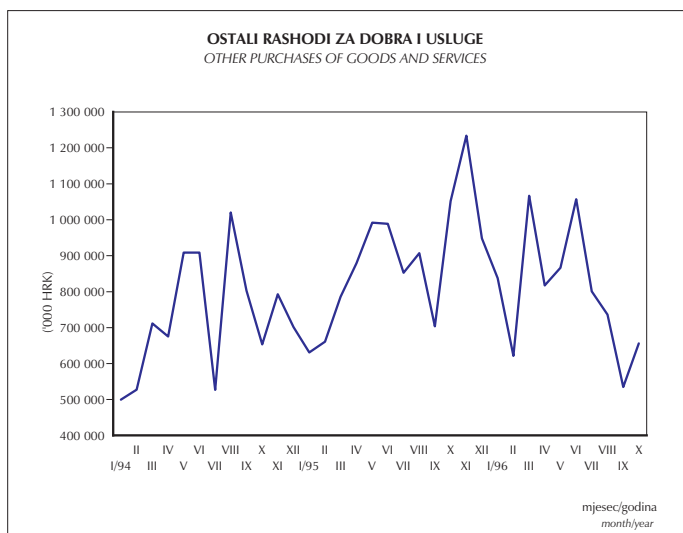
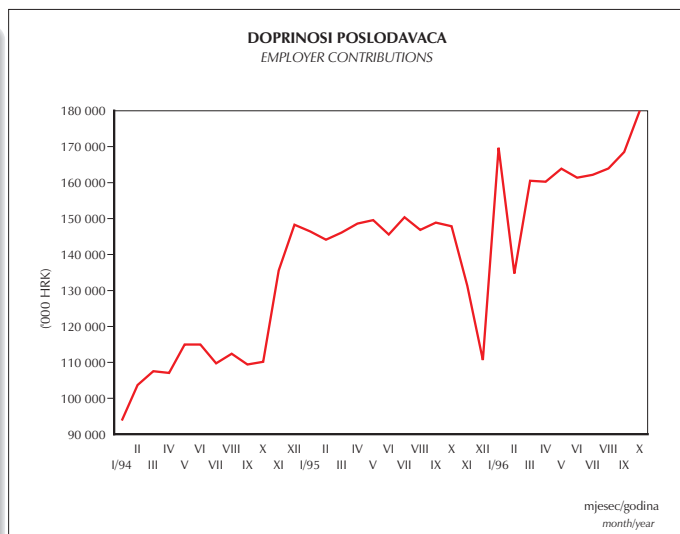
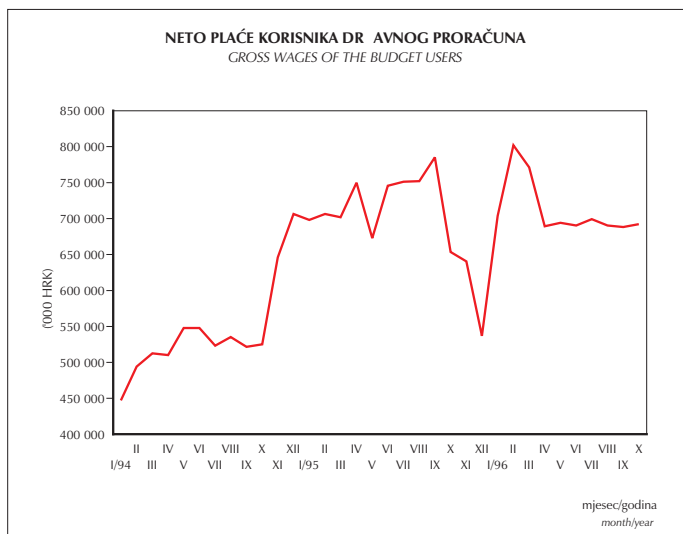
ADRIA BANK AKTIENGESELLSCHAFT
Landesbank Schleswig-Holstein International S.A.

AGENT



Dresdener Bank Luxembourg S.A.

RASHODI DR AVNOG PRORAČUNA U 1994., 1995. I 1996. GODINI CENTRAL GOVERNMENT EXPENDITURES IN 1994, 1995 AND 1996



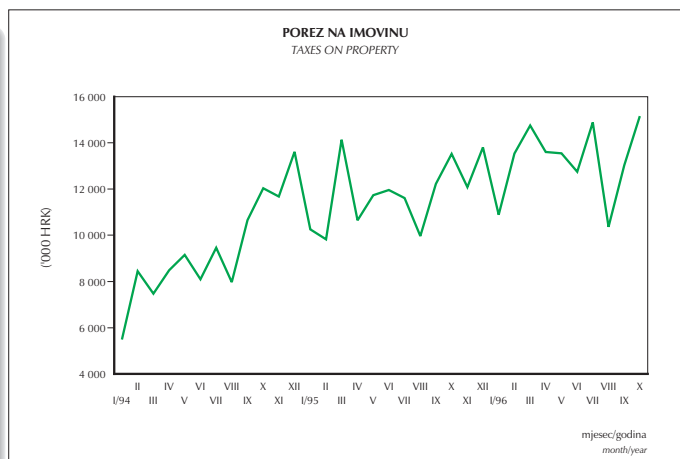
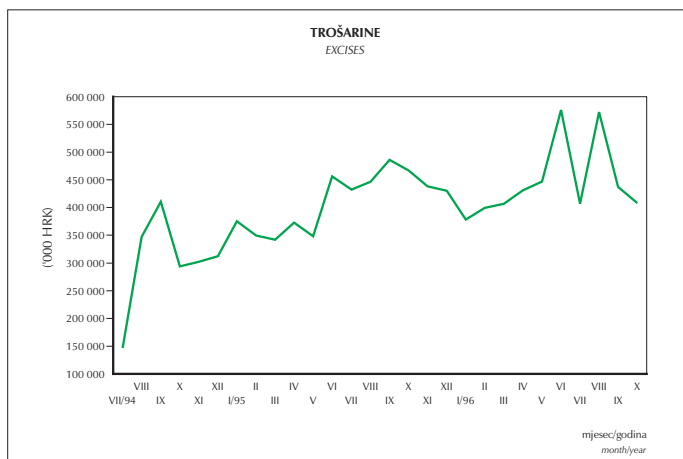
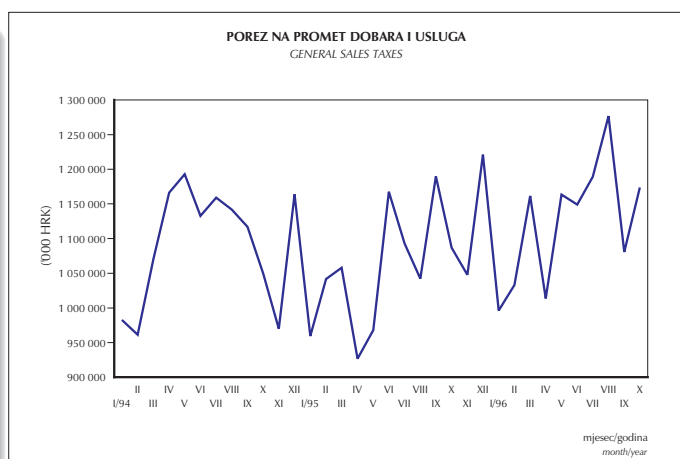
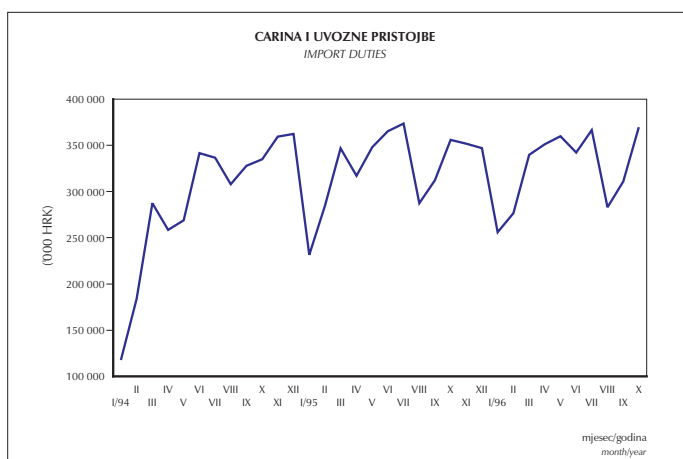
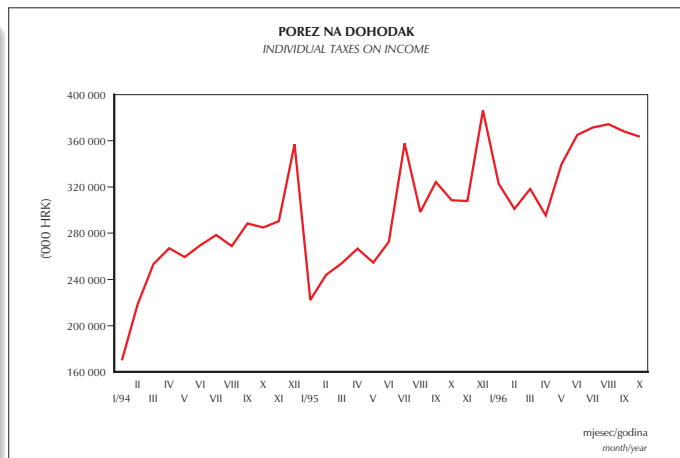
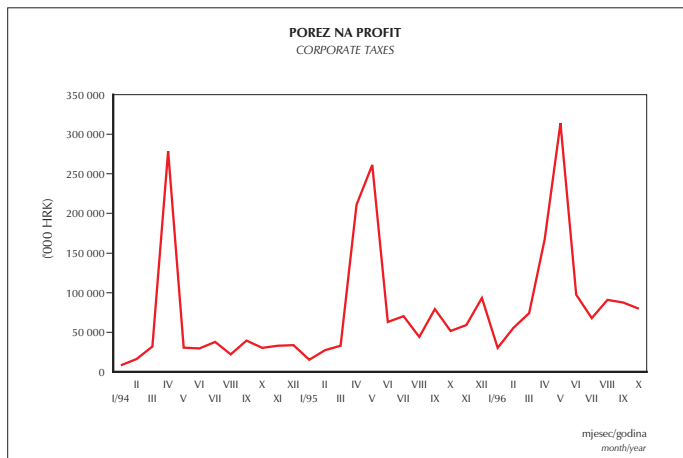
OSTVARENJE IZVANPRORAČUNSKIH FONDOVA
OUTTURN OF EXTRABUDGETARY FUNDS

ZBIRNA TABELA: SUMMARY TABLE OF:	FOND MIROVINSKOG I INVALIDSKOG OSIGURANJA THE PENSION FUND OPERATIONS		FOND ZDRAVSTVENOG OSIGURANJA THE HEALTH INSURANCE FUND OPERATIONS		FOND ZA ZAPOSŁJAVANJE THE EMPLOYMENT FUND OPERATIONS		FOND DOPLATKA ZA DJECU THE CHILD BENEFIT FUND OPERATIONS		JAVNO PODUZEĆE "HRVATSKA VODOPRIVREDA" THE PUBLIC WATER MANAGEMENT FUND	
	(000 HRK)	Plan Budget 1996	Ostvarenje Outturn I-IX/1996	Plan Budget 1996	Ostvarenje Outturn I-IX/1996	Plan Budget 1996	Ostvarenje Outturn I-IX/1996	Plan Budget 1996	Ostvarenje Outturn I-IX/1996	Plan Budget 1996
Ukupni prihodi i dotacije <i>Total revenue and grants</i>	11 750 743	9 164 240	8 530 141	6 456 042	748 114	546 261	853 000	645 045	687 000	497 914
Ukupni prihodi <i>Total revenue</i>	10 644 743	8 291 627	7 985 581	6 053 676	748 114	546 261	853 000	645 045	587 000	458 595
Tekući prihodi <i>Current revenue</i>	10 544 743	8 199 540	7 985 581	6 053 676	748 114	546 261	853 000	645 045	586 400	457 955
Porezni prihodi <i>Tax</i>	10 351 001	8 101 507	7 704 803	5 816 307	715 034	525 138	816 000	644 264	180 000	144 306
Neporezni prihodi <i>Nontax</i>	193 742	98 033	280 778	237 369	33 080	21 123	37 000	781	406 400	313 649
Prihodi od kapitala <i>Capital revenue</i>	100 000	92 087	0	0	0	0	0	0	600	640
Dotacije <i>Grants</i>	1 106 000	872 613	544 560	402 366	0	0	0	0	100 000	39 319
Ukupni rashodi i posudbe umanjeni za otplate <i>Total expenditure and lending minus repayments</i>	11 750 743	9 079 791	8 620 591	6 590 818	748 114	630 961	853 000	630 888	846 300	590 296
Ukupni rashodi <i>Total expenditure</i>	11 750 743	9 079 791	8 620 591	6 590 818	748 114	630 961	853 000	630 888	846 300	590 296
Tekući rashodi <i>Current expenditure</i>	11 750 743	9 076 433	8 112 862	6 511 851	748 114	613 345	853 000	630 888	280 800	249 584
Kapitalni rashodi <i>Capital expenditure</i>	0	3 358	507 729	78 967	0	17 616	0	0	565 500	340 712
Posudbe umanjene za otplate <i>Lending minus repayments</i>	0	0	0	0	0	0	0	0	0	0
Višak na tekućim računima bez dotacija <i>Current account surplus without grants</i>	- 1 206 000	- 876 893	- 127 281	- 458 175	0	- 67 084	0	14 157	305 600	208 371
- udio u GDP-u - as % of GDP	- 1,22	- 0,89	- 0,13	- 0,46	0,00	- 0,07	0,00	0,01	0,31	0,21
Stvaranje bruto fiksnog kapitala <i>Gross fixed capital formation</i>	- 100 000	- 88 729	507 729	78 967	0	17 616	0	0	307 400	185 470
Ukupni manjak/višak <i>Overall deficit/surplus</i>	0	84 449	- 90 450	- 134 776	0	- 84 700	0	14 157	- 159 300	- 92 382
- udio u GDP-u - as % of GDP	0,00	0,09	- 0,09	- 0,14	0,00	- 0,09	0,00	0,01	- 0,16	- 0,09
Ukupno financiranje <i>Total financing</i>	0	- 84 449	90 450	134 776	0	84 700	0	- 14 157	159 300	92 382
Strano financiranje <i>Abroad</i>	0	0	90 450	7 450	0	0	0	0	56 300	20 021
Domaće financiranje <i>Domestic</i>	0	- 84 449	0	127 326	0	84 700	0	- 14 157	103 000	72 361

*Privremeni podaci / Preliminary data

Izvor: Ministarstvo financija
Source: Ministry of Finance

POREZNI PRIHODI U 1994., 1995. I 1996. GODINI TAX REVENUE IN 1994, 1995 AND 1996

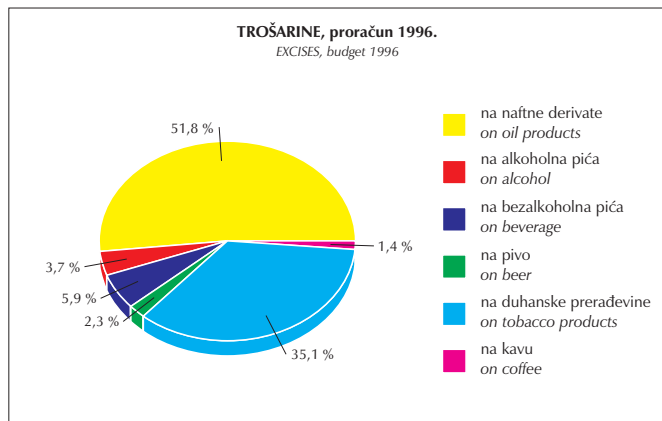
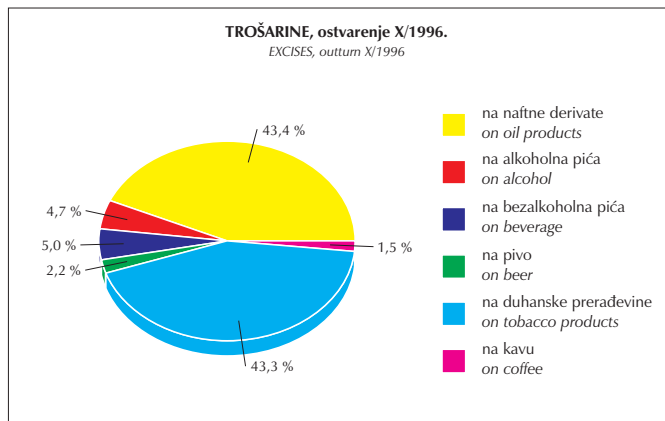
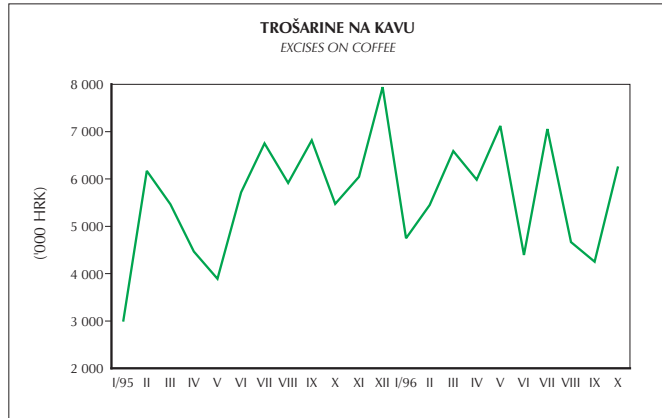
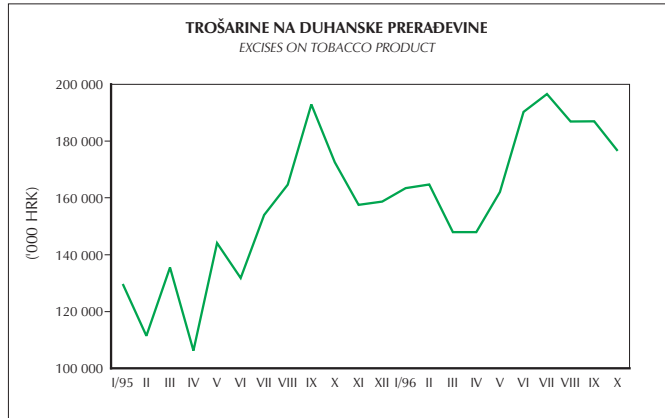
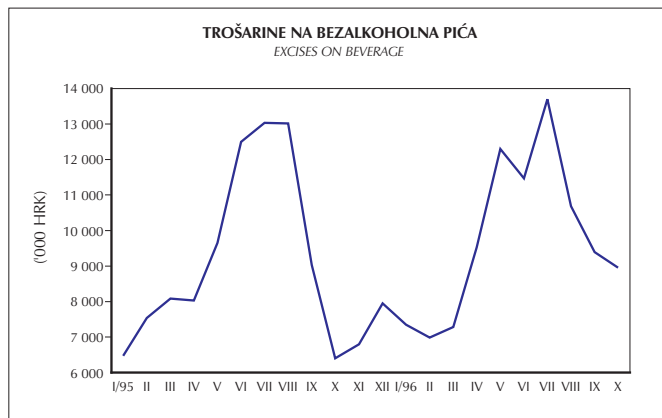
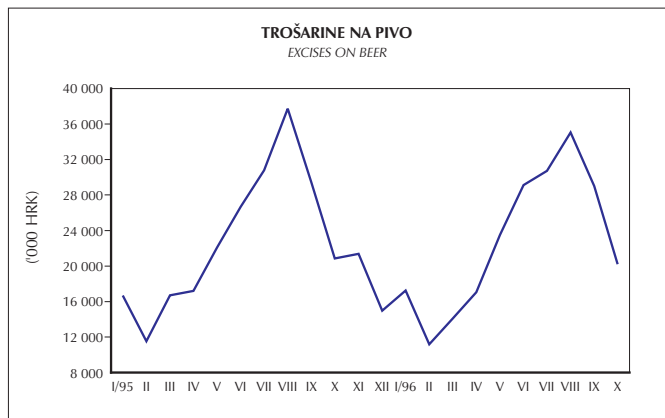
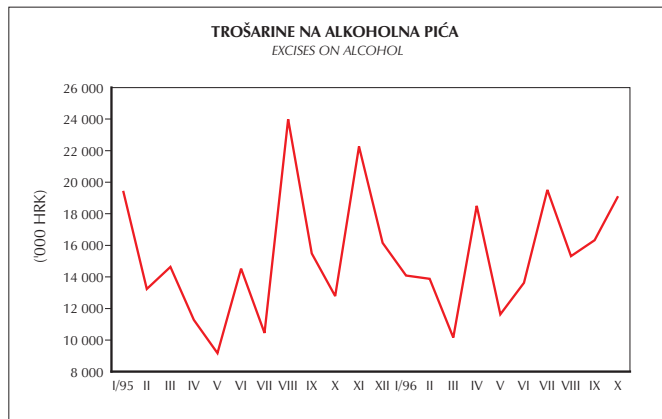
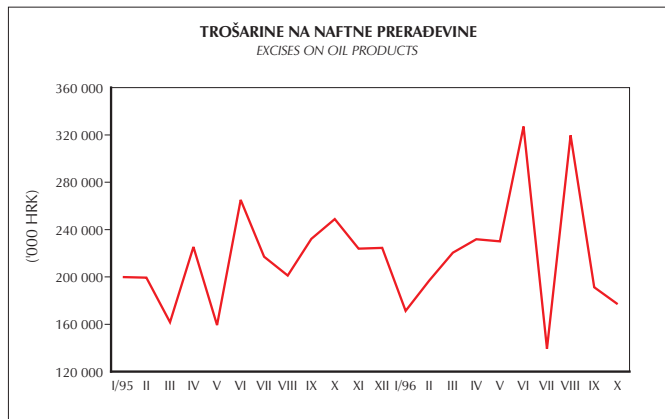


Napomena: serija poreza na promet u 1995. godini nije direktno usporediva sa onom iz 1994. zbog izdvajanja trošarina iz poreza na promet u srpnju 1994. godine.
- podaci su nedesezonirane nominalne varijable

Notes on methodology: general sales tax data in 1995 are not directly comparable with those from 1994, due to the extraction of excise taxes from general sales tax in July 1994.
- data are expressed as nominal values not seasonally adjusted

Izvor: Ministarstvo financija
Source: Ministry of Finance

NAPLATA I STRUKTURA TROŠARINA U 1995. I 1996. GODINI COLLECTION AND STRUCTURE OF EXCISES IN 1995 AND 1996



Napomena: podaci nisu desezonirani
Notes on methodology: data are not seasonally adjusted

IZVOR: MINISTARSTVO FINANCIJA
SOURCE: MINISTRY OF FINANCE