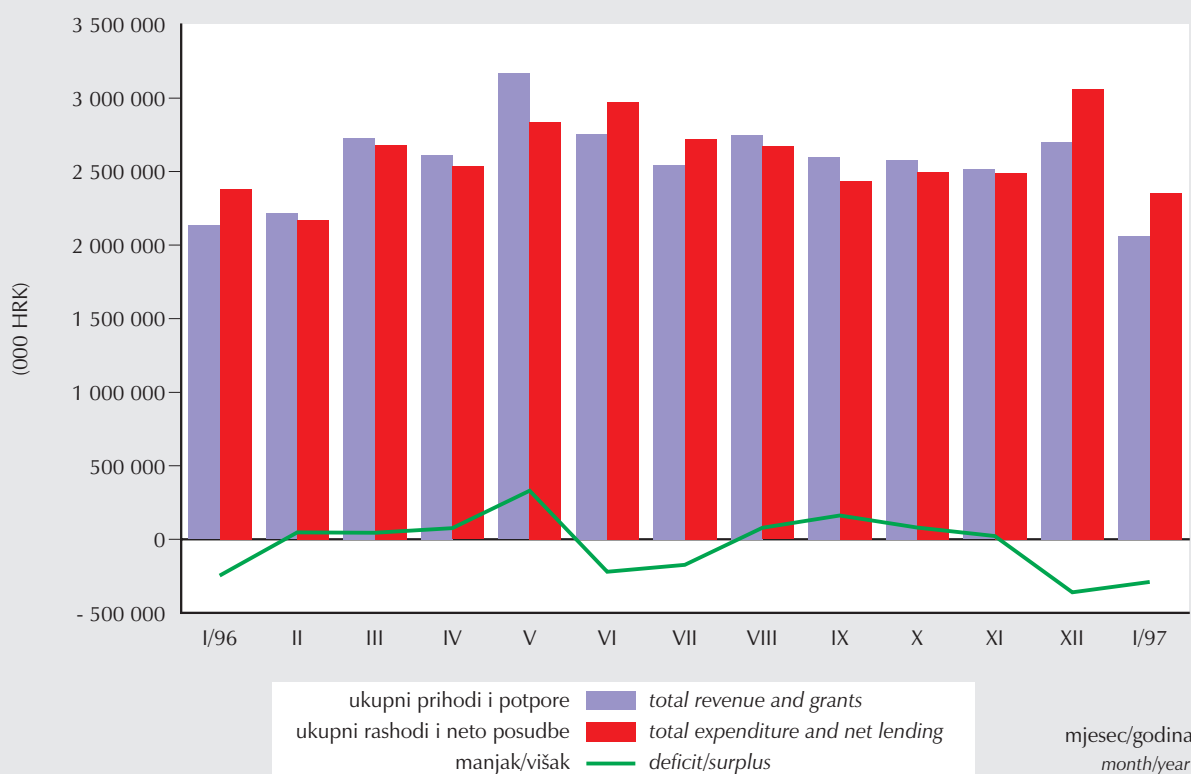




MJESEČNI STATISTIČKI PRIKAZ MINISTARSTVA FINANCIJA broj 16

MONTHLY STATISTICAL REVIEW OF THE MINISTRY OF FINANCE number 16

UKUPNI MANJAK/VIŠAK SREDIŠNJE DR AVE
OVERALL CENTRAL GOVERNMENT DEFICIT/SURPLUS



CROLEI - NAVJEŠĆUJUĆI POKAZATELJ INDUSTRIJSKE PROIZVODNJE

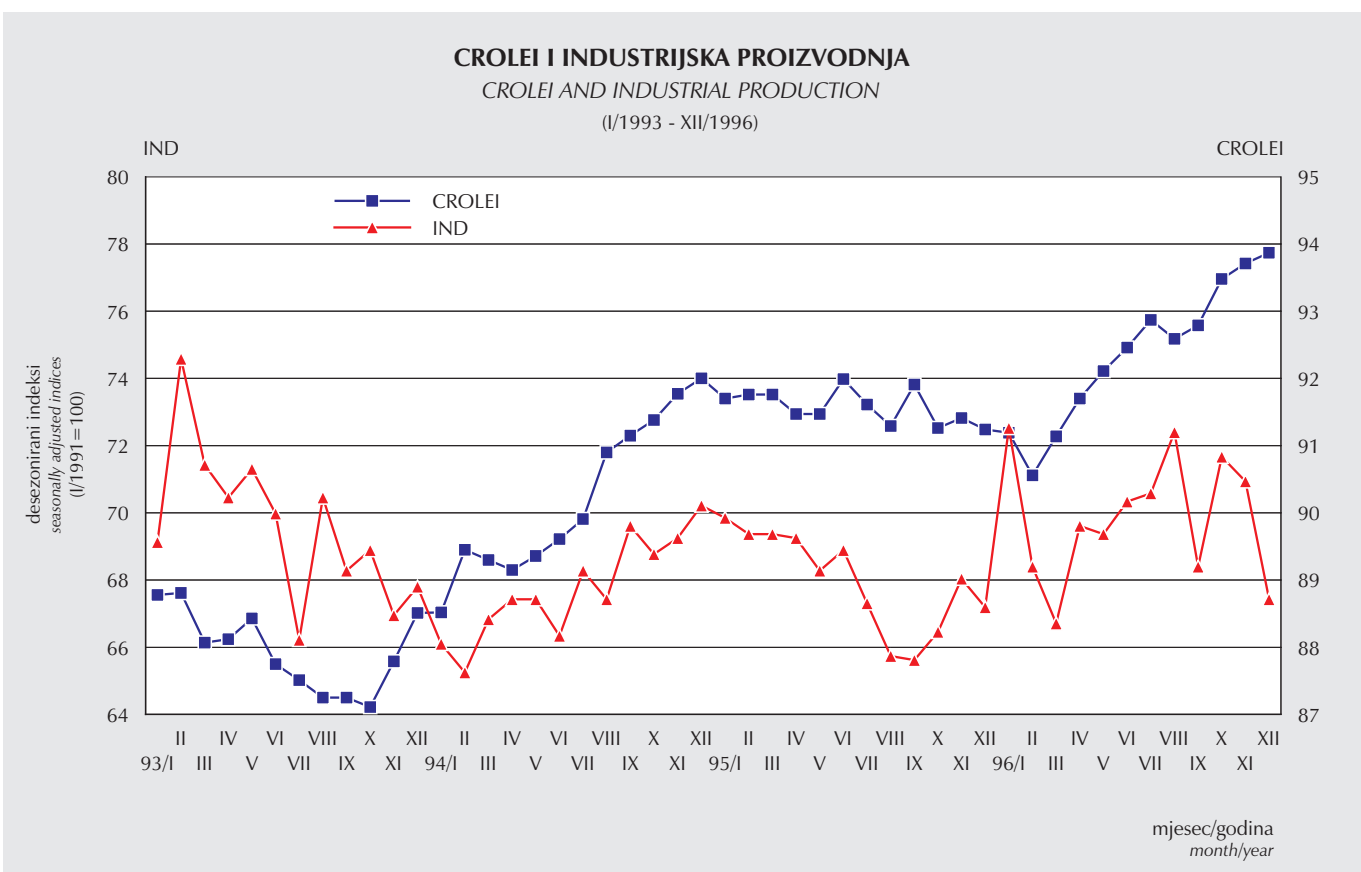
Upotrebom tzv. navješćujućih indikatora Ekonomski Institut - Zagreb i Ministarstvo financija izrađuju kompozitni indeks CROLEI za kratkoročno prognoziranje kretanja gospodarske aktivnosti u Hrvatskoj. **CROLEI (CROatian Leading Economic Indicator)** indeks temelji se na metodologiji razvijenoj u američkom National Bureau of Economic Research, pri čemu se kao referentna serija koristi indeks industrijske proizvodnje. Ovaj pokazatelj odrađava kretanje slijedećih deset navješćujućih pokazatelja: indeks fizičkog obujma zaliha sirovina kod proizvođača u industriji, broj korisnika novčane naknade zbog nezaposlenosti, izvršeni sati rada u graditeljstvu, vrijednost ugovorenih građevinskih radova u zemlji-ukupno, promet u trgovini na malo, promet u trgovini na veliko, uvoz repromaterijala, materijalni rashodi neprivrede, primanja stanovništva od prodaje proizvoda i usluga, novčana masa, M1.

CROLEI indeks navješćuje trend industrijske proizvodnje i globalne ekonomske aktivnosti oko **5-6 mjeseci** unaprijed. Kontinuirano uzlazno kretanje CROLEI indeksa pokazuje da se nalazimo u fazi sna nog rasta industrijske proizvodnje. Kretanje CROLEI indeksa, također, najavljuje - uz moguće oscilacije na prijelazu iz 1996. u 1997. godinu - daljnji rast industrijske proizvodnje tijekom prve polovice 1997. U prilog ovakovog zaključka govori ne samo smjer kretanja indeksa već i njegova vrijednost. Međutim, valja primijetiti da CROLEI indeks nije najavio signifikantan pad referentne serije u prosincu, zbog čega je potrebno pronaći uzroke takvoga pada. Pad industrijske proizvodnje u prosincu u velikoj je mjeri posljedica iregularnih utjecaja - štrajk eljezničara i dugi praznici u posljednjoj trećini prosinca - koji su bili takovog oblika da ih CROLEI indeks nije mogao obuhvatiti.

CROLEI - LEADING INDICATOR OF INDUSTRIAL PRODUCTION

CROLEI (Croatian Leading Economic Indicator), the composite index aimed at forecasting global economic activity is a joint product of Institute of Economics-Zagreb and the Croatian Ministry of Finance. CROLEI is computed according to National Bureau of Economic Research methodology, using the index of industrial production as referent data. This indicator is calculated on the basis of ten following leading indicators: Index of total volume of raw materials' stocks in industry, Number of unemployment compensation beneficiaries, Effective work hours in construction, Total value of contracted domestic construction projects, Retail turnover, Wholesale turnover, Imports of intermediate goods, Expenditures in non-production activities, Household revenues from sales of goods and services, Money stock, M1.

CROLEI index announces a trend in the industrial and overall economic activity about **5-6 months** in advance. A continuous increase in the CROLEI index shows that expansion phase has already begun. Although small oscillations can be expected at the very beginning of 1997, a strong and persistent rise of the CROLEI index can be understood as a reliable sign of further growth in industrial production. In other words, further increase in industrial production can be expected during the first half of 1997. However, CROLEI index did not signal significant decrease in industrial production in December. But, it is very likely that this decrease is a consequence of strong irregular factors - strike of railway workers and long holidays - which, by definition, cannot be recognised by CROLEI index.



GODIŠNJI INDEKSI OSNOVNIH MAKROEKONOMSKIH POKAZATELJA
ANNUAL INDICES OF BASIC MACROECONOMIC INDICATORS

	1994. 1993.	1995. 1994.	I.-XI. 1996. I.-XI. 1995.	I.-XII. 1996. I.-XII. 1995.
Fizički obujam industrijske proizvodnje <i>Total volume of production in mining and industry</i>	97,3	100,3	103,2	103,1
Promet u trgovini na malo <i>Turnover in retail trade</i>	220,6	112,5	121,6	111,6
Realni promet u trgovini na malo <i>Real turnover in retail trade</i>	113,2	112,5	118,6	108,9
Cijena industrijskih proizvoda pri proizvođačima <i>Manufacturer's prices for industrial products</i>	177,6	100,7	101,3	101,4
Cijene na malo, godišnji prosjek <i>Retail prices, year average</i>	197,6	102,0	103,6	103,5
Troškovi života, godišnji prosjek <i>Cost of living, year average</i>	207,2	104,0	104,4	104,3
Ukupan broj zaposlenih ¹⁾ <i>Total number of employees¹⁾</i>	94,7	95,5	95,4	95,4
Ukupan broj nezaposlenih, godišnji prosjek <i>Total number of unemployed, annual average</i>	97,0	98,9	108,5	108,5
Prosječne mjesečne neto plaće, ukupno <i>Average monthly net wages and salaries, total</i>	237,1	145,8	111,3	111,8
Privreda <i>Goods and services sector</i>	236,6	145,1	113,0	113,6
Neprivreda <i>Education, health and government</i>	236,2	146,8	106,7	107,3
Noćenja turista, ukupno <i>Nights spent by tourists, total</i>	154,7	64,5	167,8	167,0

1) U ukupan broj zaposlenih nisu uključeni individualni poljoprivrednici i zaposleni u Ministarstvu obrane i Ministarstvu unutarnjih poslova.

1) Employees at Ministries of Internal Affairs and Defence, as well as independent farmers are not included.

Izvor: Državni zavod za statistiku
 Source: Central Bureau of Statistics

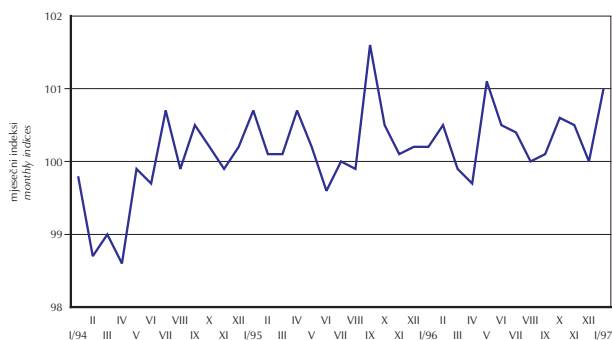
PROSJEČNI MJESEČNI TEČAJ DEM NARODNE BANKE HRVATSKE
AVERAGE MONTHLY NBC EXCHANGE RATE
 (HRK/100 DEM)



Izvor: Narodna banka Hrvatske
 Source: National Bank of Croatia

mjesec/godina
 month/year

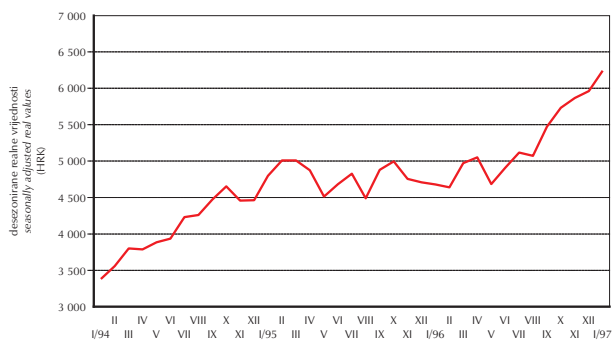
CIJENE NA MALO
RETAIL PRICES



Izvor: Državni zavod za statistiku
 Source: Central Bureau of Statistics

mjesec/godina
 month/year

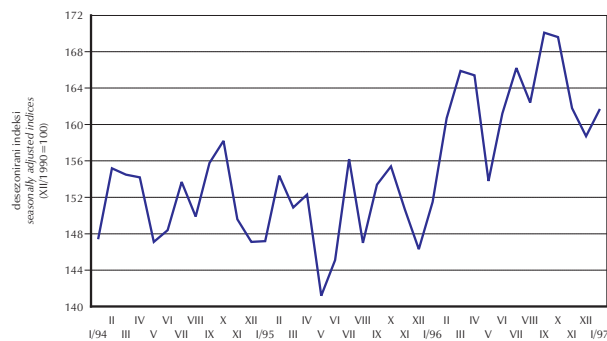
PROMET U TRGOVINI NA MALO
RETAIL TRADE



Izvor: Državni zavod za statistiku
 Source: Central Bureau of Statistics

mjesec/godina
 month/year

NEZAPOSLENOST
UNEMPLOYMENT



Izvor: Zavod za zapošljavanje
 Source: Employment Bureau

mjesec/godina
 month/year

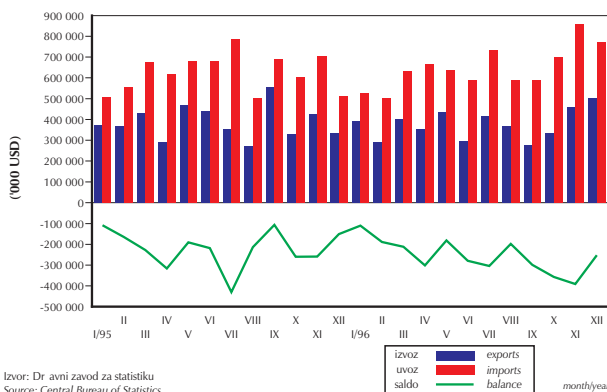
NOVČANA MASA M1
MONEY STOCK M1



Izvor: Narodna banka Hrvatske
 Source: National Bank of Croatia

mjesec/godina
 month/year

ROBNA RAZMJENA S INOZEMSTVOM
MERCHANDISE EXPORTS AND IMPORTS



Izvor: Državni zavod za statistiku
 Source: Central Bureau of Statistics

mjesec/godina
 month/year

OSTVARENJE PRORAČUNA SREDIŠNJE DR AVNE VLASTI
OUTTURN OF CENTRAL GOVERNMENT BUDGET

	Nominalne vrijednosti u 000 HRK Nominal values in 000 HRK				Udio u proračunu [%] Share in budget [%]		Ostvarenje Outturn I/1997
	Proračun Budget 1996	Ostvarenje Outturn 1996	Proračun Budget 1997	Ostvarenje Outturn I/1997	Ostvarenje Outturn 1996	Ostvarenje Outturn I/1997	Ostvarenje Outturn I/1996
Ukupni prihodi i potpore <i>Total revenue and grants</i>	31 085 318	31 367 481	32 955 470	2 064 654	100,91	6,26	96,78
Ukupni prihodi <i>Total revenue</i>	31 085 318	31 367 481	32 955 470	2 064 654	100,91	6,26	96,78
Tekući prihodi <i>Current revenue</i>	30 147 318	30 244 343	31 534 507	2 047 549	100,32	6,49	98,21
Porezni prihodi <i>Tax revenue</i>	29 075 638	28 530 426	29 609 310	1 977 480	98,12	6,68	98,99
Porezi na dohodak <i>Taxes on individual income</i>	3 736 841	4 216 938	3 183 744	284 133	112,85	8,92	88,04
Porez na profit <i>Taxes on profits</i>	1 114 591	1 271 183	1 269 453	46 277	114,05	3,65	152,55
Porezi na imovinu <i>Taxes on property</i>	157 288	171 776	166 712	12 706	109,21	7,62	116,76
Porezi na promet dobara i usluga <i>General sales taxes</i>	14 228 564	13 504 368	14 720 906	1 063 326	94,91	7,22	106,72
Trošarine <i>Excises'</i>	5 406 030	5 368 516	5 863 625	330 925	99,31	5,64	87,51
Porezi na međunarodnu trgovinu <i>Taxes on international trade</i>	4 399 788	3 964 707	4 370 402	238 091	90,11	5,45	92,62
Ostali porezi <i>Other taxes</i>	32 536	32 938	34 468	2 022	101,24	5,87	97,38
Neporezni prihodi <i>Nontax revenue</i>	1 071 680	1 713 917	1 925 197	70 069	159,93	3,64	80,23
Prihodi od kapitala <i>Capital revenue</i>	938 000	1 123 138	1 420 963	17 105	119,74	1,20	35,29
Dotacije <i>Grants</i>	0	0	0	0	0,00	0,00	0,00
Ukupni rashodi i posudbe umanjene za otplate <i>Total expenditure and lending minus repayments</i>	33 268 311	31 501 501	35 792 168	2 354 642	94,69	6,58	98,92
Ukupni rashodi <i>Total expenditure</i>	32 126 691	30 972 816	33 854 738	2 353 767	96,41	6,95	105,90
Tekući rashodi <i>Current expenditure</i>	26 609 917	25 930 068	29 383 031	2 155 379	97,45	7,34	101,37
Rashodi za dobra i usluge <i>Expenditure on goods and services</i>	19 960 866	19 623 107	20 176 801	1 420 030	98,31	7,04	82,98
Plaćanje kamata <i>Interest payments</i>	1 450 598	1 217 618	2 352 679	284 755	83,94	12,10	245,46
Subvencije i ostali tekući transferi <i>Subsidies and other current transfers</i>	5 198 453	5 089 343	6 853 551	450 594	97,90	6,57	150,79
Kapitalni rashodi <i>Capital expenditure</i>	5 516 775	5 042 748	4 471 707	198 388	91,41	4,44	205,68
Posudbe umanjene za otplate <i>Lending minus repayments</i>	1 141 620	528 685	1 937 430	875	46,31	0,05	0,56
Višak na tekućim računima bez dotacija <i>Current account surplus without grants</i>	3 537 401	4 314 275	2 151 476	- 107 830	121,96	- 5,01	261,53
- % od BDP-a % of GDP	3,58	4,37	1,99	- 0,10			
Ukupni manjak/višak <i>Overall deficit/surplus</i>	- 2 182 993	- 134 020	- 2 836 698	- 289 988	6,14	10,22	117,48
- % od BDP-a % of GDP	- 2,21	- 0,14	- 2,63	- 0,27			
Ukupno financiranje <i>Total financing</i>	2 182 993	134 020	2 836 698	289 988	6,14	10,22	117,48

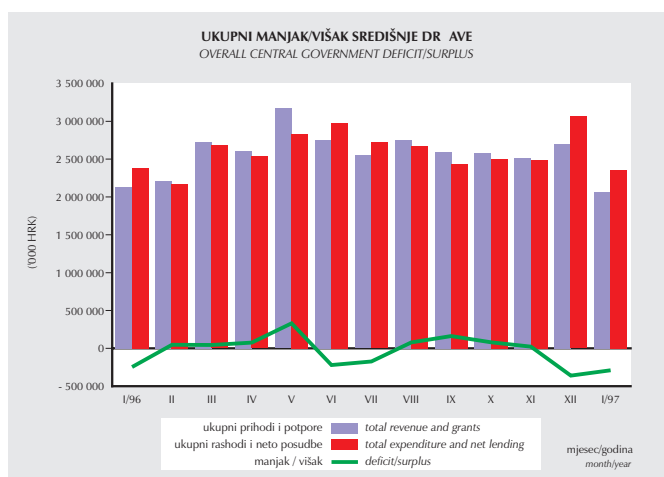
Izvor: Ministarstvo financija
Source: Ministry of Finance

RAZLIČITE MJERE MANJKA/VIŠKA SREDIŠNJEG DR AVNOG PRORAČUNA MEASURES OF CENTRAL GOVERNMENT BUDGET DEFICIT/SURPLUS

KONVENCIONALNI UKUPNI MANJAK/VIŠAK SREDIŠNJE DR AVE ('000 HRK)
(ukupni prihodi i potpore minus ukupni rashodi i posudbe umanjeni za otplate)

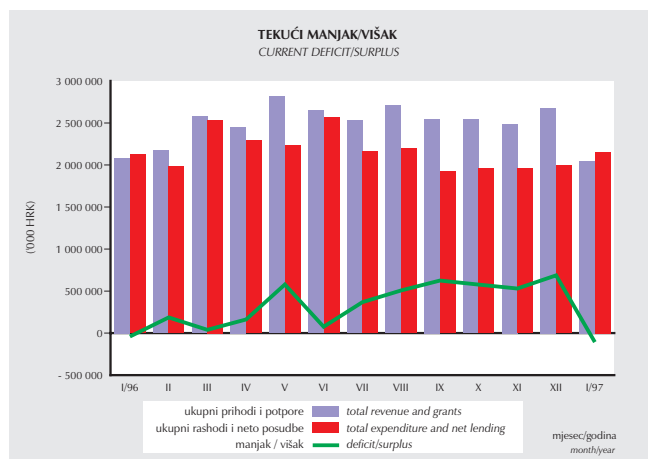
CONVENTIONAL OVERALL CENTRAL GOVT DEFICIT/SURPLUS ('000 HRK)
(total revenue and grants minus total expenditures and lending minus repayments)

	Ukupni prihodi i potpore <i>Total revenue and grants</i>	Ukupni rashodi i posudbe umanjeni za otplate <i>Total expenditures and lending minus repayments</i>	Ukupni manjak/višak <i>Overall deficit/surplus</i>
I/96	2 133 421,00	2 380 269,00	- 246 848,00
II	2 215 805,00	2 168 710,00	47 095,00
III	2 726 745,00	2 682 543,00	44 202,00
IV	2 612 123,00	2 535 342,00	76 781,00
V	3 167 522,00	2 836 715,00	330 807,00
VI	2 754 092,00	2 974 560,00	- 220 468,00
VII	2 546 079,00	2 719 918,00	- 173 839,00
VIII	2 750 052,00	2 671 580,00	78 472,00
IX	2 598 677,00	2 436 759,00	161 918,00
X	2 579 453,55	2 499 309,00	80 144,55
XI	2 514 119,00	2 491 615,00	22 504,00
XII	2 703 970,00	3 064 392,30	-360 422,30
I/97	2 064 654,00	2 354 642,00	-289 988,00



TEKUĆI MANJAK/VIŠAK SREDIŠNJE DR AVE ('000 HRK)
(tekući prihodi minus tekući rashodi)

CURRENT CENTRAL GOVERNMENT DEFICIT/SURPLUS ('000 HRK)
(current revenue minus current expenditures)

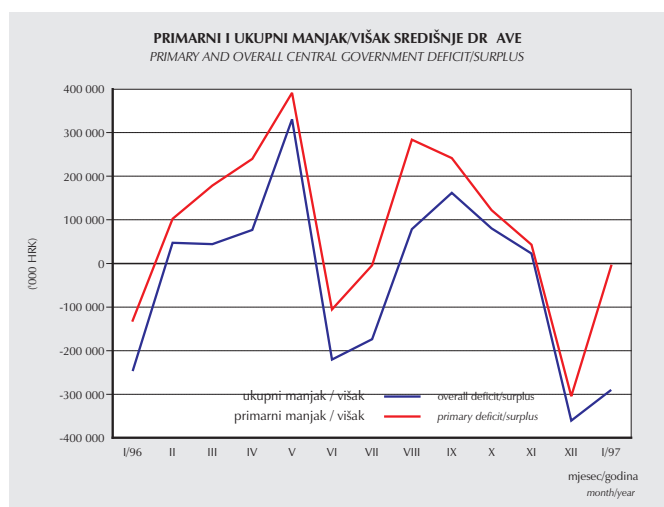


	Tekući prihodi <i>Current revenue</i>	Tekući rashodi <i>Current expenditure</i>	Tekući manjak/višak <i>Current deficit/surplus</i>
I/96	2 084 954,00	2 126 185,00	-41 231,00
II	2 172 566,00	1 985 773,00	186 793,00
III	2 576 631,00	2 537 320,00	39 311,00
IV	2 452 298,00	2 290 175,00	162 123,00
V	2 810 358,00	2 232 215,00	578 143,00
VI	2 645 006,00	2 569 344,00	75 662,00
VII	2 527 583,00	2 159 006,00	368 577,00
VIII	2 702 859,00	2 194 908,00	507 951,00
IX	2 548 470,00	1 923 348,00	625 122,00
X	2 539 506,55	1 961 622,00	577 884,55
XI	2 489 662,00	1 958 644,00	531 018,00
XII	2 678 290,00	1 991 529,30	683 760,70
I/97	2 047 549,00	2 155 379,00	-107 830,00

PRIMARNI MANJAK/VIŠAK SREDIŠNJE DR AVE ('000 HRK)
(ukupni manjak/višak plus plaćanja kamata)

PRIMARY CENTRAL GOVT DEFICIT/SURPLUS ('000 HRK)
(overall deficit/surplus plus interest payments)

	Ukupni manjak/višak <i>Overall deficit/surplus</i>	Plaćanje kamata <i>Interest payments</i>	Primarni manjak/višak <i>Primary deficit/surplus</i>
I/96	- 246 848,00	116 008,00	-130 840,00
II	47 095,00	55 012,00	102 107,00
III	44 202,00	134 467,00	178 669,00
IV	76 781,00	163 227,00	240 008,00
V	330 807,00	60 576,00	391 383,00
VI	- 220 468,00	115 312,00	- 105 156,00
VII	- 173 839,00	169 834,00	- 4 005,00
VIII	78 472,00	205 316,00	283 788,00
IX	161 918,00	79 678,00	241 596,00
X	80 144,55	41 849,00	121 993,55
XI	22 504,00	20 398,00	42 902,00
XII	-360 422,30	55 940,00	-304 482,30
I/97	-289 988,30	284 755,00	-5 233,00



OSTVARENJE IZVANPRORAČUNSKIH FONDOVA
OUTTURN OF EXTRABUDGETARY FUNDS

ZBIRNA TABELA: SUMMARY TABLE OF:	FOND MIROVINSKOG I INVALIDSKOG OSIGURANJA THE PENSION FUND OPERATIONS		FOND ZDRAVSTVENOG OSIGURANJA THE HEALTH INSURANCE FUND OPERATIONS		FOND ZA ZAPOSŁJAVANJE THE EMPLOYMENT FUND OPERATIONS		FOND DOPLATKA ZA DJECU THE CHILD BENEFIT FUND OPERATIONS		JAVNO PODUZEĆE "HRVATSKA VODOPRIVREDA" THE PUBLIC WATER MANAGEMENT FUND	
	(000 HRK)	Plan Budget 1996	Ostvarenje Outturn I-XII/1996	Plan Budget 1996	Ostvarenje Outturn I-XII/1996	Plan Budget 1996	Ostvarenje Outturn I-XII/1996	Plan Budget 1996	Ostvarenje Outturn I-XII/1996	Plan Budget 1996
Ukupni prihodi i dotacije Total revenue and grants	11 750 743	12 407 222	8 595 211	8 750 894	748 114	722 042	853 000	878 500	687 000	797 575
Ukupni prihodi Total revenue	10 642 443	11 246 813	7 985 181	8 134 192	748 114	722 042	853 000	878 500	587 000	688 051
Tekući prihodi Current revenue	10 542 443	11 105 745	7 985 181	8 134 192	748 114	722 042	853 000	878 500	586 400	687 357
Porezni prihodi Tax	10 348 701	10 951 042	7 704 403	7 778 910	715 034	699 785	816 000	877 429	180 000	197 002
Neporezni prihodi Nontax	193 742	154 703	280 778	355 282	33 080	22 257	37 000	1 071	406 400	490 355
Prihodi od kapitala Capital revenue	100 000	141 068	0	0	0	0	0	0	600	694
Dotacije Grants	1 108 300	1 160 409	610 030	616 702	0	0	0	0	100 000	109 524
Ukupni rashodi i posudbe umanjeni za otplate Total expenditure and lending minus repayments	11 750 743	12 411 104	8 685 591	8 924 017	748 114	832 968	853 000	853 165	846 300	940 400
Ukupni rashodi Total expenditure	11 750 743	12 411 104	8 685 591	8 924 017	748 114	832 968	853 000	853 165	846 300	940 400
Tekući rashodi Current expenditure	11 750 743	12 393 518	8 177 862	8 736 628	748 114	803 181	853 000	853 165	280 800	377 775
Kapitalni rashodi Capital expenditure	0	17 586	507 729	187 389	0	29 787	0	0	565 500	562 625
Posudbe umanjene za otplate Lending minus repayments	0	0	0	0	0	0	0	0	0	0
Višak na tekućim računima bez dotacija Current account surplus without grants	- 1 208 300	- 1 287 773	- 192 681	- 602 436	0	- 81 139	0	25 335	305 600	309 582
- udio u GDP-u - as % of GDP	- 1,22	- 1,30	- 0,0	- 0,61	0,00	- 0,08	0,00	0,03	0,31	0,31
Bruto investicije u fiksni kapital Gross fixed capital formation	- 100 000	- 123 482	507 729	187 389	0	29 787	0	0	307 400	303 094
Ukupni manjak/višak Overall deficit/surplus	0	- 3 882	- 90 380	- 173 123	0	- 110 926	0	25 335	- 159 300	- 142 825
- udio u GDP-u - as % of GDP	0,00	0,00	- 0,09	- 0,18	0,00	- 0,11	0,00	0,03	- 0,16	- 0,14
Ukupno financiranje Total financing	0	3 882	90 380	173 123	0	110 926	0	- 25 335	159 300	142 825
Strano financiranje Abroad	0	0	90 380	84 073	0	0	0	0	56 300	43 088
Domaće financiranje Domestic	0	3 882	0	89 050	0	110 926	0	- 25 335	103 000	99 737

*Privremeni podaci / Preliminary data

Izvor: Ministarstvo financija
Source: Ministry of Finance

KONSOLIDIRANA SREDIŠNJA DR AVA
CONSOLIDATED CENTRAL GOVERNMENT

(000 kn) (000 HRK)	Ostvarenje Outturn 1994	% BDP-a % of GDP 1994	Ostvarenje Outturn 1995	% BDP-a % of GDP 1995	Ostvarenje Outturn 1996	% BDP-a % of GDP 1996
Ukupni prihodi i dotacije Total revenue and grants	36 882 251	43,88	43 283 059	47,62	48 396 602	48,98
Dr avni proračun <i>Budgetary central government</i>	23 142 632	27,54	27 980 779	30,78	31 367 481	31,75
Izvanproračunski fondovi <i>Extrabudgetary funds</i>	13 739 619	16,35	15 302 280	16,84	17 029 121	17,23
1. Fond mirovinskog i invalidskog osiguranja <i>Pension fund</i>	7 165 145	8,53	8 720 426	9,59	9 584 721	9,70
2. Fond zdravstvenog osiguranja <i>Health insurance fund</i>	3 775 177	4,49	4 558 053	5,01	5 196 313	5,26
3. Fond za zapošljavanje <i>Employment fund</i>	556 729	0,66	691 171	0,76	676 112	0,68
4. Sredstva doplatka za djecu <i>Child benefit fund</i>	689 405	0,82	782 087	0,86	878 500	0,89
5. Hrvatske ceste <i>Road fund</i>	1 117 508	1,33	-	-	-	-
6. Hrvatska vodoprivreda <i>Public water management fund</i>	435 655	0,52	550 543	0,61	693 475	0,70
Ukupni rashodi i posudbe umanjeni za otplate Total expenditure and lending minus repayments	35 469 290	42,20	44 166 098	48,59	48 874 039	49,46
Dr avni proračun <i>Budgetary central government</i>	20 732 367	24,67	26 189 262	28,81	27 591 903	27,92
Izvanproračunski fondovi <i>Extrabudgetary funds</i>	14 736 923	17,53	17 976 836	19,78	21 282 136	21,54
1. Fond mirovinskog i invalidskog osiguranja <i>Pension fund</i>	6 685 575	7,95	8 860 687	9,75	10 459 776	10,59
2. Fond zdravstvenog osiguranja <i>Health insurance fund</i>	5 255 669	6,25	7 083 073	7,79	8 357 507	8,46
3. Fond za zapošljavanje <i>Employment fund</i>	416 095	0,50	445 942	0,49	676 184	0,68
4. Sredstva doplatka za djecu <i>Child benefit fund</i>	665 178	0,79	820 581	0,90	853 165	0,86
5. Hrvatske ceste <i>Road fund</i>	1 206 974	1,44	-	-	-	-
6. Hrvatska vodoprivreda <i>Public water management fund</i>	507 432	0,60	766 553	0,84	935 504	0,95
Ukupni deficit/suficit Overall deficit/surplus	1 412 961	1,68	-883 039	-0,97	-477 437	-0,48
Ukupno financiranje <i>Total financing</i>	-1 412 961	-1,68	883 039	0,97	477 437	0,48
1. Strano financiranje <i>Abroad</i>	-12 982	-0,02	755 158	0,83	931 093	0,94
2. Domaće financiranje <i>Domestic</i>	-1 399 979	-1,67	127 881	0,14	-453 656	-0,46

Izvor: Ministarstvo financija
Source: Ministry of Finance

KOTACIJA OBVEZNICA JDA 95-1 I JDB NA ZAGREBAČKOJ BURZI TRADING WITH BONDS JDA 95-1 AND JDB ON THE ZAGREB STOCK EXCHANGE

Obveznice Republike Hrvatske JDA 95-1 i JDB izdane su u slijedećim apoenima:

Bonds of the Republic of Croatia JDA 95-1 and JDB were issued in the following notes:

1. JDA 001 - 1 000 DEM, izdano 4 700 obveznica / JDA 001 - 1 000 DM, 4 700 bonds issued
2. JDA 005 - 5 000 DEM, izdano 1 800 obveznica / JDA 005 - 5 000 DM, 1 800 bonds issued
3. JDA 010 - 10 000 DEM, izdano 1 500 obveznica / JDA 010 - 10 000 DM, 1 500 bonds issued
4. JDA 050 - 50 000 DEM, izdano 1 500 obveznica / JDA 050 - 50 000 DM, 1 500 bonds issued
5. JDA 100 - 100 000 DEM, izdano 500 obveznica / JDA 100 - 100 000 DM, 500 bonds issued
6. JDB - 1 000 DEM, izdano 147 100 obveznica / JDB - 1 000 DM, 147 100 bonds issued

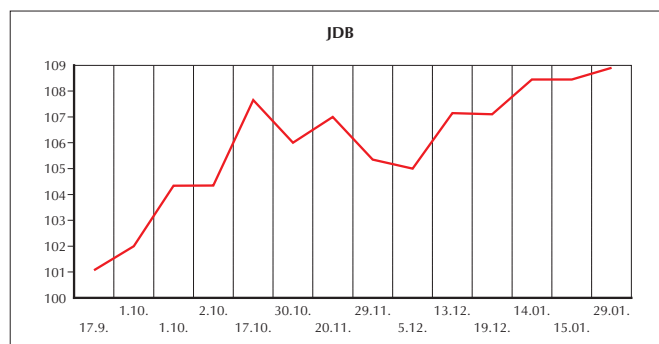
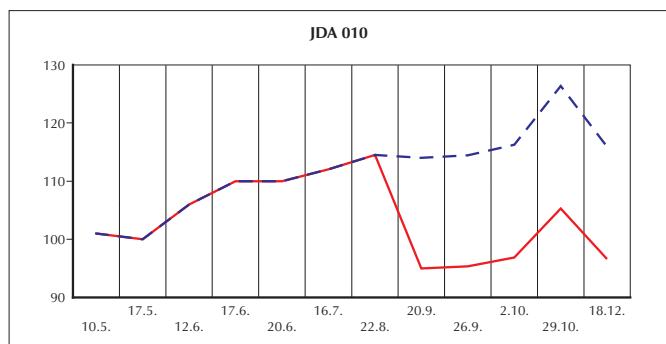
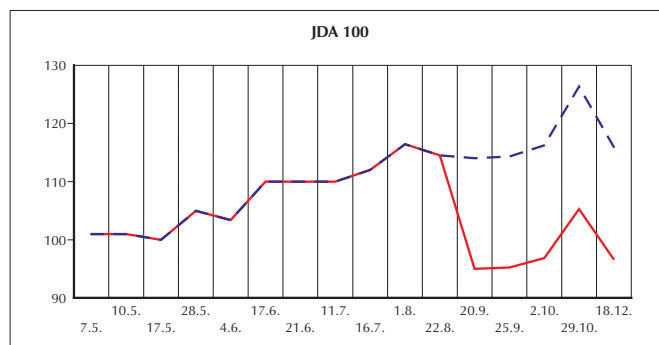
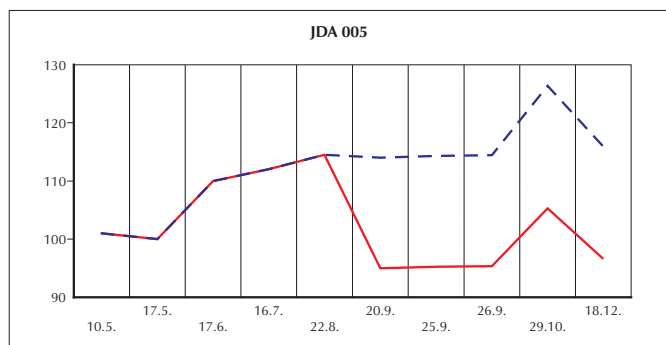
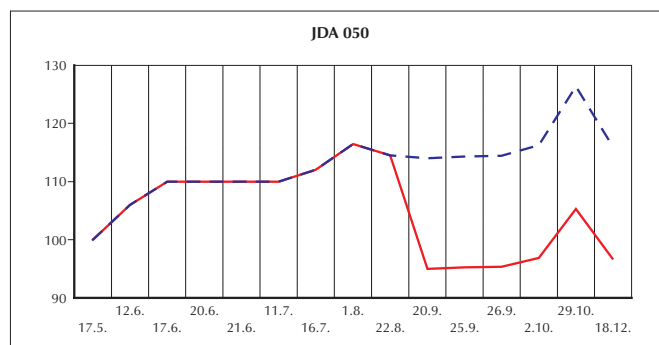
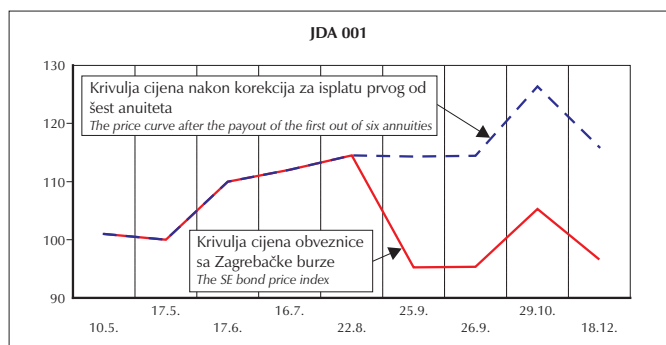
* Dospjeća JDA i JDB obveznica su 1999. godine.

* Maturity for JDA and JDB bonds is the year 1999.

MJESEČNO IZVJEŠĆE O PROMETU I CIJENAMA OBVEZNICA REPUBLIKE HRVATSKE NA ZAGREBAČKOJ BURZI ZA SIJEČANJ 1997. GODINE MONTHLY REPORT ON TURNOVER AND BOND PRICES OF THE REPUBLIC OF CROATIA ON THE ZAGREB STOCK EXCHANGE - JANUARY 1997

Obveznice <i>Bonds</i>	Minimalna cijena u % nominalne <i>Minimum price as % of nominal value</i>	Maksimalna cijena u % nominalne <i>Maximum price as % of nominal value</i>	Broj prodanih obveznica <i>Number of bonds sold</i>	Promet po dionici <i>Turnover per bond</i>
JDB	108,45 %	108,90 %	6 952	26 848 785,36

Obveznicama JDA se u siječnju nije trgovalo.
JDA bonds were not traded in January.



* Na y-osi prikazani su cjenovni indeksi obveznica, dok su na x-osi prikazani datumi transakcija (dan/mjesec).

* Vertical axis shows bond price indices, while horizontal axis gives transaction dates (day/month).

Izvor: Ministarstvo financija, Zagrebačka burza
Source: Ministry of Finance, Zagreb Stock Exchange

REZULTATI AUKCIJA TREZORSKIH ZAPISA MINISTARSTVA FINANCIJA RESULTS OF THE TREASURY BILL'S AUCTION HELD BY THE MINISTRY OF FINANCE

Stranim investitorima na aukcije trezorskih zapisa nije dozvoljen direktan pristup.
Foreign investors have no direct access to T-bill auctions.

Datum aukcije: 28. siječanj 1997.
Date of auction: 28 January 1997
Iznos i vrsta emisije: 63 000 000,00 HRK - na 91 dan
Size and type of issue: 63 000 000,00 HRK - 91 days' T-bills

Ukupan iznos pristiglih ponuda: 74 000 000,00 HRK
Total of bids received: 74 000 000,00 HRK

Vagana prosječna ponuđena cijena: 97 105,00
uz kamatu od 11,96 %
Weighted average price of the bids received: 97 105,00
yielding 11,96 %
Ostvarena jedinstvena prodajna cijena: 96 978,00
na 100 HRK uz kamatu od 12,50 %
Uniform price allocation at 96 978,00 HRK per 100 HRK
nominal value, yielding 12,50 %.

11. veljače 1997.
11 February 1997
65 000 000,00 HRK - na 91 dan
65 000 000,00 HRK - 42 days' T-bills

85 000 000,00 HRK
85 000 000,00 HRK

Vagana prosječna ponuđena cijena: 97 079,00
uz kamatu od 12,07 %
Weighted average price of the bids received: 97 079,00
yielding 12,07 %
Ostvarena jedinstvena prodajna cijena: 97 036,00
na 100 HRK uz kamatu od 12,25 %
Uniform price allocation at 97 036,00 HRK per 100 HRK
nominal value, yielding 12,25 %.

Datum aukcije: 18. veljače 1997.
Date of auction: 18 February 1997
Iznos i vrsta emisije: 81 000 000,00 HRK - na 42 dana
Size and type of issue: 81 000 000,00 HRK - 42 days' T-bills

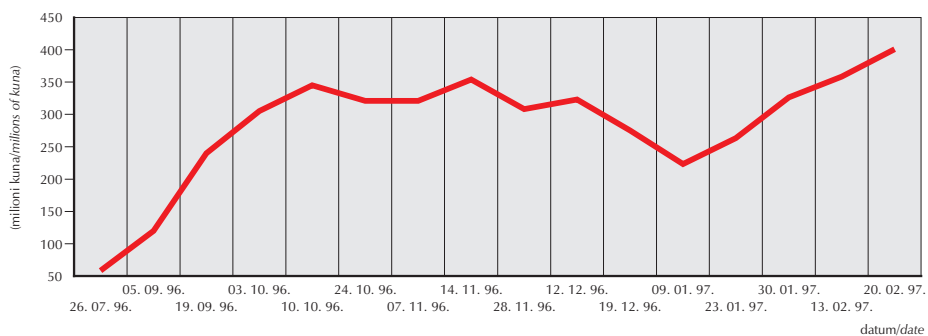
Ukupan iznos pristiglih ponuda: 81 000 000,00 HRK
Total of bids received: 81 000 000,00 HRK

Vagana prosječna ponuđena cijena: 98 849,00
uz kamatu od 10,12 %
Weighted average price of the bids received: 98 849,00
yielding 10,12 %
Ostvarena jedinstvena prodajna cijena: 98 806,00
na 100 HRK uz kamatu od 10,50 %
Uniform price allocation at 98 806,00 HRK per 100 HRK
nominal value, yielding 10,50 %.

Struktura upisanih trezorskih zapisa prema kupcima
Structure of bids accepted according to buyers



Obveze po izdanim trezorskim zapisima
T-Bill's Outstanding Debt

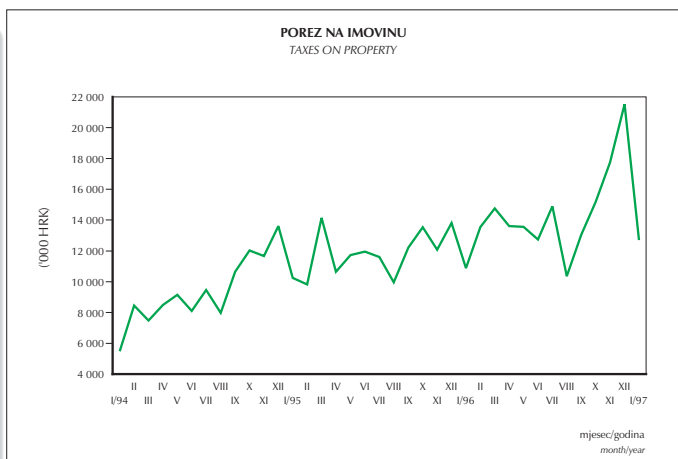
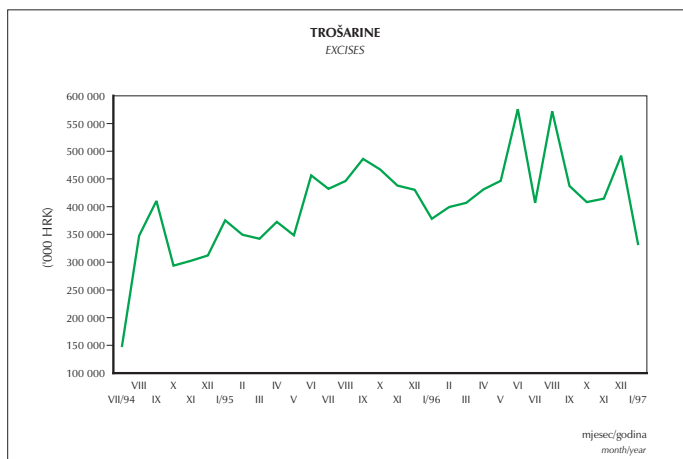
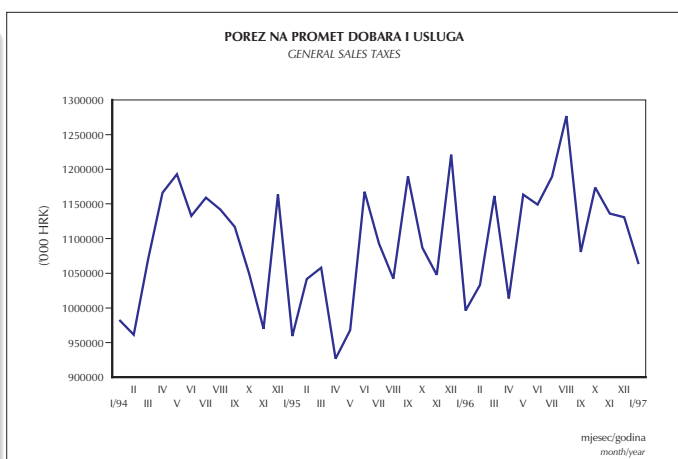
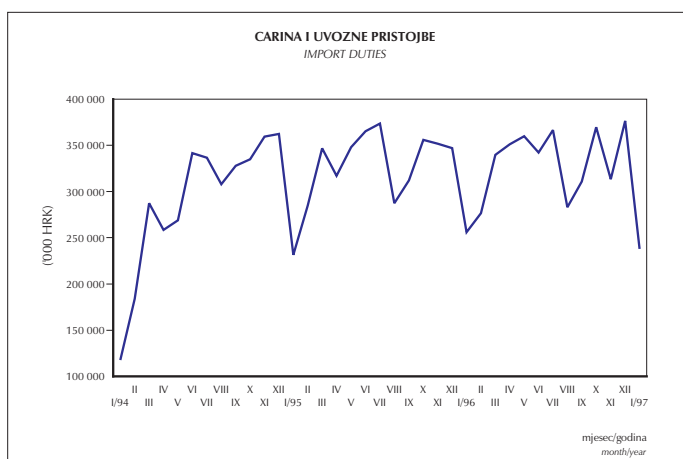
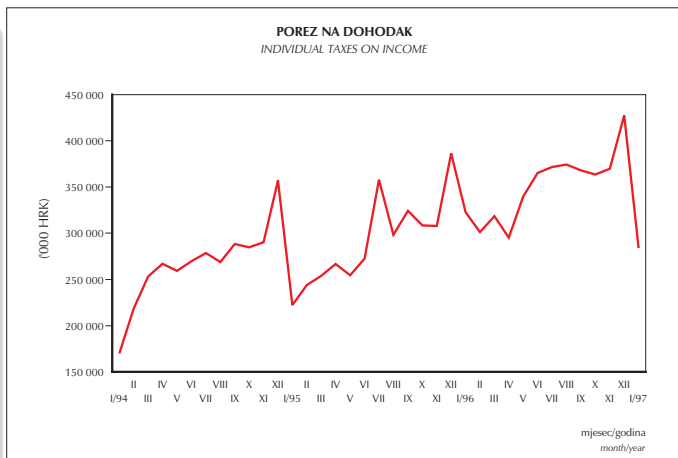
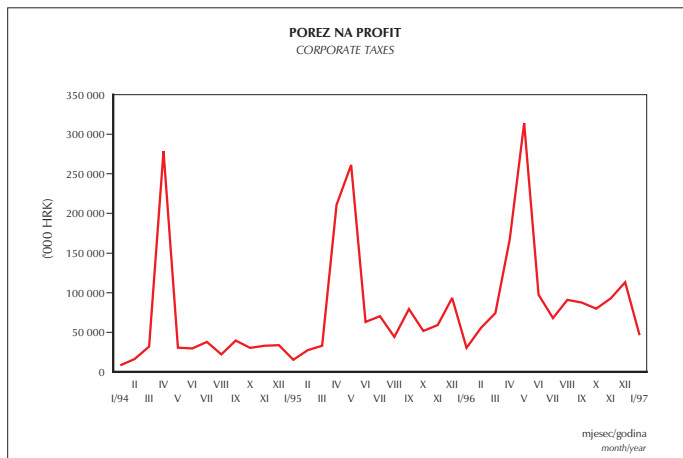


RASHODI DR AVNOG PRORAČUNA PO FUNKCIONALNOJ KLASIFIKACIJI
BUDGETARY CENTRAL GOVERNMENT EXPENDITURE BY FUNCTION

	(Nominalne vrijednosti u 000 HRK) (Nominal values in 000 of HRK)				Udio u bruto domaćem proizvodu (u postotku) Share in gross domestic product (as percentage)			
	Ostvarenje Outturn			Proračun Budget 1997	Ostvarenje Outturn			Proračun Budget 1997
	1994	1995	1996		1994	1995	1996	
Ukupni rashodi i neto posudbe <i>Total expenditure and net lending</i>	22 598 774	28 696 186	31 501 501	35 792 168	26,9	31,6	31,9	33,1
I. Ukupni rashodi <i>Total expenditure</i>	22 282 792	28 475 583	30 972 816	33 854 738	26,5	31,3	31,3	31,3
1. Opće javne slu be <i>General public services</i>	1 674 965	1 911 166	1 911 595	2 178 747	2,0	2,1	1,9	2,0
2. Poslovi i usluge obrane <i>Defense affairs and services</i>	7 650 165	9 910 927	7 760 190	7 000 136	9,1	10,9	7,9	6,5
3. Poslovi javnog reda i sigurnosti <i>Public order and safety affairs</i>	2 841 432	3 351 489	3 714 158	4 069 233	3,4	3,7	3,8	3,8
4. Poslovi i uluge obrazovanja <i>Education affairs and services</i>	2 864 662	3 277 776	3 599 830	4 049 762	3,4	3,6	3,6	3,7
5. Poslovi i usluge zdravstva <i>Health affairs and services</i>	57 245	78 167	151 619	193 157	0,1	0,1	0,2	0,2
6. Socijalno osiguranje i zaštita <i>Social security and welfare aff. and services</i>	2 547 002	3 185 789	4 408 288	6 293 035	3,0	3,5	4,5	5,8
7. Poslovi stanovanja i komunalnih djelatnosti <i>Housing and community amenity aff. & serv.</i>	462 741	1 343 216	2 602 722	2 078 389	0,6	1,5	2,6	1,9
8. Rekreatijski, kulturni i relig. poslovi i usluge <i>Recreational, cultural and religious aff. and serv.</i>	308 960	430 115	401 711	546 821	0,4	0,5	0,4	0,5
9. Poljoprivreda, šumarstvo, ribolov ... <i>Agriculture, forestry, fishing ... aff. and serv.</i>	652 968	511 479	550 976	612 675	0,8	0,6	0,6	0,6
10. Rudarstvo, industrija i građevinarstvo <i>Mining, manufacturing, const. aff. and serv.</i>	192 398	255 352	381 307	463 141	0,2	0,3	0,4	0,4
11. Poslovi i usluge prometa i veza <i>Transport and communicat. aff. and serv.</i>	1 498 506	2 232 489	3 404 954	3 098 331	1,8	2,5	3,4	2,9
12. Ostali ekonomski poslovi i usluge <i>Other economic aff. and services</i>	273 661	226 887	305 008	363 101	0,3	0,2	0,3	0,3
13. Troškovi koji nisu klasificirani u glavne grupe <i>Expenditures not classified by major group</i>	1 258 087	1 760 731	1 771 458	2 908 210	1,5	1,9	1,8	2,7
UKUPNO (I + financiranje) TOTAL (I+ Payments not incl. above)	22 701 724	29 696 921	33 575 403	37 807 864	27,0	32,7	34,0	35,0

Izvor: Ministarstvo financija
Source: Ministry of Finance

POREZNI PRIHODI U 1994., 1995., 1996. I 1997. GODINI TAX REVENUE IN 1994, 1995, 1996 AND 1997

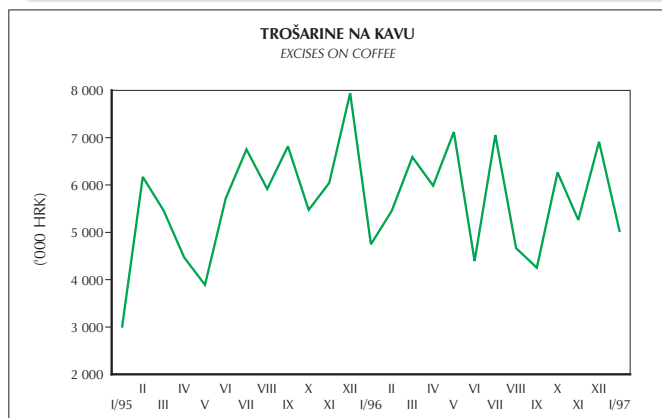
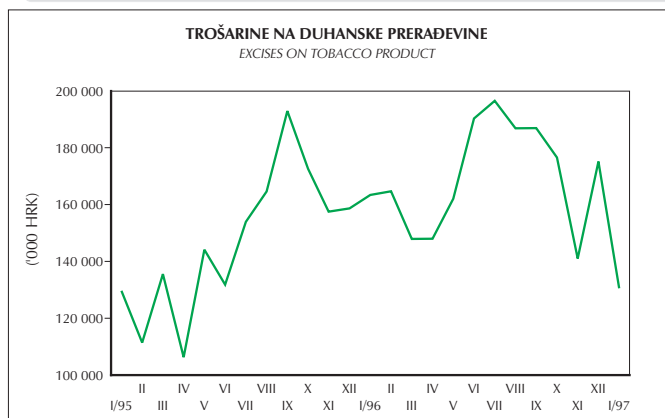
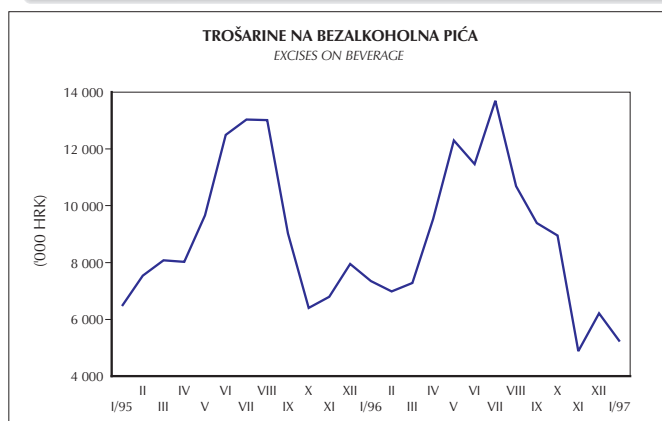
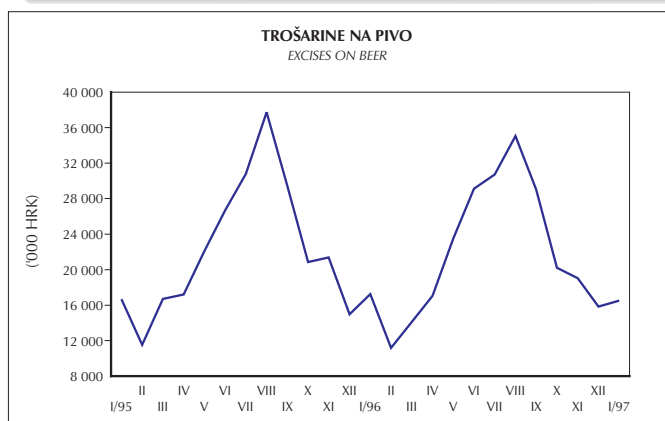
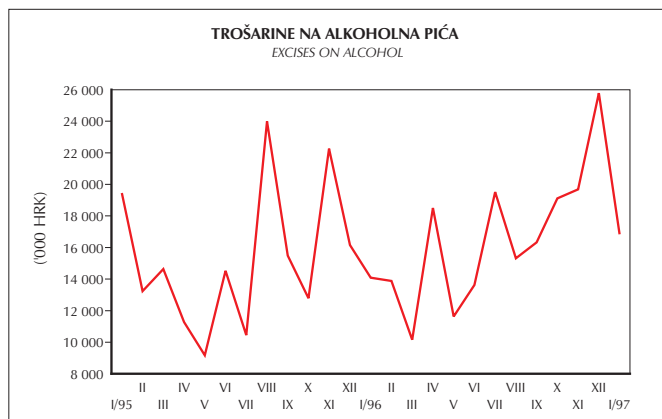
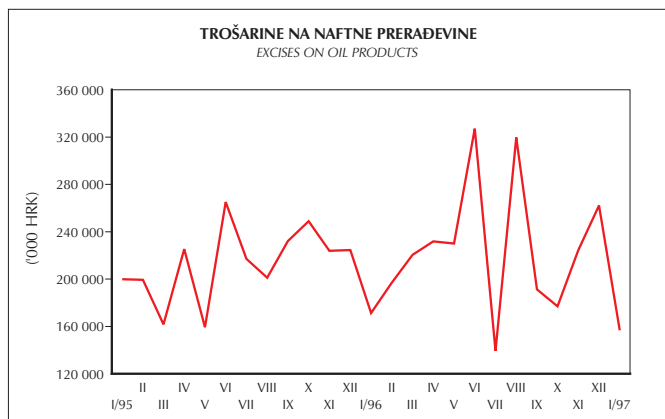


Napomena: serija poreza na promet u 1995. godini nije direktno usporediva sa onom iz 1994. zbog izdvajanja trošarina iz poreza na promet u srpnju 1994. godine.
- podaci su nedesezonirane nominalne varijable

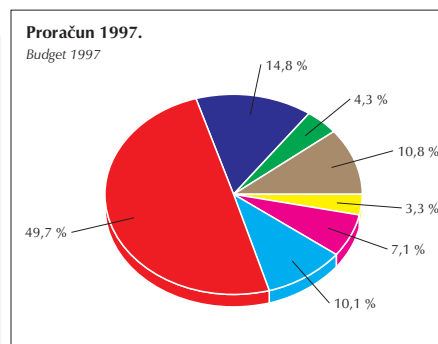
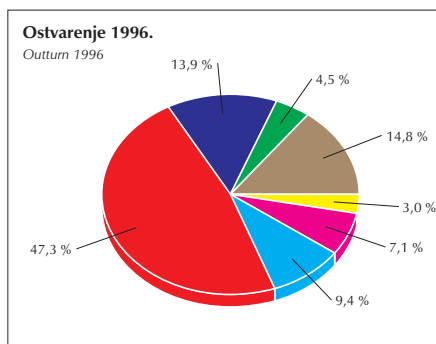
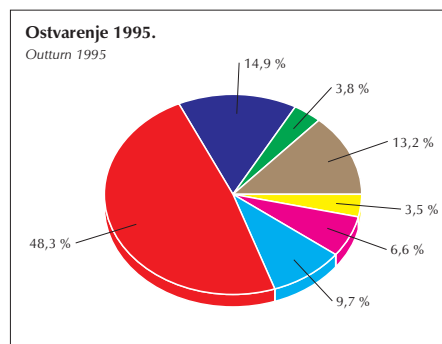
Notes on methodology: general sales tax data in 1995 are not directly comparable with those from 1994, due to the extraction of excise taxes from general sales tax in July 1994.
- data are expressed as nominal values not seasonally adjusted

Izvor: Ministarstvo financija
Source: Ministry of Finance

NAPLATA I STRUKTURA TROŠARINA U 1995., 1996. I 1997. GODINI EXCISES' TAXATION AND ITS STRUCTURE IN 1995, 1996 AND 1997



STRUKTURA POREZNIH PRIHODA STRUCTURE OF TAX REVENUES



Porez na dohodak Individual taxes on income
 Porez na dobit Corporate taxes
 Carina i uvozne pristojbe Import duties
 Porez na promet dobara i usluga General sales taxes
 Trošarine na naftne prerađevine Excises on oil products
 Trošarine na duhan Excises on tobacco products
 Ostalo Other taxes

Napomena: podaci nisu desezonirani
Notes on methodology: data are not seasonally adjusted

IZVOR: MINISTARSTVO FINANCIJA
SOURCE: MINISTRY OF FINANCE