



MJESEČNI STATISTIČKI PRIKAZ MINISTARSTVA FINANCIJA broj 19

MONTHLY STATISTICAL REVIEW OF THE MINISTRY OF FINANCE number 19

UKUPNI MANJAK/VIŠAK SREDIŠNJE DR AVE
OVERALL CENTRAL GOVERNMENT DEFICIT/SURPLUS

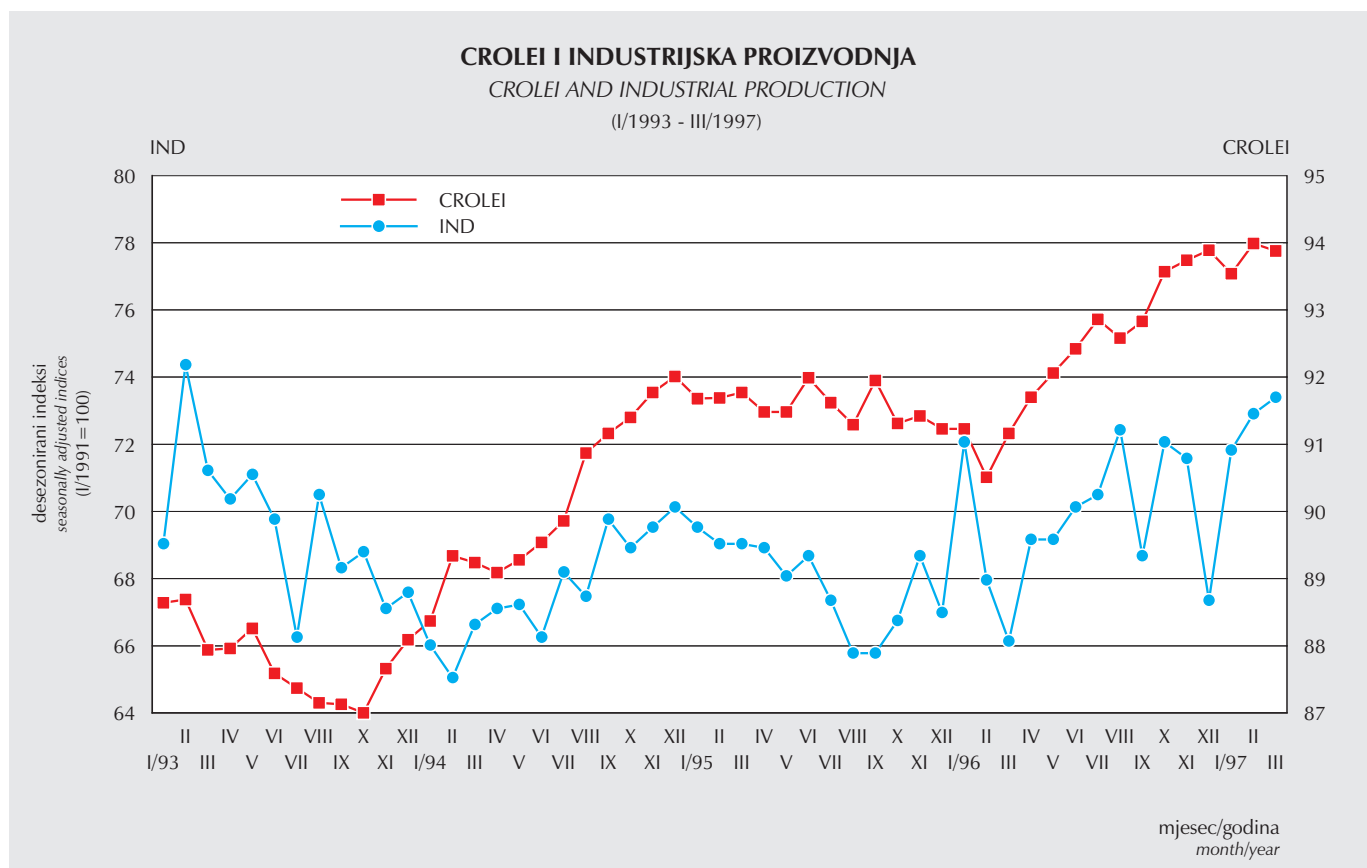


CROLEI - NAVJEŠĆUJUĆI POKAZATELJ INDUSTRIJSKE PROIZVODNJE

CROLEI indeks navješćuje trend industrijske proizvodnje i globalne ekonomske aktivnosti. Uzlazno kretanje CROLEI indeksa od rujna prethodne godine uspješno je najavilo snažan rast referentne serije tijekom prvog tromjesečja 1997. godine. Naime, industrijska proizvodnja u ožujku je dosegla najvišu razinu u posljednjih nekoliko godina. Istovremeno, prema posljednjim vrijednostima CROLEI indeksa očekuje se, uz moguće manje oscilacije, daljnji rast industrijske proizvodnje i tijekom ljeta.

CROLEI - LEADING INDICATOR OF INDUSTRIAL PRODUCTION

CROLEI index announces a trend in the industrial and overall economic activity. A persistent rise of the CROLEI index from September 1996 has successfully announced a strong growth of the referent series in the first quarter of 1997. Namely, industrial production in March has reached the highest level in the last few years. At the same time, according to the last observations of CROLEI index, a further growth with small oscillations, can be expected during Summer of 1997.



Upotrebom tzv. navješćujućih indikatora Ekonomski Institut - Zagreb i Ministarstvo financija izrađuju kompozitni indeks CROLEI za kratkoročno prognoziranje kretanja gospodarske aktivnosti u Hrvatskoj. **CROLEI (CROatian Leading Economic Indicator)** indeks temelji se na metodologiji razvijenoj u američkom National Bureau of Economic Research, pri čemu se kao referentna serija koristi indeks industrijske proizvodnje. Ovaj pokazatelj odražava kretanje slijedećih deset navješćujućih pokazatelja: indeks fizičkog obujma zaliha sirovina kod proizvođača u industriji, broj korisnika novčane naknade zbog nezaposlenosti, izvršeni sati rada u graditeljstvu, vrijednost ugovorenih građevinskih radova u zemlji-ukupno, promet u trgovini na malo, promet u trgovini na veliko, uvoz repromaterijala, materijalni rashodi neprivrede, primanja stanovništva od prodaje proizvoda i usluga, novčana masa, M1.

CROLEI (Croatian Leading Economic Indicator), the composite index aimed at forecasting global economic activity is a joint product of Institute of Economics-Zagreb and the Croatian Ministry of Finance. CROLEI is computed according to National Bureau of Economic Research methodology, using the index of industrial production as referent data. This indicator is calculated on the basis of ten following leading indicators: Index of total volume of raw materials' stocks in industry, Number of unemployment compensation beneficiaries, Effective work hours in construction, Total value of contracted domestic construction projects, Retail turnover, Wholesale turnover, Imports of intermediate goods, Expenditures in non-production activities, Household revenues from sales of goods and services, Money stock, M1.

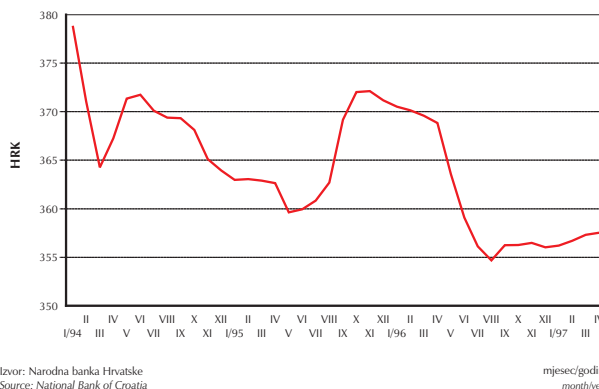
GODIŠNJI INDEKSI OSNOVNIH MAKROEKONOMSKIH POKAZATELJA
ANNUAL INDICES OF BASIC MACROECONOMIC INDICATORS

	1995. 1994.	1996. 1995.	I.-II. 1997. I.-II. 1996.	I.-III. 1997. I.-III. 1996.
Fizički obujam industrijske proizvodnje <i>Total volume of production in mining and industry</i>	100,3	103,1	101,7	103,0
Promet u trgovini na malo <i>Turnover in retail trade</i>	112,5	111,6	131,0	132,3
Realni promet u trgovini na malo <i>Real turnover in retail trade</i>	112,5	108,9	127,7	128,8
Cijene industrijskih proizvoda pri proizvođačima <i>Manufacturer's prices for industrial products</i>	100,7	101,4	101,9	102,0
Cijene na malo, godišnji prosjek <i>Retail prices, year average</i>	102,0	103,5	104,0	104,0
Troškovi života, godišnji prosjek <i>Cost of living, year average</i>	104,0	104,3	103,9	103,8
Ukupan broj zaposlenih ¹⁾ <i>Total number of employees¹⁾</i>	95,5	95,4	95,2	95,8
Ukupan broj nezaposlenih, godišnji prosjek <i>Total number of unemployed, annual average</i>	98,9	108,5	106,9	107,2
Prosječne mjesečne neto plaće, ukupno <i>Average monthly net wages and salaries, total</i>	145,8	111,8	116,6	117,2
Privreda <i>Goods and services sector</i>	145,1	113,6	116,8	117,5
Neprivreda <i>Education, health and government</i>	146,8	107,3	116,2	116,6
Noćenja turista, ukupno <i>Nights spent by tourists, total</i>	64,5	166,5	111,2	133,4

1) U ukupan broj zaposlenih nisu uključeni individualni poljoprivrednici i zaposleni u Ministarstvu obrane i Ministarstvu unutarnjih poslova.
 1) Employees at Ministries of Internal Affairs and Defence, as well as independent farmers are not included.

Izvor: Državni zavod za statistiku
 Source: Central Bureau of Statistics

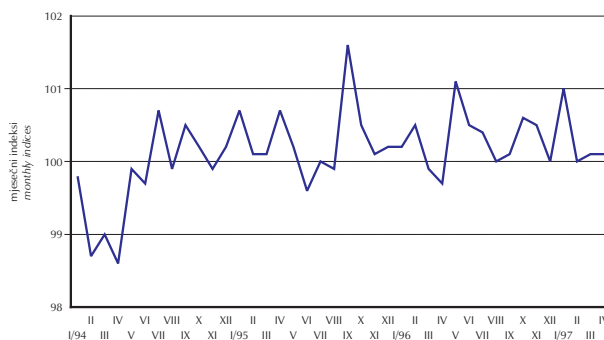
PROSJEČNI MJESEČNI TEČAJ DEM NARODNE BANKE HRVATSKE
AVERAGE MONTHLY NBC EXCHANGE RATE
 (HRK/100 DEM)



Izvor: Narodna banka Hrvatske
 Source: National Bank of Croatia

mjesec/godina
 month/year

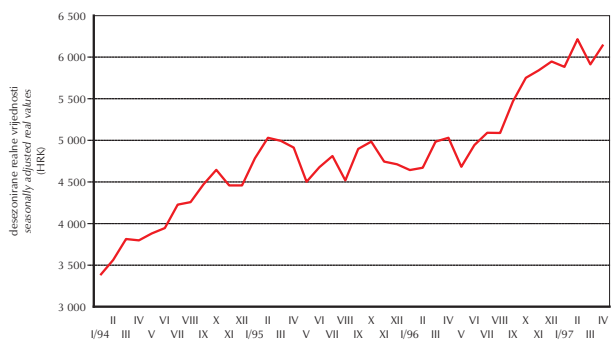
CIJENE NA MALO
RETAIL PRICES



Izvor: Državni zavod za statistiku
 Source: Central Bureau of Statistics

mjesec/godina
 month/year

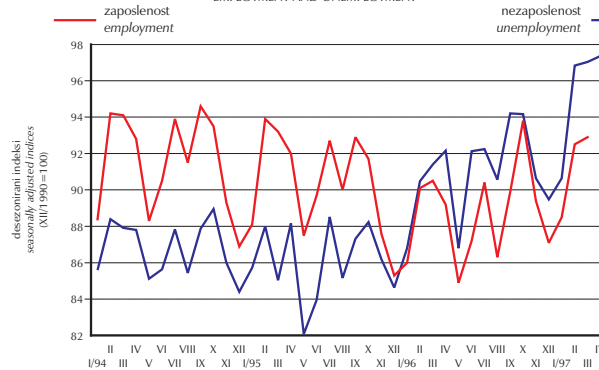
PROMET U TRGOVINI NA MALO
RETAIL TRADE



Izvor: Državni zavod za statistiku
 Source: Central Bureau of Statistics

mjesec/godina
 month/year

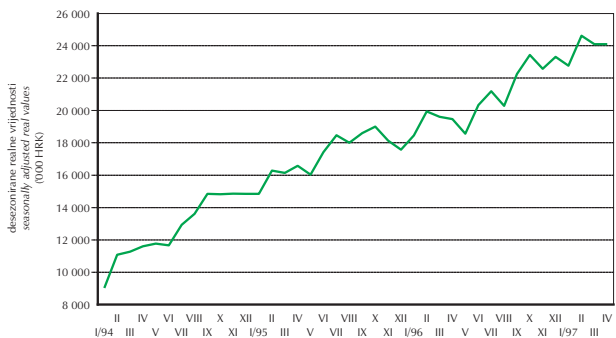
ZAPOSLENOST I NEZAPOSLENOST
EMPLOYMENT AND UNEMPLOYMENT



Izvor: Zavod za zapošljavanje
 Source: Employment Bureau

mjesec/godina
 month/year

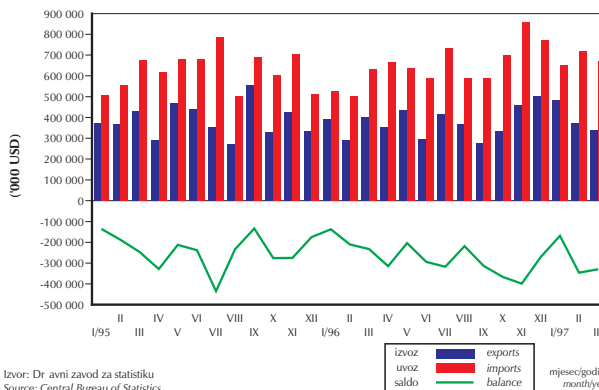
NOVČANA MASA M1
MONEY STOCK M1



Izvor: Narodna banka Hrvatske
 Source: National Bank of Croatia

mjesec/godina
 month/year

ROBNA RAZMJENA S INOZEMSTVOM
MERCHANDISE EXPORTS AND IMPORTS



Izvor: Državni zavod za statistiku
 Source: Central Bureau of Statistics

mjesec/godina
 month/year

OSTVARENJE PRORAČUNA SREDIŠNJE DR AVNE VLASTI
OUTTURN OF CENTRAL GOVERNMENT BUDGET

	Nominalne vrijednosti u 000 HRK Nominal values in 000 HRK			Udio u proračunu [%] Share in budget [%]		Ostvarenje Outturn I-IV/1997
	Proračun Budget 1997	Ostvarenje Outturn IV/1997	Ostvarenje Outturn I-IV/1997	Ostvarenje Outturn IV/1997	Ostvarenje Outturn I-IV/1997	Ostvarenje Outturn I-IV/1996
Ukupni prihodi i potpore <i>Total revenue and grants</i>	32 955 470	2 968 747	9 663 870	9,01	29,32	103,92
Ukupni prihodi <i>Total revenue</i>	32 955 470	2 968 747	9 663 870	9,01	29,32	103,92
Tekući prihodi <i>Current revenue</i>	31 534 507	2 947 549	9 577 764	9,35	30,37	104,90
Porezni prihodi <i>Tax revenue</i>	29 609 310	2 748 503	8 886 720	9,28	30,01	102,43
Porezi na dohodak <i>Taxes on individual income</i>	3 183 744	302 517	1 192 106	9,50	37,44	96,33
Porez na dobit <i>Taxes on profits</i>	1 269 453	486 722	712 214	38,34	56,10	217,47
Porezi na imovinu <i>Taxes on property</i>	166 712	20 152	64 317	12,09	38,58	121,87
Porezi na promet dobara i usluga <i>General sales taxes</i>	14 720 906	1 139 927	4 250 094	7,74	28,87	101,08
Trošarine <i>Excises'</i>	5 863 625	396 815	1 376 562	6,77	23,48	85,23
Porezi na međunarodnu trgovinu <i>Taxes on international trade</i>	4 370 402	399 983	1 283 988	9,15	29,38	104,53
Ostali porezi <i>Other taxes</i>	34 468	2 387	7 439	6,93	21,58	71,72
Neporezni prihodi <i>Nontax revenue</i>	1 925 197	199 046	691 044	10,34	35,89	152,23
Prihodi od kapitala <i>Capital revenue</i>	1 420 963	21 198	86 106	1,49	6,06	50,79
Dotacije <i>Grants</i>	0	0	0	0,00	0,00	0,00
Ukupni rashodi i posudbe umanjene za otplate <i>Total expenditure and lending minus repayments</i>	35 792 168	3 002 440	11 023 948	8,39	30,80	112,87
Ukupni rashodi <i>Total expenditure</i>	33 854 738	2 969 304	10 772 594	8,77	31,82	111,06
Tekući rashodi <i>Current expenditure</i>	29 383 031	2 583 703	9 586 705	8,79	32,63	107,24
Rashodi za dobra i usluge <i>Expenditure on goods and services</i>	20 176 801	1 779 215	6 257 339	8,82	31,01	90,23
Plaćanje kamata <i>Interest payments</i>	2 352 679	87 898	868 152	3,74	36,90	185,22
Subvencije i ostali tekući transferi <i>Subsidies and other current transfers</i>	6 853 551	716 590	2 461 214	10,46	35,91	160,23
Kapitalni rashodi <i>Capital expenditure</i>	4 471 707	385 601	1 185 889	8,62	26,52	155,96
Posudbe umanjene za otplate <i>Lending minus repayments</i>	1 937 430	33 136	251 354	1,71	12,97	374,91
Višak na tekućim računima bez dotacija <i>Current account surplus without grants</i>	2 151 476	363 846	- 8 941	16,91	- 0,42	- 4,69
- % od BDP-a % of GDP	1,99	0,34	- 0,01			
Ukupni manjak/višak <i>Overall deficit/surplus</i>	- 2 836 698	- 33 693	- 1 360 078	1,19	47,95	291,07
- % od BDP-a % of GDP	- 2,63	- 0,03	- 1,26			
Ukupno financiranje <i>Total financing</i>	2 836 698	33 693	1 360 078	1,19	47,95	291,07
Strano financiranje <i>Abroad financing</i>	5 112 675	101 843	1 715 479	1,99	33,55	965,71
Domaće financiranje <i>Domestic financing</i>	- 2 275 977	- 68 150	- 355 401	2,99	15,62	- 122,71

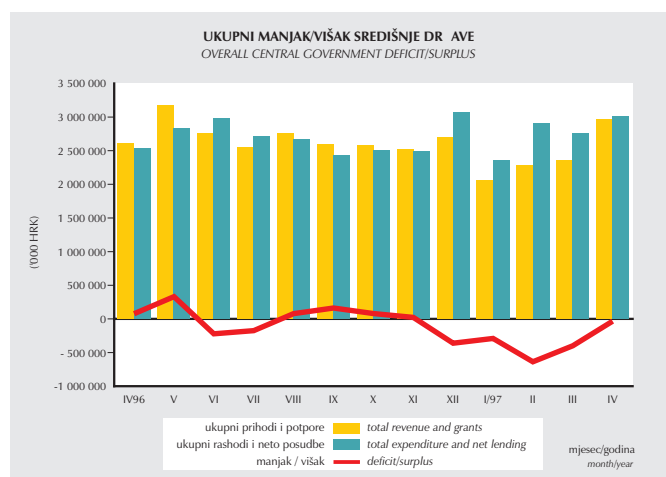
Izvor: Ministarstvo financija
Source: Ministry of Finance

RAZLIČITE MJERE MANJKA/VIŠKA SREDIŠNJEG DR AVNOG PRORAČUNA MEASURES OF CENTRAL GOVERNMENT BUDGET DEFICIT/SURPLUS

KONVENCIONALNI UKUPNI MANJAK/VIŠAK SREDIŠNJE DR AVE ('000 HRK)
(ukupni prihodi i potpore minus ukupni rashodi i posudbe umanjani za otplate)

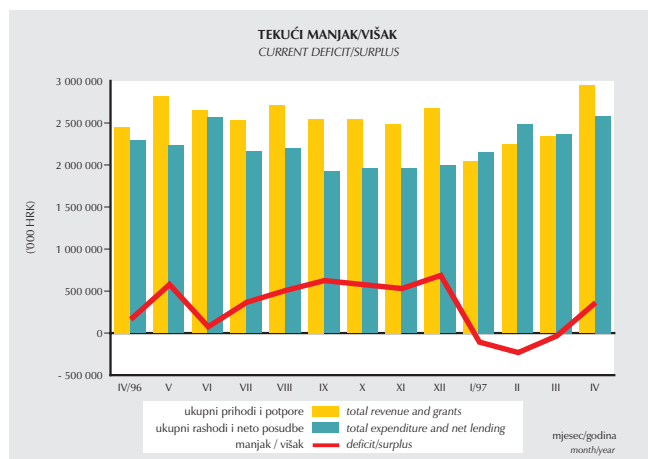
CONVENTIONAL OVERALL CENTRAL GOVT DEFICIT/SURPLUS ('000 HRK)
(total revenue and grants minus total expenditures and lending minus repayments)

	Ukupni prihodi i potpore <i>Total revenue and grants</i>	Ukupni rashodi i posudbe umanjani za otplate <i>Total expenditures and lending minus repayments</i>	Ukupni manjak/višk <i>Overall deficit/surplus</i>
IV/96	2 612 123,00	2 535 342,00	76 781,00
V	3 167 522,00	2 836 715,00	330 807,00
VI	2 754 092,00	2 974 560,00	- 220 468,00
VII	2 546 079,00	2 719 918,00	- 173 839,00
VIII	2 750 052,00	2 671 580,00	78 472,00
IX	2 598 677,00	2 436 759,00	161 918,00
X	2 579 453,55	2 499 309,00	80 144,55
XI	2 514 119,00	2 491 615,00	22 504,00
XII	2 703 970,00	3 064 392,30	-360 422,30
I/97	2 064 654,00	2 354 642,00	-289 988,00
II	2 276 240,00	2 913 042,00	-636 802,00
III	2 354 229,00	2 753 824,00	-399 595,00
IV	2 968 747,00	3 002 440,00	-33 693,00



TEKUĆI MANJAK/VIŠAK SREDIŠNJE DR AVE ('000 HRK)
(tekući prihodi minus tekući rashodi)

CURRENT CENTRAL GOVERNMENT DEFICIT/SURPLUS ('000 HRK)
(current revenue minus current expenditures)

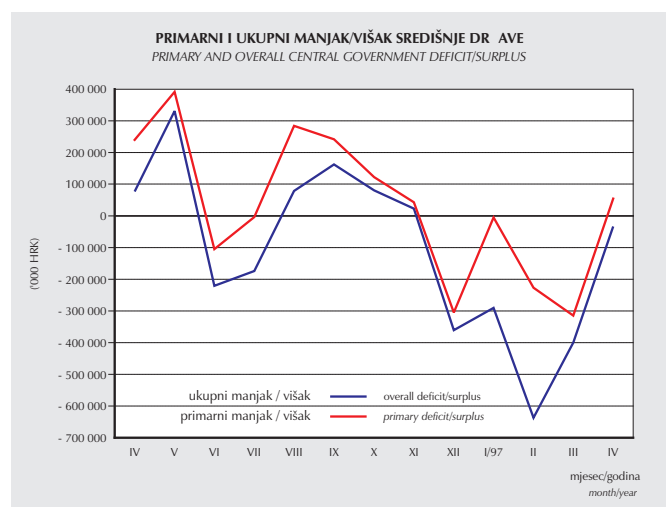


	Tekući prihodi <i>Current revenue</i>	Tekući rashodi <i>Current expenditure</i>	Tekući manjak/višk <i>Current deficit/surplus</i>
IV/96	2 452 298,00	2 290 175,00	162 123,00
V	2 810 358,00	2 232 215,00	578 143,00
VI	2 645 006,00	2 569 344,00	75 662,00
VII	2 527 583,00	2 159 006,00	368 577,00
VIII	2 702 859,00	2 194 908,00	507 951,00
IX	2 548 470,00	1 923 348,00	625 122,00
X	2 539 506,55	1 961 622,00	577 884,55
XI	2 489 662,00	1 958 644,00	531 018,00
XII	2 678 290,00	1 991 529,30	686 760,70
I/97	2 047 549,00	2 155 379,00	-107 830,00
II	2 246 957,00	2 478 654,00	-231 697,00
III	2 335 709,00	2 368 969,00	-33 260,00
IV	2 947 549,00	2 583 703,00	363 846,00

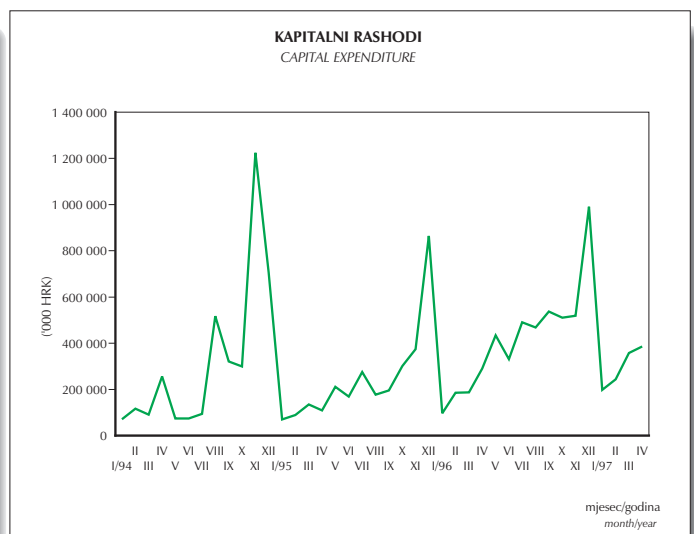
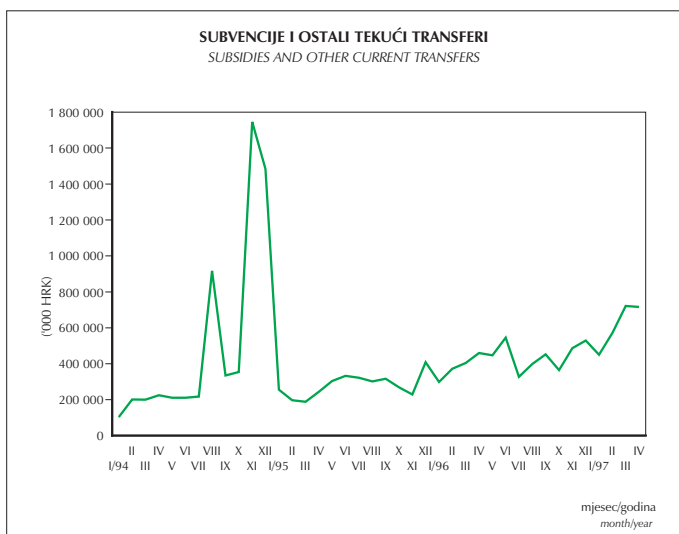
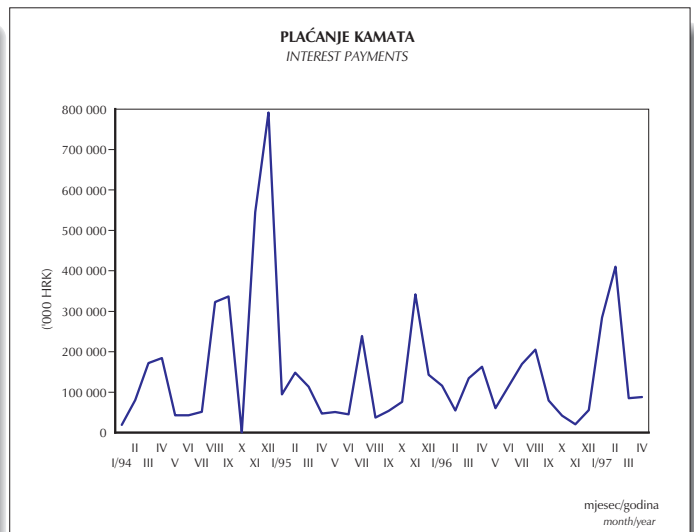
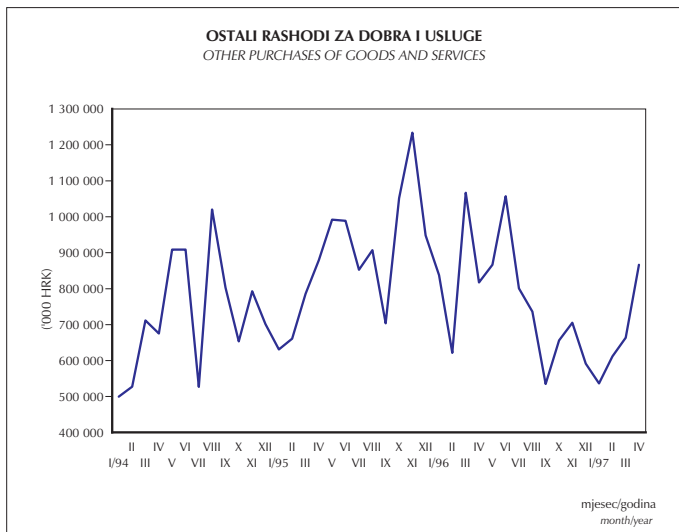
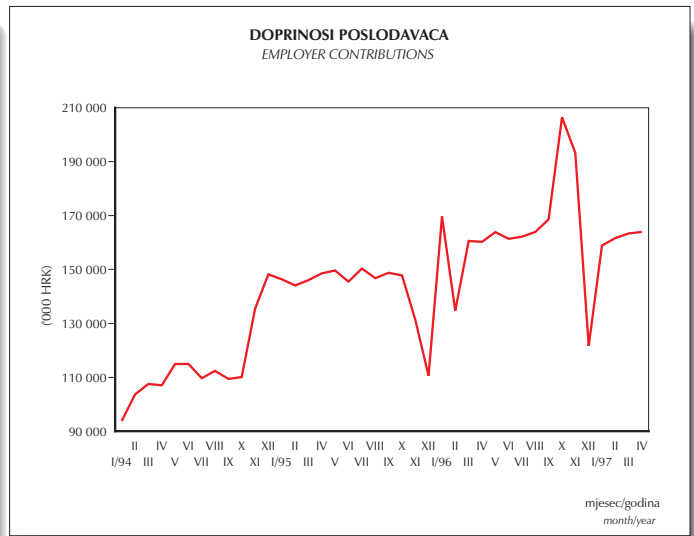
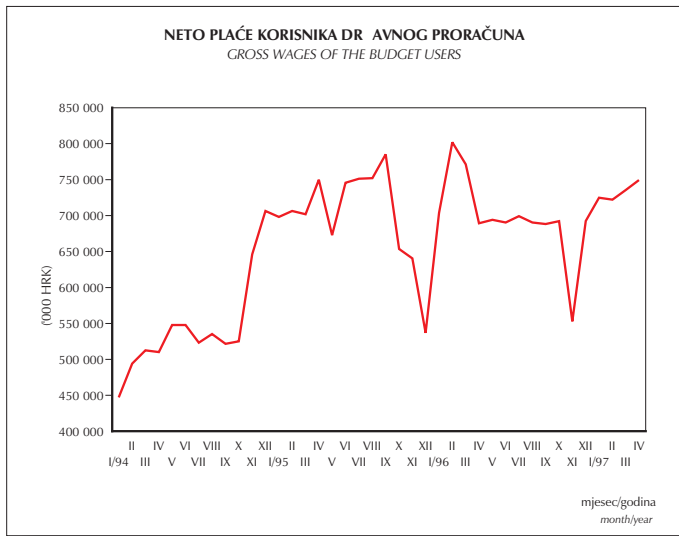
PRIMARNI MANJAK/VIŠAK SREDIŠNJE DR AVE ('000 HRK)
(ukupni manjak/višk plus plaćanja kamata)

PRIMARY CENTRAL GOVT DEFICIT/SURPLUS ('000 HRK)
(overall deficit/surplus plus interest payments)

	Ukupni manjak/višk <i>Overall deficit/surplus</i>	Plaćanje kamata <i>Interest payments</i>	Primarni manjak/višk <i>Primary deficit/surplus</i>
IV/96	76 781,00	163 227,00	240 008,00
V	330 807,00	60 576,00	391 383,00
VI	- 220 468,00	115 312,00	- 105 156,00
VII	- 173 839,00	169 834,00	- 4 005,00
VIII	78 472,00	205 316,00	283 788,00
IX	161 918,00	79 678,00	241 596,00
X	80 144,55	41 849,00	121 993,55
XI	22 504,00	20 398,00	42 902,00
XII	-360 422,30	55 940,00	-304 482,30
I/97	-289 988,00	284 755,00	-5 233,00
II	-636 802,00	410 220,00	-226 582,00
III	-399 595,00	85 279,00	-314 316,00
IV	-33 693,00	87 898,00	54 205,00



RASHODI SREDIŠNJEG DR AVNOG PRORAČUNA CENTRAL GOVERNMENT EXPENDITURES



REZULTATI AUKCIJA TREZORSKIH ZAPISA MINISTARSTVA FINANCIJA RESULTS OF THE TREASURY BILL'S AUCTION HELD BY THE MINISTRY OF FINANCE

Stranim investitorima na aukcije trezorskih zapisa nije dozvoljen direktan pristup. Slijedeća aukcija odr at će se 20.svibnja, kada će biti ponuđen upis 50.000.000,00 kuna trezorskih zapisa s dospijecom od 182 dana.

Foreign investors have no direct access to T-bill auctions. Next auction will be on 20 May for 182 days' T-bills at the amount of 50.000.000,00 HRK.

Datum aukcije: 29. travnja 1997.
Date of auction: 29 April 1997
Iznos i vrsta emisije: 100 000 000,00 HRK - na 91 dan
Size and type of issue: 100 000 000,00 HRK - 91 days' T-bills

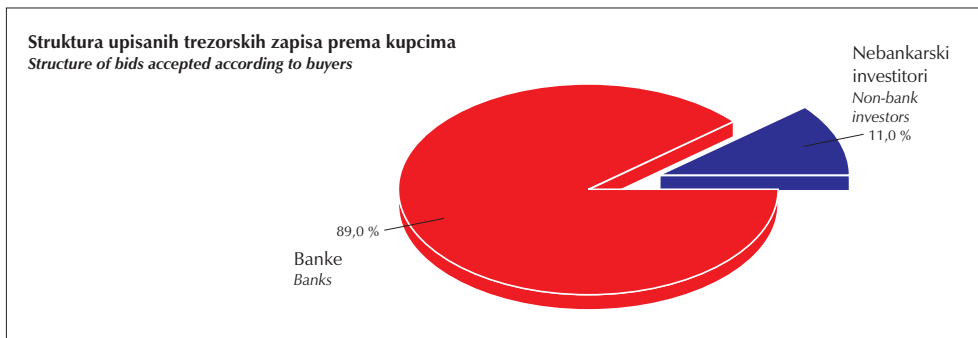
Ukupan iznos pristiglih ponuda: 137 400 000,00 HRK
Total of bids received: 137 400 000,00 HRK

Vagana prosječna ponudena cijena: 97 378,00
uz kamatu od 10,80 %
Weighted average price of the bids received: 97 378,00
yielding 10,80 %
Ostvarena jedinstvena prodajna cijena: 97 343,00
na 100 HRK uz kamatu od 10,95 %
Uniform price allocation at 97 343 ,00 HRK per 100 HRK
nominal value, yielding 10,95 %

Datum aukcije: 13. svibnja 1997.
Date of auction: 13 May 1997
Iznos i vrsta emisije: 103 900 000,00 HRK - na 42 dana
Size and type of issue: 103 900 000,00 HRK - 42 days' T-bills

Ukupan iznos pristiglih ponuda: 204 900 000,00 HRK
Total of bids received: 204 900 000,00 HRK

Vagana prosječna ponudena cijena: 98 912,00
uz kamatu od 9,56 %
Weighted average price of the bids received: 98 912,00
yielding 9,56 %
Ostvarena jedinstvena prodajna cijena: 98 919,00
na 100 HRK uz kamatu od 9,50 %
Uniform price allocation at 98 919 ,00 HRK per 100 HRK
nominal value, yielding 9,50 %.



OBVEZNICE REPUBLIKE HRVATSKE NA LUXEMBURŠKOJ BURZI BONDS OF THE REPUBLIC OF CROATIA ON THE LUXEMBOURG STOCK EXCHANGE

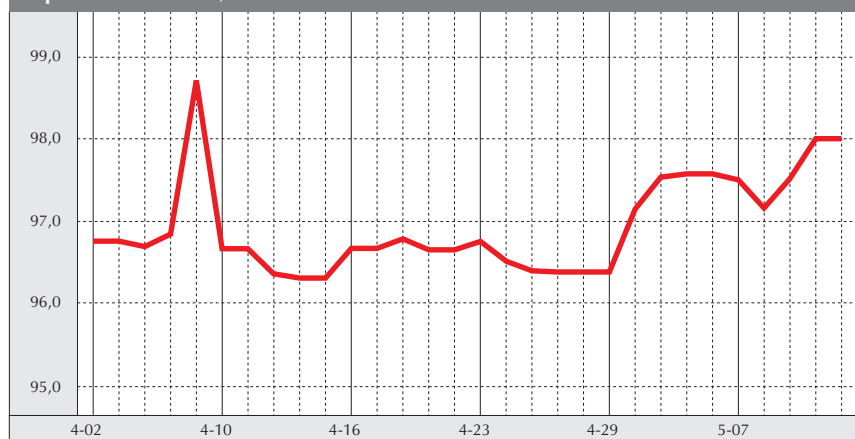
(stanje 14. svibnja 1997.)
(as of 14 May 1997)

	Kamatna stopa <i>Interest rate</i>	Dospijeće <i>Maturity</i>	Raspon <i>Spread</i>	Prinos do dospijeća <i>Yield to maturity</i>	Cijena <i>Bond price</i>
Obveznice A <i>Bonds A</i>	LIBOR +0,81	31/07/2010	156	8,29%	97,38
Obveznice B <i>Bonds B</i>	LIBOR +0,81	31/07/2006	145	8,08%	98,50
Euro-obveznice <i>Eurobonds</i>	7%	27/02/2002	90	7,46%	98,00

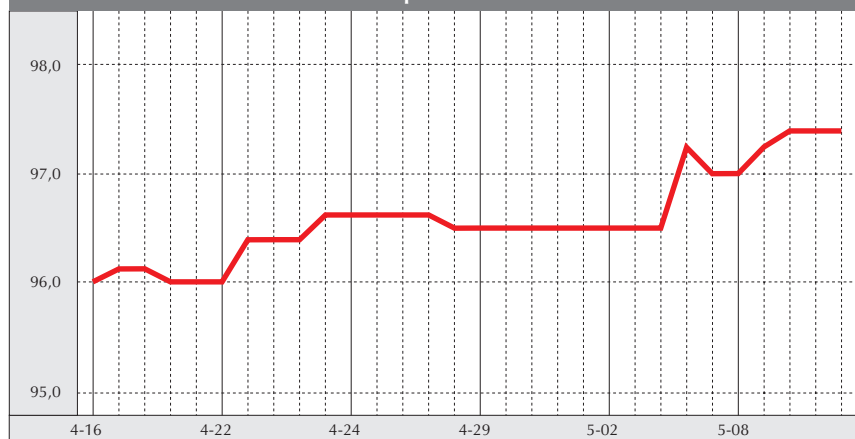
* Obveznice A i obveznice B su obveznice izdate prema Londonskom klubu.
Bond A and Bond B are bonds issued to the London Club.

* Euro-obveznice su prve dolarske euro-obveznice.
Eurobonds are inaugural Eurodollar bonds.

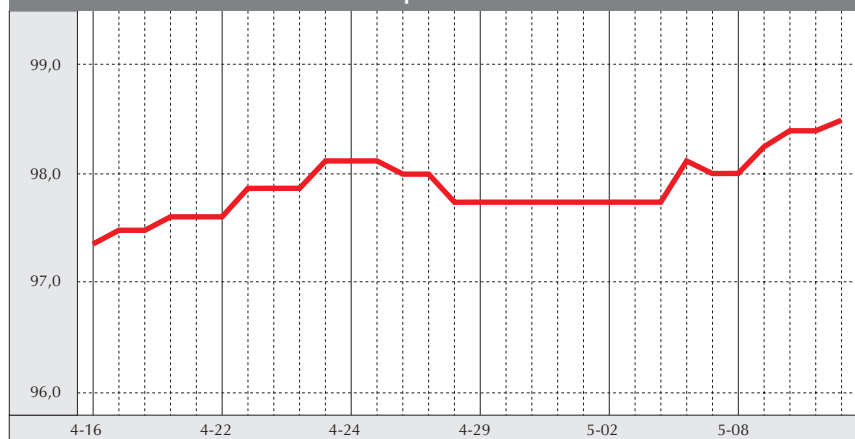
Euro-obveznice: Republic of Croatia 7,000% 02-27-02



Obveznice A: Croatia FRN SER A 6 month Libor 81.25bps 07-31-10



Obveznice B: Croatia FRN SER B 6 month Libor 81.25bps 07-31-16



KONSOLIDIRANI DR AVNI PRORAČUN
CONSOLIDATED CENTRAL GOVERNMENT

	Nominalne vrijednosti u 000 HRK <i>Nominal values in 000 HRK</i>			Udio u BDP-u [%] <i>Share in GDP [%]</i>		
	Proračun <i>Budget</i> 1997	Ostvarenje <i>Outturn</i> I-II/1997	Ostvarenje <i>Outturn</i> I-III/1997	Proračun <i>Budget</i> 1997	Ostvarenje <i>Outturn</i> I-II/1997	Ostvarenje <i>Outturn</i> I-III/1997
Ukupni prihodi i dotacije <i>Total revenue and grants</i>	51 035 592	7 210 196	11 150 265	47,24	6,67	10,32
Dr avni proračun <i>Budgetary central government</i>	32 955 470	4 340 894	6 695 123	30,50	4,02	6,20
Izvanproračunski fondovi <i>Extrabudgetary funds</i>	18 080 122	2 869 302	4 455 142	16,74	2,66	4,12
1. Fond mirovinskog i invalidskog osiguranja <i>Pension fund</i>	10 137 872	1 615 363	2 550 963	9,38	1,50	2,36
2. Fond zdravstvenog osiguranja <i>Health insurance fund</i>	5 626 855	863 057	1 324 232	5,21	0,80	1,23
3. Fond za zapošljavanje <i>Employment fund</i>	574 221	96 715	148 169	0,53	0,09	0,14
4. Sredstva doplatka za djecu <i>Child benefit fund</i>	891 174	145 074	224 162	0,82	0,13	0,21
5. Hrvatska vodoprivreda <i>Public water management fund</i>	850 000	149 093	207 616	0,79	0,14	0,19
Ukupni rashodi i posudbe umanjeni za otplate <i>Total expenditure and lending minus repayments</i>	54 059 387	8 221 315	12 502 467	50,04	7,61	11,57
Dr avni proračun <i>Budgetary central government</i>	30 340 940	4 430 326	6 665 108	28,08	4,10	6,17
Izvanproračunski fondovi <i>Extrabudgetary funds</i>	23 718 447	3 790 989	5 837 359	21,95	3,51	5,40
1. Fond mirovinskog i invalidskog osiguranja <i>Pension fund</i>	11 618 560	2 084 188	3 171 090	10,75	1,93	2,94
2. Fond zdravstvenog osiguranja <i>Health insurance fund</i>	9 285 808	1 256 702	2 012 375	8,60	1,16	1,86
3. Fond za zapošljavanje <i>Employment fund</i>	777 192	115 255	169 849	0,72	0,11	0,16
4. Sredstva doplatka za djecu <i>Child benefit fund</i>	903 307	177 944	252 201	0,84	0,16	0,23
5. Hrvatska vodoprivreda <i>Public water management fund</i>	1 133 580	156 900	231 844	1,05	0,15	0,21
Ukupni manjak/višak <i>Overall deficit/surplus</i>	- 3 023 795	- 1 011 119	- 1 352 202	- 2,80	- 0,94	- 1,25
Ukupno financiranje <i>Total financing</i>	3 023 795	1 011 119	1 352 202	2,80	0,94	1,25
Strano financiranje <i>Aboard</i>	5 224 272	1 019 222	1 637 843	4,84	0,94	1,52
Domaće financiranje <i>Domestic</i>	- 2 200 477	- 8 103	- 285 641	- 2,04	- 0,01	- 0,26

Izvor: Ministarstvo financija
Source: Ministry of Finance

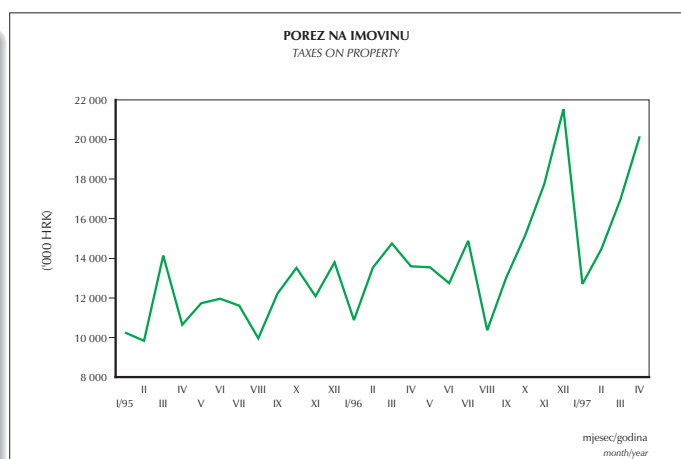
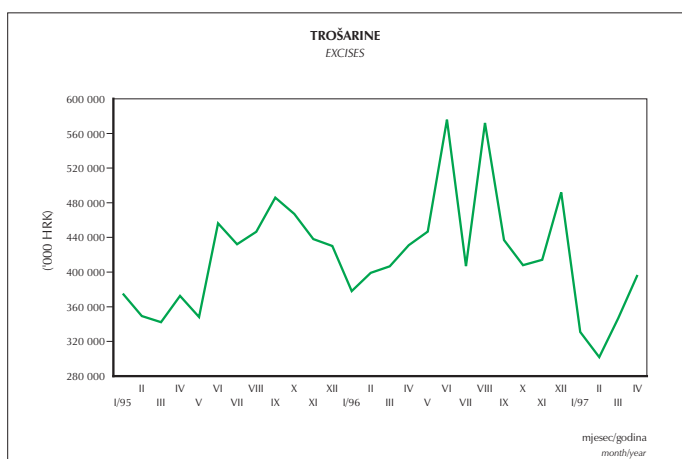
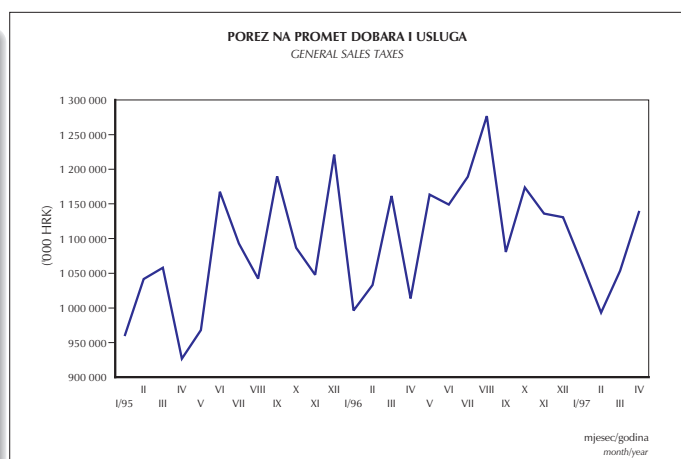
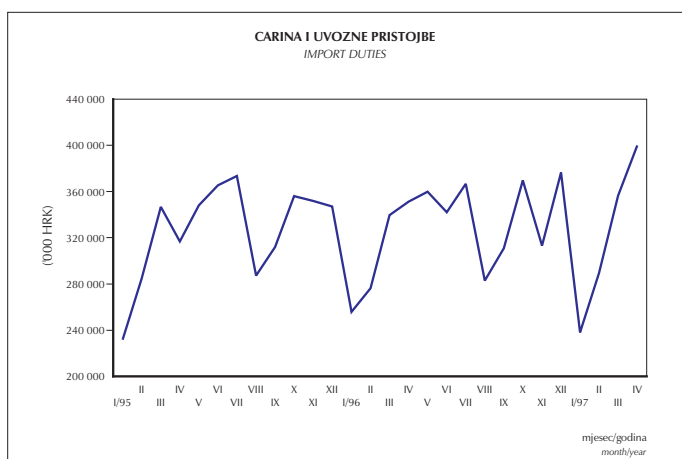
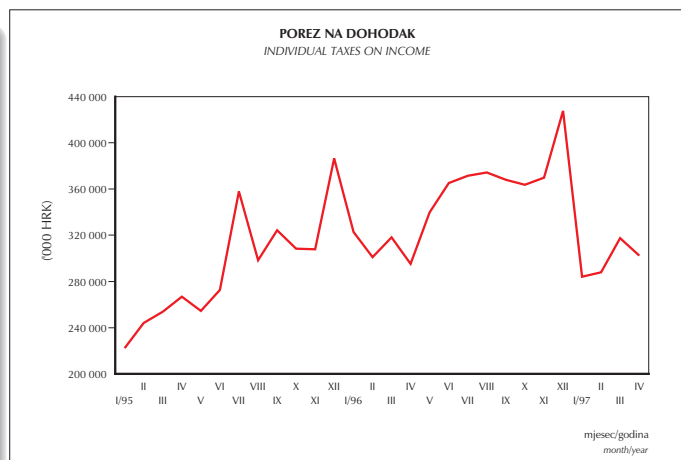
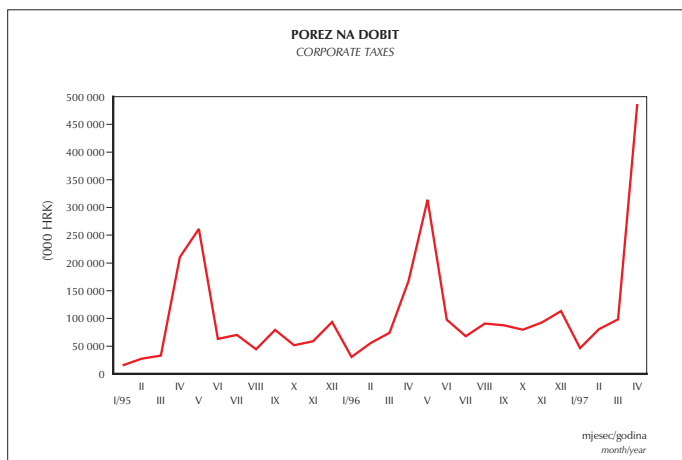
OSTVARENJE IZVANPRORAČUNSKIH FONDOVA

OUTTURN OF EXTRABUDGETARY FUNDS

ZBIRNA TABELA: SUMMARY TABLE OF:	FOND MIROVINSKOG I INVALIDSKOG OSIGURANJA THE PENSION FUND OPERATIONS			FOND ZDRAVSTVENOG OSIGURANJA THE HEALTH INSURANCE FUND OPERATIONS			FOND ZA ZAPOSŁJAVANJE THE EMPLOYMENT FUND OPERATIONS			FOND DOPLATKA ZA DJECU THE CHILD BENEFIT FUND OPERATIONS			JAVNO PODUZEĆE "HRVATSKA VODOPRIVREDA" THE PUBLIC WATER MANAGEMENT FUND		
	(000 HRK)	Plan Budget 1997	Ostvarenje Outturn I-II/1997	Ostvarenje Outturn I-III/1997	Plan Budget 1997	Ostvarenje Outturn I-II/1997	Ostvarenje Outturn I-III/1997	Plan Budget 1997	Ostvarenje Outturn I-II/1997	Ostvarenje Outturn I-III/1997	Plan Budget 1997	Ostvarenje Outturn I-II/1997	Ostvarenje Outturn I-III/1997	Plan Budget 1997	Ostvarenje Outturn I-II/1997
Ukupni prihodi i dotacije <i>Total revenue and grants</i>	14 130 689	2 276 253	3 612 963	9 883 921	1 368 429	2 161 524	1 004 065	114 662	193 959	903 307	147 446	227 846	953 000	149 093	223 066
Ukupni prihodi <i>Total revenue</i>	11 873 238	1 889 053	2 962 963	9 218 441	1 246 233	1 985 683	687 625	114 662	175 181	903 307	147 446	227 846	850 000	149 093	207 616
Tekući prihodi <i>Current revenue</i>	11 743 238	1 879 278	2 905 458	9 218 441	1 246 233	1 985 683	687 625	114 662	175 181	903 307	147 446	227 846	849 800	149 055	207 558
Porezni prihodi <i>Tax</i>	11 623 900	1 825 288	2 826 116	8 974 191	1 233 189	1 958 303	677 625	112 063	172 283	902 268	147 210	227 448	215 000	32 757	51 609
Neporezni prihodi <i>Nontax</i>	119 338	53 990	79 342	244 250	23 044	27 380	10 000	2 599	2 898	1 039	236	398	634 800	116 298	155 949
Prihodi od kapitala <i>Capital revenue</i>	130 000	9 775	57 505	0	0	0	0	0	0	0	0	0	200	38	58
Dotacije <i>Grants</i>	2 257 451	387 200	650 000	665 480	122 196	175 841	316 440	0	18 778	0	0	0	103 000	0	15 450
Ukupni rashodi i posudbe umanjeni za otplate <i>Total expenditure and lending minus repayments</i>	14 130 689	2 303 969	3 587 346	9 953 018	1 365 419	2 174 503	1 004 065	142 155	209 869	903 307	177 944	252 201	1 140 500	158 167	233 744
Ukupni rashodi <i>Total expenditure</i>	14 130 689	2 303 969	3 587 346	9 953 018	1 365 419	2 174 503	1 004 065	142 155	209 869	903 307	177 944	252 201	1 140 500	158 167	233 744
Tekući rashodi <i>Current expenditure</i>	14 110 521	2 302 783	3 585 977	9 510 266	1 353 555	2 154 093	955 736	141 492	208 809	903 307	177 944	252 201	458 158	72 898	110 120
Kapitalni rashodi <i>Capital expenditure</i>	20 168	1 186	1 369	442 752	11 864	20 410	48 329	663	1 060	0	0	0	682 342	85 269	123 624
Posudbe umanjene za otplate <i>Lending minus repayments</i>	0	0	0	0	0	0	0	0	0	0	0	0	0	0	0
Višak na tekućim računima bez dotacija <i>Current account surplus without grants</i>	- 2 367 283	- 423 505	- 680 519	- 291 825	- 107 322	- 168 410	- 268 111	- 26 830	- 33 628	0	- 30 498	- 24 355	391 642	76 157	97 438
- udio u GDP-u <i>- as % of GDP</i>	- 2,19	- 0,39	- 0,63	- 0,27	- 0,10	- 0,16	- 0,25	- 0,02	- 0,03	0,00	- 0,03	- 0,02	0,36	0,07	0,09
Bruto investicije u fiksni kapital <i>Gross fixed capital formation</i>	- 109 832	- 8 589	- 56 136	442 752	11 864	20 410	48 329	663	1 060	0	0	0	367 142	41 818	65 405
Ukupni manjak/višak <i>Overall deficit/surplus</i>	0	- 27 716	25 617	- 69 097	3 010	- 12 979	0	- 27 493	- 15 910	0	- 30 498	- 24 355	- 187 500	- 9 074	- 10 678
- udio u GDP-u <i>- as % of GDP</i>	0,00	- 0,03	0,02	- 0,06	0,00	- 0,01	0,00	- 0,03	- 0,01	0,00	- 0,03	- 0,02	- 0,17	- 0,01	- 0,01
Ukupno financiranje <i>Total financing</i>	0	27 716	- 25 617	69 097	- 3 010	12 979	0	27 493	15 910	0	30 498	24 355	187 500	9 074	10 678
Strano financiranje <i>Abroad</i>	0	0	0	69 097	14 825	14 825	0	0	0	0	0	0	42 500	8 294	9 382
Domaće financiranje <i>Domestic</i>	0	27 716	- 25 617	0	- 17 835	- 1 846	0	27 493	15 910	0	30 498	24 355	145 000	780	1 296

Izvor: Ministarstvo financija
Source: Ministry of Finance

POREZNI PRIHODI SREDIŠNJEG DR AVNOG PRORAČUNA CENTRAL GOVERNMENT'S TAX REVENUE

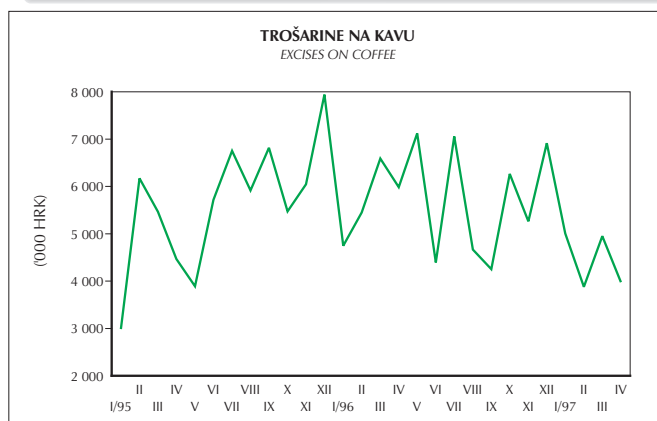
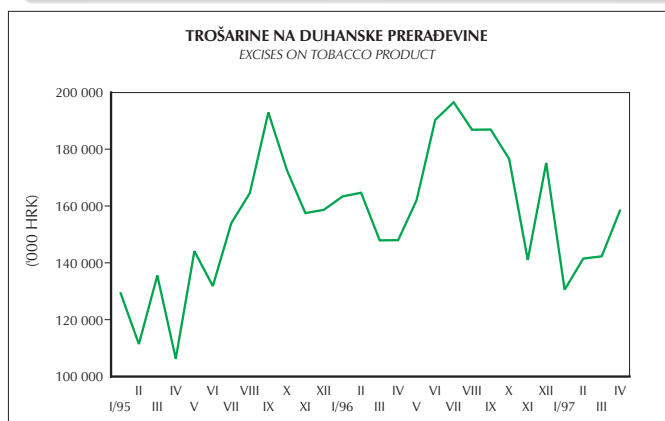
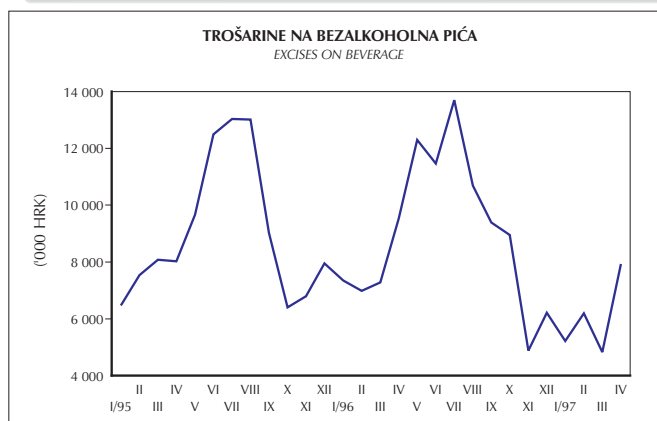
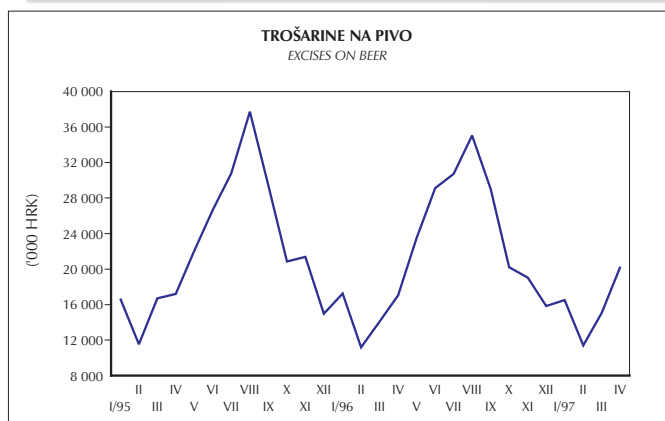
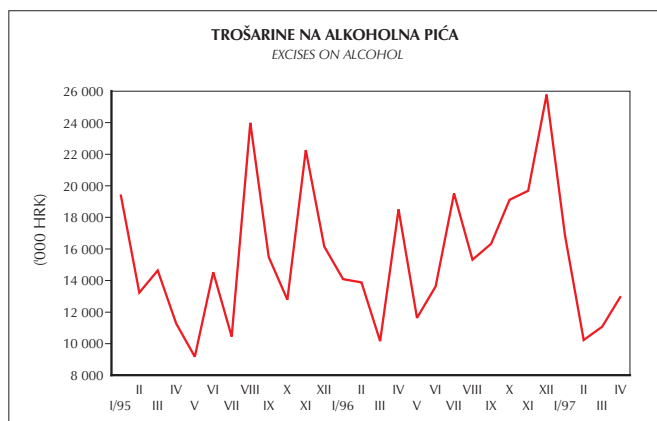
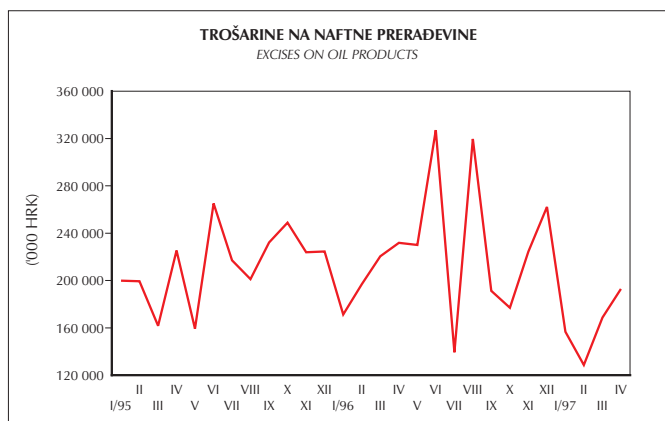


- podaci su nedesezonirane nominalne varijable
- data are expressed as nominal values not seasonally adjusted

Izvor: Ministarstvo financija
Source: Ministry of Finance

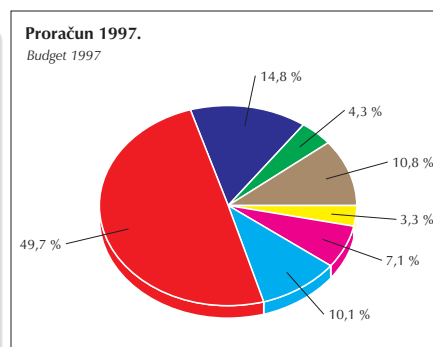
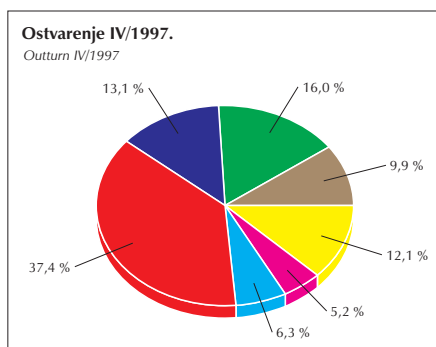
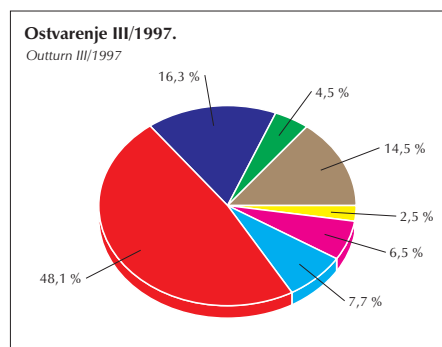
NAPLATA I STRUKTURA TROŠARINA U 1995., 1996. I 1997. GODINI

EXCISES' TAXATION AND ITS STRUCTURE IN 1995, 1996 AND 1997



STRUKTURA POREZNIH PRIHODA

STRUCTURE OF TAX REVENUES



Porez na dohodak / Individual taxes on income
 Porez na dobit / Corporate taxes
 Carina i uvozne pristojbe / Import duties
 Porez na promet dobara i usluga / General sales taxes
 Trošarine na naftne prerađevine / Excises on oil products
 Trošarine na duhan / Excises on tobacco products
 Ostalo / Other taxes

Napomena: podaci nisu desezonirani
Notes on methodology: data are not seasonally adjusted

IZVOR: MINISTARSTVO FINANCIJA
SOURCE: MINISTRY OF FINANCE