



MJESEČNI STATISTIČKI PRIKAZ MINISTARSTVA FINANCIJA broj 20

MONTHLY STATISTICAL REVIEW OF THE MINISTRY OF FINANCE number 20

UKUPNI MANJAK/VIŠAK SREDIŠNJE DR AVE
OVERALL CENTRAL GOVERNMENT DEFICIT/SURPLUS

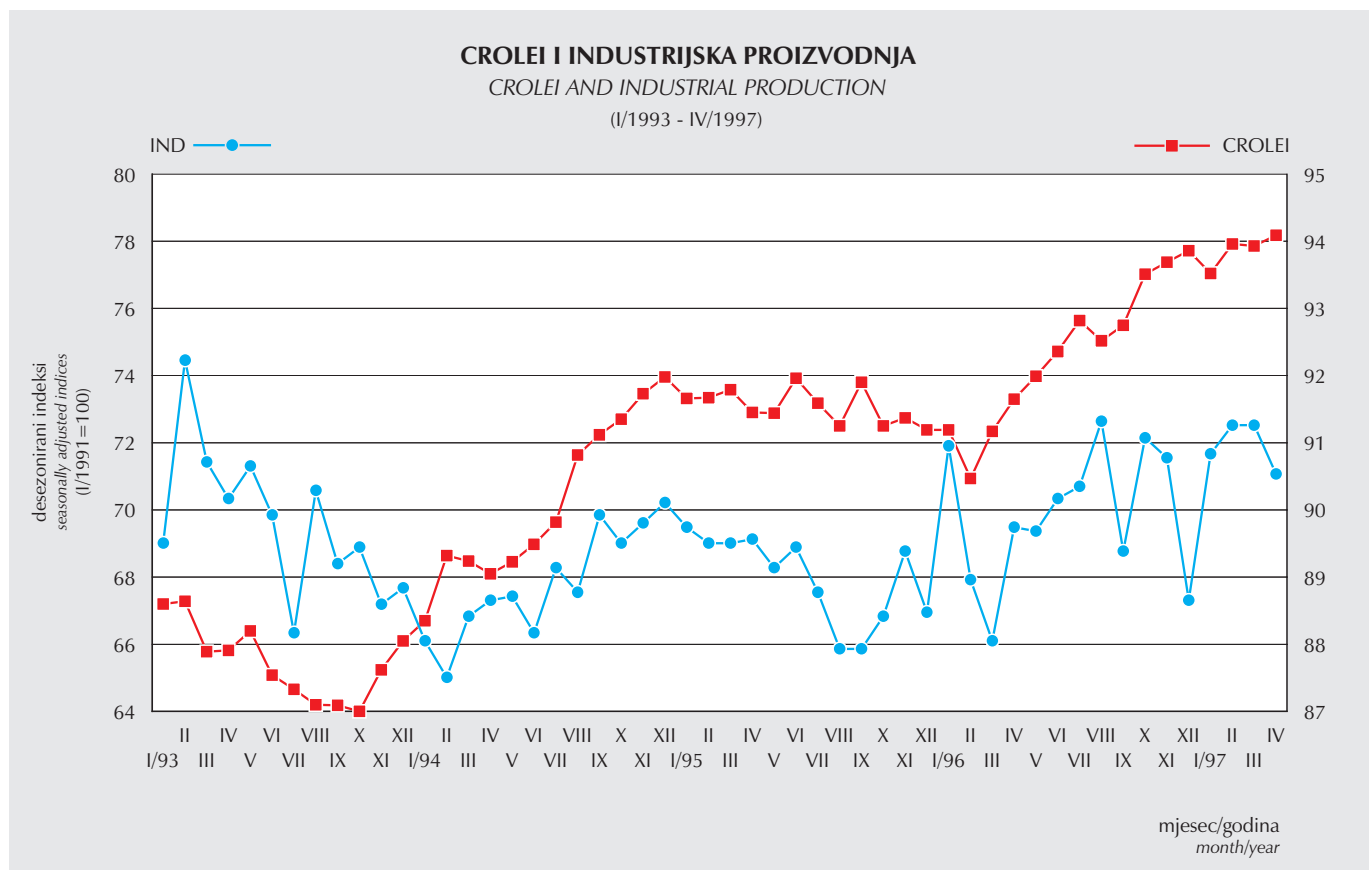


CROLEI - NAVJEŠĆUJUĆI POKAZATELJ INDUSTRIJSKE PROIZVODNJE

CROLEI indeks navješćuje trend industrijske proizvodnje i globalne ekonomske aktivnosti. Uzlazno kretanje CROLEI indeksa od rujna prethodne godine uspješno je najavilo snažan rast referentne serije tijekom prvog tromjesečja 1997. godine. Nakon malih oscilacija, uzlazno kretanje CROLEI indeksa u posljednja tri opažanja najavljuje rast industrijske proizvodnje u ljetnim mjesecima.

CROLEI - LEADING INDICATOR OF INDUSTRIAL PRODUCTION

CROLEI index announces a trend in the industrial and overall economic activity. A persistent rise of the CROLEI index from September 1996 has successfully announced a strong growth of the referent series in the first quarter of 1997. After the small oscillations, an upward movement of CROLEI index in the last three observations announces a further growth of industrial production during Summer 1997.



Upotrebom tzv. navješćujućih indikatora Ekonomski Institut - Zagreb i Ministarstvo financija izrađuju kompozitni indeks CROLEI za kratkoročno prognoziranje kretanja gospodarske aktivnosti u Hrvatskoj. **CROLEI (CROatian Leading Economic Indicator)** indeks temelji se na metodologiji razvijenoj u američkom National Bureau of Economic Research, pri čemu se kao referentna serija koristi indeks industrijske proizvodnje. Ovaj pokazatelj odražava kretanje slijedećih deset navješćujućih pokazatelja: indeks fizičkog obujma zaliha sirovina kod proizvođača u industriji, broj korisnika novčane naknade zbog nezaposlenosti, izvršeni sati rada u graditeljstvu, vrijednost ugovorenih građevinskih radova u zemlji-ukupno, promet u trgovini na malo, promet u trgovini na veliko, uvoz repromaterijala, materijalni rashodi neprivrede, primanja stanovništva od prodaje proizvoda i usluga, novčana masa, M1.

CROLEI (Croatian Leading Economic Indicator), the composite index aimed at forecasting global economic activity is a joint product of Institute of Economics-Zagreb and the Croatian Ministry of Finance. CROLEI is computed according to National Bureau of Economic Research methodology, using the index of industrial production as referent data. This indicator is calculated on the basis of ten following leading indicators: Index of total volume of raw materials' stocks in industry, Number of unemployment compensation beneficiaries, Effective work hours in construction, Total value of contracted domestic construction projects, Retail turnover, Wholesale turnover, Imports of intermediate goods, Expenditures in non-production activities, Household revenues from sales of goods and services, Money stock, M1.

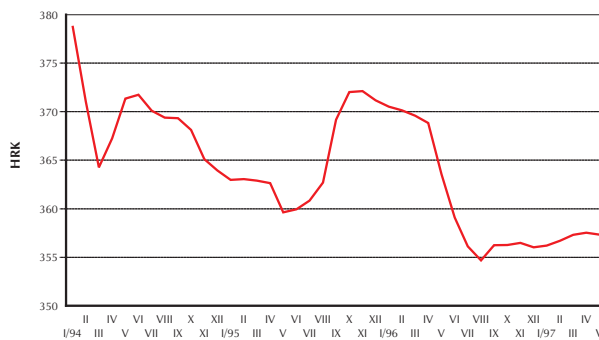
GODIŠNJI INDEKSI OSNOVNIH MAKROEKONOMSKIH POKAZATELJA
ANNUAL INDICES OF BASIC MACROECONOMIC INDICATORS

	1995. 1994.	1996. 1995.	I.-III. 1997. I.-III. 1996.	I.-IV. 1997. I.-IV. 1996.
Fizički obujam industrijske proizvodnje <i>Total volume of production in mining and industry</i>	100,3	103,1	103,0	103,7
Promet u trgovini na malo <i>Turnover in retail trade</i>	112,5	111,6	132,3	130,9
Realni promet u trgovini na malo <i>Real turnover in retail trade</i>	112,5	108,9	128,8	127,2
Cijene industrijskih proizvoda pri proizvođačima <i>Manufacturer's prices for industrial products</i>	100,7	101,4	102,0	101,9
Cijene na malo, godišnji prosjek <i>Retail prices, year average</i>	102,0	103,5	104,0	104,1
Troškovi života, godišnji prosjek <i>Cost of living, year average</i>	104,0	104,3	103,8	104,0
Ukupan broj zaposlenih ¹⁾ <i>Total number of employees¹⁾</i>	95,5	95,4	95,8	95,2
Ukupan broj nezaposlenih, godišnji prosjek <i>Total number of unemployed, annual average</i>	98,9	108,5	107,2	107,4
Prosječne mjesečne neto plaće, ukupno <i>Average monthly net wages and salaries, total</i>	145,8	111,8	117,2	117,1
Privreda <i>Goods and services sector</i>	145,1	113,6	117,5	117,4
Neprivreda <i>Education, health and government</i>	146,8	107,3	116,6	116,5
Noćenja turista, ukupno <i>Nights spent by tourists, total</i>	64,5	166,5	133,4	122,0

1) U ukupan broj zaposlenih nisu uključeni individualni poljoprivrednici i zaposleni u Ministarstvu obrane i Ministarstvu unutarnjih poslova.
 1) Employees at Ministries of Internal Affairs and Defence, as well as independent farmers are not included.

Izvor: Dr avni zavod za statistiku
 Source: Central Bureau of Statistics

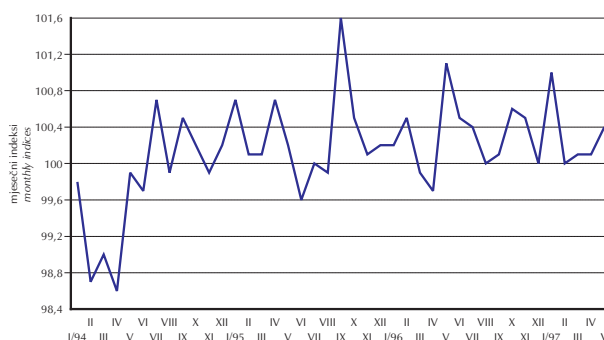
PROSJEČNI MJESEČNI TEČAJ DEM NARODNE BANKE HRVATSKE
AVERAGE MONTHLY NBC EXCHANGE RATE
 (HRK/100 DEM)



Izvor: Narodna banka Hrvatske
 Source: National Bank of Croatia

mjesec/godina
 month/year

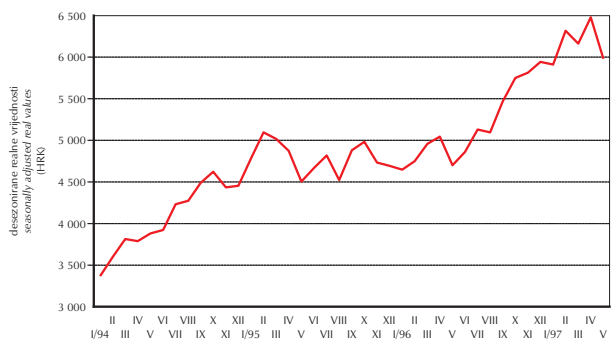
CIJENE NA MALO
RETAIL PRICES



Izvor: Dr avni zavod za statistiku
 Source: Central Bureau of Statistics

mjesec/godina
 month/year

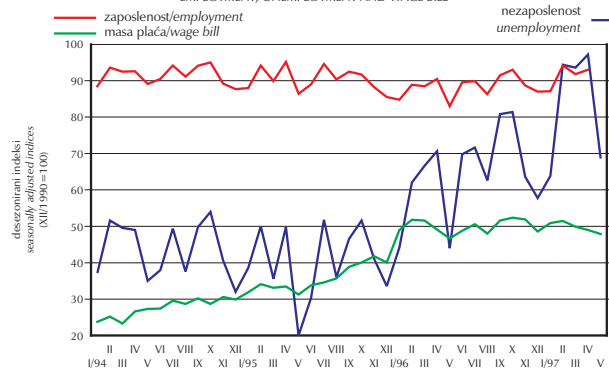
PROMET U TRGOVINI NA MALO
RETAIL TRADE



Izvor: Dr avni zavod za statistiku
 Source: Central Bureau of Statistics

mjesec/godina
 month/year

ZAPOSLENOST, NEZAPOSLENOST I MASA PLAĆA
EMPLOYMENT, UNEMPLOYMENT AND WAGE BILL



Izvor: Zavod za zapošljavanje, DZS, ZAP
 Source: Employment Bureau, CBS, Institute for Payments

mjesec/godina
 month/year

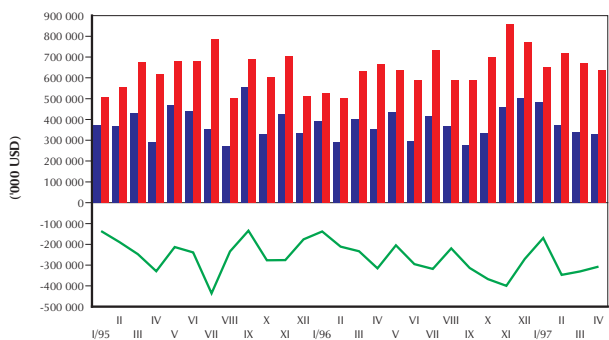
NOVČANA MASA M1
MONEY STOCK M1



Izvor: Narodna banka Hrvatske
 Source: National Bank of Croatia

mjesec/godina
 month/year

ROBNA RAZMJENA S INOZEMSTVOM
MERCHANDISE EXPORTS AND IMPORTS



Izvor: Dr avni zavod za statistiku
 Source: Central Bureau of Statistics

mjesec/godina
 month/year

OSTVARENJE DR AVNOG PRORAČUNA
OUTTURN OF CENTRAL GOVERNMENT BUDGET

	Nominalne vrijednosti u 000 HRK Nominal values in 000 HRK			Udio u proračunu [%] Share in budget [%]		Ostvarenje Outturn I-V/1997
	Proračun Budget 1997	Ostvarenje Outturn V/1997	Ostvarenje Outturn I-V/1997	Ostvarenje Outturn V/1997	Ostvarenje Outturn I-V/1997	Ostvarenje Outturn I-V/1996
Ukupni prihodi i potpore <i>Total revenue and grants</i>	32 955 470	2 831 547	12 495 417	8,59	37,92	101,39
Ukupni prihodi <i>Total revenue</i>	32 955 470	2 831 547	12 495 417	8,59	37,92	101,39
Tekući prihodi <i>Current revenue</i>	31 534 507	2 802 119	12 379 883	8,89	39,26	104,21
Porezni prihodi <i>Tax revenue</i>	29 609 310	2 634 050	11 520 770	8,90	38,91	101,79
Porezi na dohodak <i>Taxes on individual income</i>	3 183 744	310 734	1 502 840	9,76	47,20	95,29
Porez na dobit <i>Taxes on profits</i>	1 269 453	204 990	917 204	16,15	72,25	142,97
Porezi na imovinu <i>Taxes on property</i>	166 712	16 828	81 145	10,09	48,67	122,35
Porezi na promet dobara i usluga <i>General sales taxes</i>	14 720 906	1 342 347	5 592 441	9,12	37,99	104,18
Trošarine <i>Excises'</i>	5 863 625	379 941	1 756 503	29,96	6,48	85,19
Porezi na međunarodnu trgovinu <i>Taxes on international trade</i>	4 370 402	376 028	1 660 016	8,60	37,98	104,42
Ostali porezi <i>Other taxes</i>	34 468	3 182	10 621	9,23	30,81	80,39
Neporezni prihodi <i>Nontax revenue</i>	1 925 197	168 069	859 113	8,73	44,62	152,75
Prihodi od kapitala <i>Capital revenue</i>	1 420 963	29 428	115 534	2,07	8,13	26,02
Dotacije <i>Grants</i>	0	0	0	0,00	0,00	0,00
Ukupni rashodi i posudbe umanjene za otplate <i>Total expenditure and lending</i> <i>minus repayments</i>	35 792 168	2 713 155	13 737 103	7,58	38,38	108,99
Ukupni rashodi <i>Total expenditure</i>	33 854 738	2 858 885	13 631 479	8,44	40,26	110,23
Tekući rashodi <i>Current expenditure</i>	29 383 031	2 460 875	12 047 580	8,38	41,00	107,84
Rashodi za dobra i usluge <i>Expenditure on goods and services</i>	20 176 801	1 742 924	8 000 263	8,64	39,65	92,39
Plaćanje kamata <i>Interest payments</i>	2 352 679	63 347	931 499	2,69	39,59	175,99
Subvencije i ostali tekući transferi <i>Subsidies and other current transfers</i>	6 853 551	654 604	3 115 818	9,55	45,46	157,10
Kapitalni rashodi <i>Capital expenditure</i>	4 471 707	398 010	1 583 899	8,90	35,42	132,57
Posudbe umanjene za otplate <i>Lending minus repayments</i>	1 937 430	- 145 730	105 624	- 7,52	5,45	44,54
Višak na tekućim računima bez dotacija <i>Current account surplus</i> <i>without grants</i>	2 151 476	341 244	332 303	15,86	15,45	46,90
- % od BDP-a % of GDP	1,99	0,32	0,31			
Ukupni manjak/višak Overall deficit/surplus	- 2 836 698	118 392	- 1 241 686	- 4,17	43,77	444,36
- % od BDP-a % of GDP	- 2,63	0,11	- 1,15			
Ukupno financiranje <i>Total financing</i>	2 836 698	- 118 392	1 241 686	- 4,17	43,77	444,36
Strano financiranje <i>Abroad financing</i>	5 112 675	- 71 985	1 643 494	- 1,41	32,15	611,28
Domaće financiranje <i>Domestic financing</i>	- 2 275 977	- 46 407	- 401 808	2,04	17,65	- 3 802,12

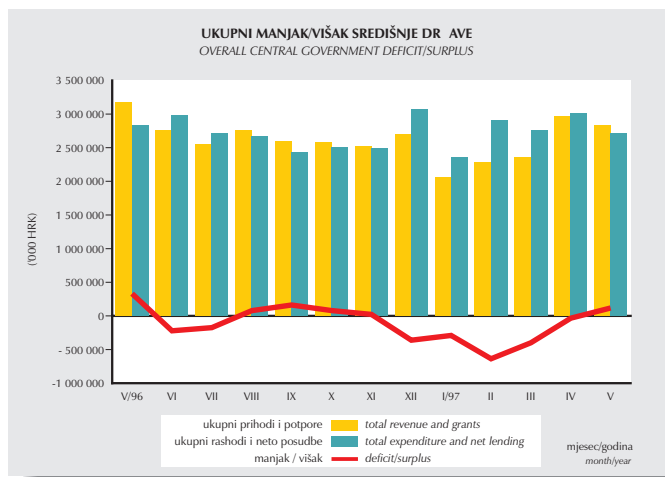
Izvor: Ministarstvo financija
Source: Ministry of Finance

RAZLIČITE MJERE MANJKA/VIŠKA SREDIŠNJEG DR AVNOG PRORAČUNA MEASURES OF CENTRAL GOVERNMENT BUDGET DEFICIT/SURPLUS

KONVENCIONALNI UKUPNI MANJAK/VIŠAK SREDIŠNJE DR AVE ('000 HRK) (ukupni prihodi i potpore minus ukupni rashodi i posudbe umanjeni za otplate)

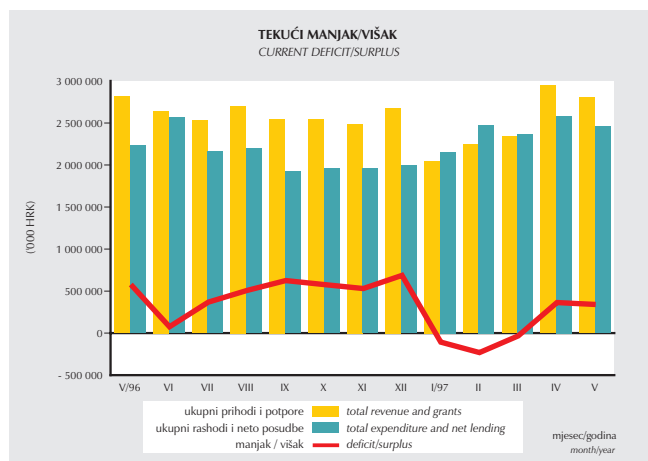
CONVENTIONAL OVERALL CENTRAL GOVT DEFICIT/SURPLUS ('000 HRK)
(total revenue and grants minus total expenditures and lending minus repayments)

	Ukupni prihodi i potpore <i>Total revenue and grants</i>	Ukupni rashodi i posudbe umanjeni za otplate <i>Total expenditures and lending minus repayments</i>	Ukupni manjak/višak <i>Overall deficit/surplus</i>
V/96	3 167 522,00	2 836 715,00	330 807,00
VI	2 754 092,00	2 974 560,00	- 220 468,00
VII	2 546 079,00	2 719 918,00	- 173 839,00
VIII	2 750 052,00	2 671 580,00	78 472,00
IX	2 598 677,00	2 436 759,00	161 918,00
X	2 579 453,55	2 499 309,00	80 144,55
XI	2 514 119,00	2 491 615,00	22 504,00
XII	2 703 970,00	3 064 392,30	-360 422,30
I/97	2 064 654,00	2 354 642,00	-289 988,00
II	2 276 240,00	2 913 042,00	-636 802,00
III	2 354 229,00	2 753 824,00	-399 595,00
IV	2 968 747,00	3 002 440,00	-33 693,00
V	2 831 547,00	2 713 155,00	118 392,00



TEKUĆI MANJAK/VIŠAK SREDIŠNJE DR AVE (000 HRK) (tekući prihodi minus tekući rashodi)

CURRENT CENTRAL GOVERNMENT DEFICIT/SURPLUS (000 HRK)
(current revenue minus current expenditures)

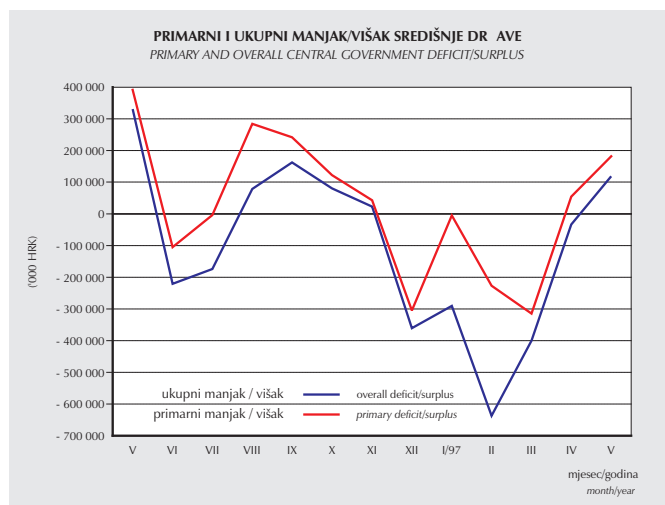


	Tekući prihodi <i>Current revenue</i>	Tekući rashodi <i>Current expenditure</i>	Tekući manjak/višak <i>Current deficit/surplus</i>
V/96	2 810 358,00	2 232 215,00	578 143,00
VI	2 645 006,00	2 569 344,00	75 662,00
VII	2 527 583,00	2 159 006,00	368 577,00
VIII	2 702 859,00	2 194 908,00	507 951,00
IX	2 548 470,00	1 923 348,00	625 122,00
X	2 539 506,55	1 961 622,00	577 884,55
XI	2 489 662,00	1 958 644,00	531 018,00
XII	2 678 290,00	1 991 529,30	686 760,70
I/97	2 047 549,00	2 155 379,00	-107 830,00
II	2 246 957,00	2 478 654,00	-231 697,00
III	2 335 709,00	2 368 969,00	-33 260,00
IV	2 947 549,00	2 583 703,00	363 846,00
V	2 802 119,00	2 460 875,00	341 244,00

PRIMARNI MANJAK/VIŠAK SREDIŠNJE DR AVE (000 HRK) (ukupni manjak/višak plus plaćanja kamata)

PRIMARY CENTRAL GOVT DEFICIT/SURPLUS (000 HRK)
(overall deficit/surplus plus interest payments)

	Ukupni manjak/višak <i>Overall deficit/surplus</i>	Plaćanja kamata <i>Interest payments</i>	Primarni manjak/višak <i>Primary deficit/surplus</i>
V/96	330 807,00	60 576,00	391 383,00
VI	- 220 468,00	115 312,00	- 105 156,00
VII	- 173 839,00	169 834,00	- 4 005,00
VIII	78 472,00	205 316,00	283 788,00
IX	161 918,00	79 678,00	241 596,00
X	80 144,55	41 849,00	121 993,55
XI	22 504,00	20 398,00	42 902,00
XII	-360 422,30	55 940,00	-304 482,30
I/97	-289 988,00	284 755,00	-5 233,00
II	-636 802,00	410 220,00	-226 582,00
III	-399 595,00	85 279,00	-314 316,00
IV	-33 693,00	87 898,00	54 205,00
V	118 392,00	63 347,00	181 739,00



OSTVARENJE IZVANPRORAČUNSKIH FONDOVA
OUTTURN OF EXTRABUDGETARY FUNDS

ZBIRNA TABELA: SUMMARY TABLE OF:	FOND MIROVINSKOG I INVALIDSKOG OSIGURANJA THE PENSION FUND OPERATIONS		FOND ZDRAVSTVENOG OSIGURANJA THE HEALTH INSURANCE FUND OPERATIONS		FOND ZA ZAPOSŁJAVANJE THE EMPLOYMENT FUND OPERATIONS		FOND DOPLATKA ZA DJECU THE CHILD BENEFIT FUND OPERATIONS		JAVNO PODUZEĆE "HRVATSKA VODOPRIVREDA" THE PUBLIC WATER MANAGEMENT FUND	
	(000 HRK)	Plan Budget 1997	Ostvarenje Outturn I-IV/1997	Plan Budget 1997	Ostvarenje Outturn I-IV/1997	Plan Budget 1997	Ostvarenje Outturn I-IV/1997	Plan Budget 1997	Ostvarenje Outturn I-IV/1997	Plan Budget 1997
Ukupni prihodi i dotacije <i>Total revenue and grants</i>	14 130 689	4 829 772	9 883 921	2 865 692	1 004 065	283 072	903 307	306 287	953 000	296 850
Ukupni prihodi <i>Total revenue</i>	11 873 238	3 949 772	9 218 441	2 619 817	687 625	233 294	903 307	306 287	850 000	266 100
Tekući prihodi <i>Current revenue</i>	11 743 238	3 881 939	9 218 441	2 619 817	687 625	233 294	903 307	306 287	849 800	265 715
Porezni prihodi <i>Tax</i>	11 623 900	3 783 419	8 974 191	2 587 282	677 625	230 094	902 268	305 815	215 000	68 794
Neporezni prihodi <i>Nontax</i>	119 338	98 520	244 250	32 535	10 000	3 200	1 039	472	634 800	196 921
Prihodi od kapitala <i>Capital revenue</i>	130 000	67 833	0	0	0	0	0	0	200	385
Dotacije <i>Grants</i>	2 257 451	880 000	665 480	245 875	316 440	49 778	0	0	103 000	30 750
Ukupni rashodi i posudbe umanjeni za otplate <i>Total expenditure and lending minus repayments</i>	14 130 689	4 868 572	9 953 018	2 888 420	1 004 065	293 701	903 307	309 666	1 140 500	307 121
Ukupni rashodi <i>Total expenditure</i>	14 130 689	4 868 572	9 953 018	2 888 420	1 004 065	293 701	903 307	309 666	1 140 500	307 121
Tekući rashodi <i>Current expenditure</i>	14 110 521	4 863 895	9 510 266	2 860 161	955 736	292 260	903 307	309 666	458 158	147 593
Kapitalni rashodi <i>Capital expenditure</i>	20 168	4 677	442 752	28 259	48 329	1 441	0	0	682 342	159 528
Posudbe umanjene za otplate <i>Lending minus repayments</i>	0	0	0	0	0	0	0	0	0	0
Višak na tekućim računima bez dotacija <i>Current account surplus without grants</i>	- 2 367 283	- 981 956	- 291 825	- 240 344	- 268 111	- 58 966	0	- 3 379	391 642	118 122
- udio u GDP-u - as % of GDP	- 2,19	- 0,91	- 0,27	- 0,22	- 0,25	- 0,05	0,00	0,00	0,36	0,11
Bruto investicije u fiksni kapital <i>Gross fixed capital formation</i>	- 109 832	- 63 156	442 752	28 259	48 329	1 441	0	0	367 142	86 903
Ukupni manjak/višak <i>Overall deficit/surplus</i>	0	- 38 800	- 69 097	- 22 728	0	- 10 629	0	- 3 379	- 187 500	- 10 271
- udio u GDP-u - as % of GDP	0,00	- 0,04	- 0,06	- 0,02	0,00	- 0,01	0,00	0,00	- 0,17	- 0,01
Ukupno financiranje <i>Total financing</i>	0	38 800	69 097	22 728	0	10 629	0	3 379	187 500	10 271
Strano financiranje <i>Abroad</i>	0	0	69 097	14 825	0	0	0	0	42 500	12 736
Domaće financiranje <i>Domestic</i>	0	38 800	0	7 903	0	10 629	0	3 379	145 000	- 2 465

Izvor: Ministarstvo financija
Source: Ministry of Finance

KONSOLIDIRANA SREDIŠNJA DR AVA
CONSOLIDATED CENTRAL GOVERNMENT

	Nominalne vrijednosti u 000 HRK <i>Nominal values in 000 HRK</i>		Udio u BDP-u [%] <i>Share in GDP [%]</i>	
	Proračun <i>Budget</i> 1997	Ostvarenje <i>Outturn</i> I-IV/1997	Proračun <i>Budget</i> 1997	Ostvarenje <i>Outturn</i> I-IV/1997
Ukupni prihodi i dotacije <i>Total revenue and grants</i>	51 021 012	15 578 302	47,23	14,42
Dr avni proračun <i>Budgetary central government</i>	32 955 470	9 663 870	30,50	8,95
Izvan proračunski fondovi <i>Extrabudgetary funds</i>	18 065 542	5 914 432	16,72	5,47
1. Fond mirovinskog i invalidskog osiguranja <i>Pension fund</i>	10 133 057	3 397 323	9,38	3,14
2. Fond zdravstvenog osiguranja <i>Health insurance fund</i>	5 624 211	1 752 950	5,21	1,62
3. Fond za zapošljavanje <i>Employment fund</i>	573 900	197 042	0,53	0,18
4. Sredstva doplatka za djecu <i>Child benefit fund</i>	884 374	301 017	0,82	0,28
5. Hrvatska vodoprivreda <i>Public water management fund</i>	850 000	266 100	0,79	0,25
Ukupni rashodi i posudbe umanjeni za otplate <i>Total expenditure and lending minus repayments</i>	54 049 107	17 009 560	50,03	15,74
Dr avni proračun <i>Budgetary central government</i>	30 345 240	9 155 140	28,09	8,47
Izvan proračunski fondovi <i>Extrabudgetary funds</i>	23 703 867	7 854 420	21,94	7,27
1. Fond mirovinskog i invalidskog osiguranja <i>Pension fund</i>	11 618 560	4 330 642	10,75	4,01
2. Fond zdravstvenog osiguranja <i>Health insurance fund</i>	9 285 808	2 672 284	8,60	2,47
3. Fond za zapošljavanje <i>Employment fund</i>	762 612	237 149	0,71	0,22
4. Sredstva doplatka za djecu <i>Child benefit fund</i>	903 307	309 666	0,84	0,29
5. Hrvatska vodoprivreda <i>Public water management fund</i>	1 133 580	304 679	1,05	0,28
Ukupni manjak/višak <i>Overall deficit/surplus</i>	- 3 028 095	- 1 431 258	- 2,80	- 1,32
Ukupno financiranje <i>Total financing</i>	3 028 095	1 431 258	2,80	1,32
Strano financiranje <i>Aboard</i>	5 228 572	1 743 040	4,84	1,61
Domaće financiranje <i>Domestic</i>	- 2 200 477	- 311 782	- 2,04	- 0,29

Izvor: Ministarstvo financija
Source: Ministry of Finance

REZULTATI AUKCIJA TREZORSKIH ZAPISA MINISTARSTVA FINANCIJA RESULTS OF THE TREASURY BILL'S AUCTION HELD BY THE MINISTRY OF FINANCE

Stranim investitorima na aukcije trezorskih zapisa nije dozvoljen direktan pristup. Slijedeća aukcija održat će se 24. lipnja, kada će biti ponuđen upis 60 000 000,00 kuna trezorskih zapisa s dospjecom od 91 dan.

Foreign investors have no direct access to T-bill auctions. Next auction will be on 24 June for 91 days' T-bills at the amount of 60 000 000,00 HRK.

Datum aukcije: 20. svibnja 1997.
Date of auction: 20 May 1997

Iznos i vrsta emisije: 50 000 000,00 HRK - na 182 dana
Size and type of issue: 50 000 000,00 HRK - 182 days' T-bills

Ukupan iznos pristiglih ponuda: 70 600 000,00 HRK
Total of bids received: 70 600 000,00 HRK

Vagana prosječna ponudena cijena: 94 689,00
uz kamatu od 11,25 %
Weighted average price of the bids received: 94 689,00
yielding 11,25 %

Ostvarena jedinstvena prodajna cijena: 94 688,00
na 100 HRK uz kamatu od 11,25 %
Uniform price allocation at 94 688,00 HRK per 100 HRK
nominal value, yielding 11,25 %

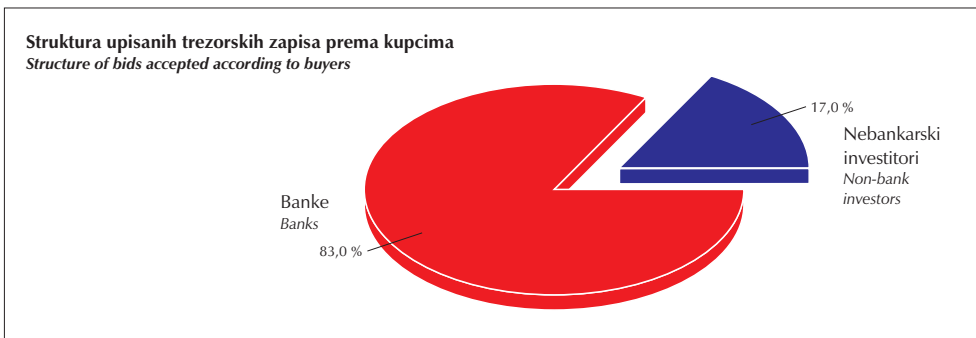
Datum aukcije: 27. svibnja 1997.
Date of auction: 27 May 1997

Iznos i vrsta emisije: 143 100 000,00 HRK - na 42 dana
Size and type of issue: 143 100 000,00 HRK - 42 days' T-bills

Ukupan iznos pristiglih ponuda: 162 400 000,00 HRK
Total of bids received: 162 400 000,00 HRK

Vagana prosječna ponudena cijena: 98 956,00
uz kamatu od 9,17 %
Weighted average price of the bids received: 98 956,00
yielding 9,17 %

Ostvarena jedinstvena prodajna cijena: 98 946,00
na 100 HRK uz kamatu od 9,26 %
Uniform price allocation at 98 946,00 HRK per 100 HRK
nominal value, yielding 9,26 %.



REZULTATI AUKCIJA TREZORSKIH ZAPISA MINISTARSTVA FINANCIJA RESULTS OF THE TREASURY BILL'S AUCTION HELD BY THE MINISTRY OF FINANCE

Datum aukcije: 10. lipnja 1997.
Date of auction: 10 June 1997
Iznos i vrsta emisije: 41 000 000,00 HRK - na 91 dan
Size and type of issue: 41 000 000,00 HRK - 91 days' T-bills

Ukupan iznos pristiglih ponuda: 54 000 000,00 HRK
Total of bids received: 54 000 000,00 HRK

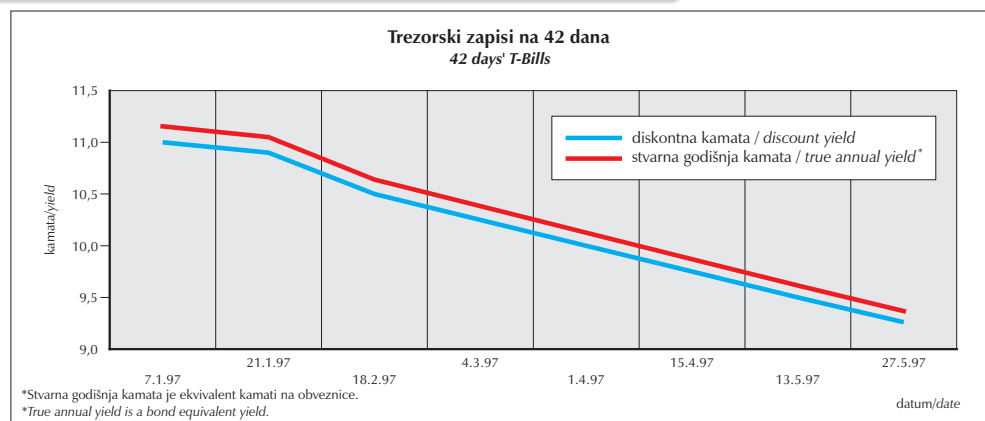
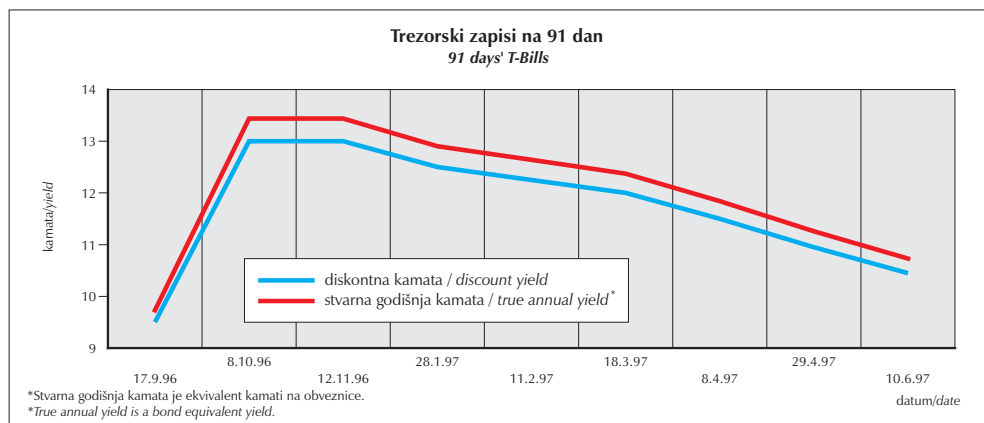
Vagana prosječna ponuđena cijena: 97 496,00
uz kamatu od 10,30 %
Weighted average price of the bids received: 97 496,00
yielding 10,30 %

Ostvarena jedinstvena prodajna cijena: 97 461,00
na 100 HRK uz kamatu od 10,45 %
Uniform price allocation at 97 461,00 HRK per 100 HRK
nominal value, yielding 10,45 %

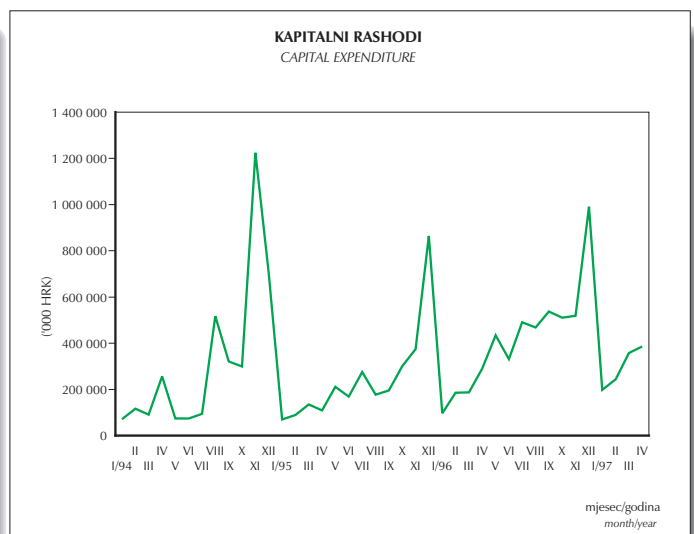
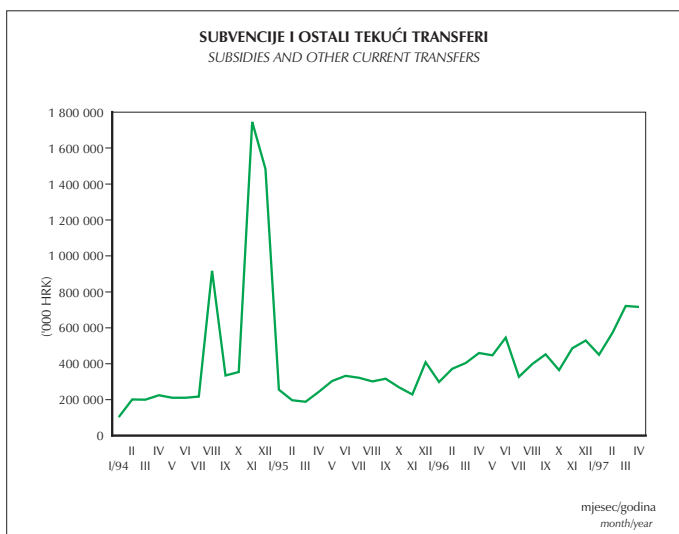
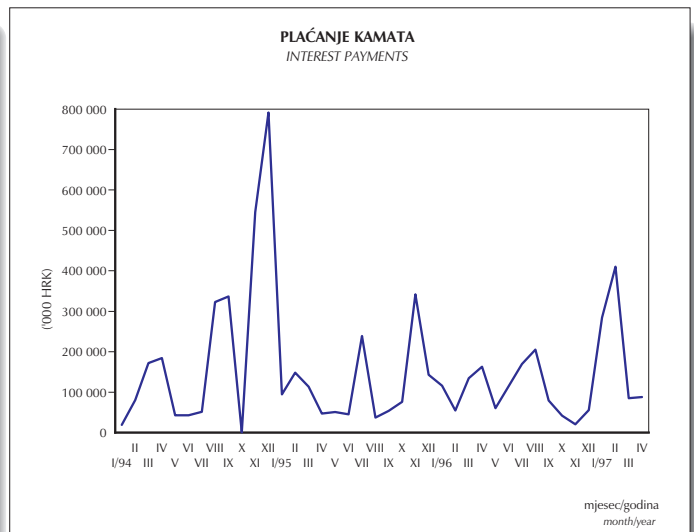
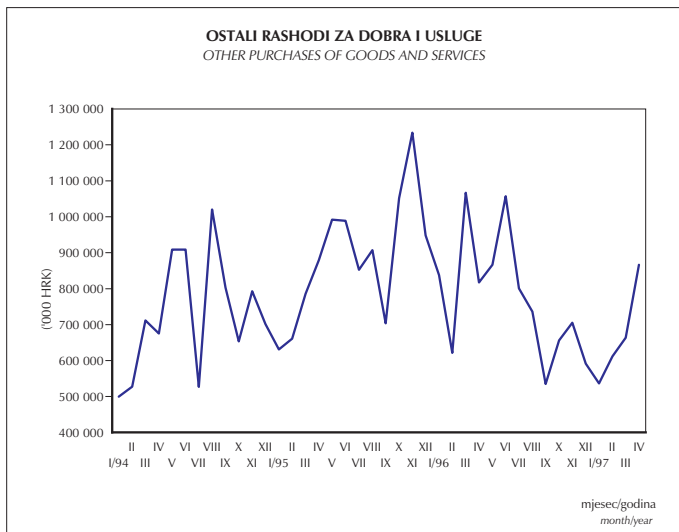
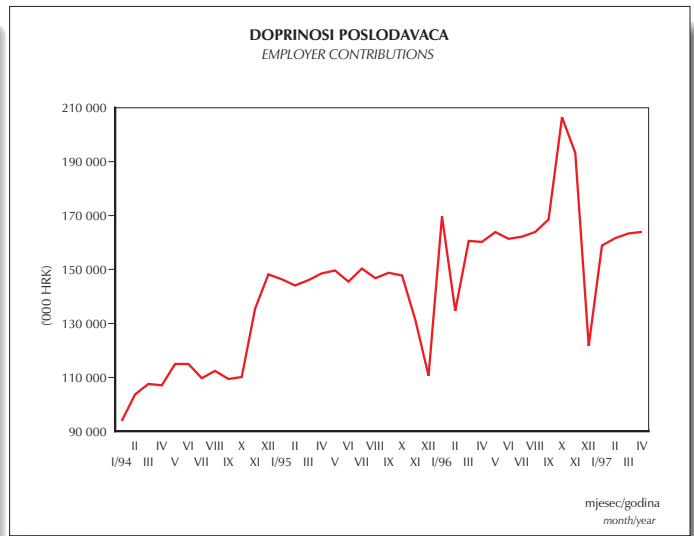
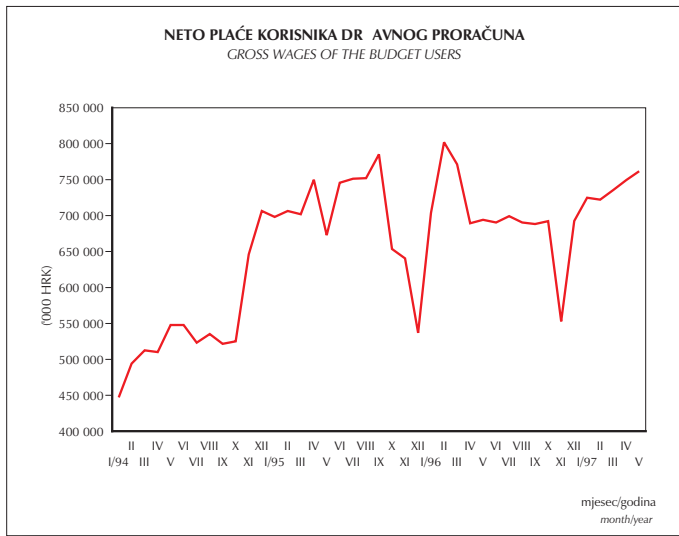
Datum aukcije: 17. lipnja 1997.
Date of auction: 17 June 1997
Iznos i vrsta emisije: 40 000 000,00 HRK - na 182 dana
Size and type of issue: 40 000 000,00 HRK - 182 days' T-bills

Ukupan iznos pristiglih ponuda: 82 300 000,00 HRK
Total of bids received: 82 300 000,00 HRK

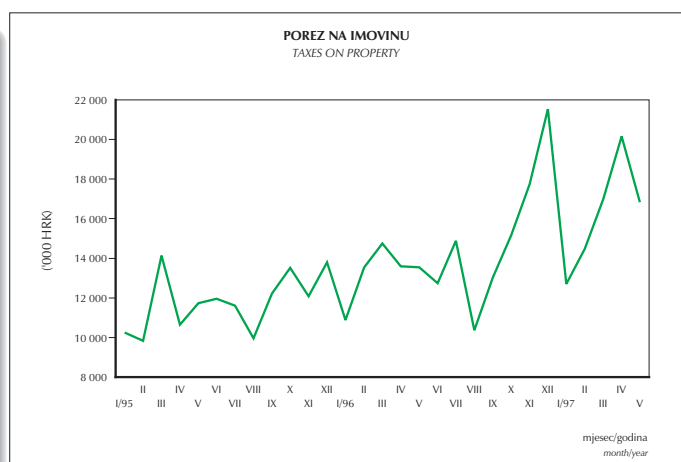
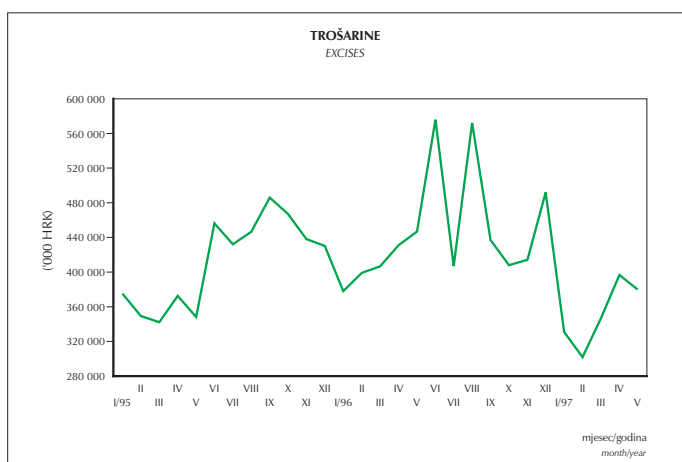
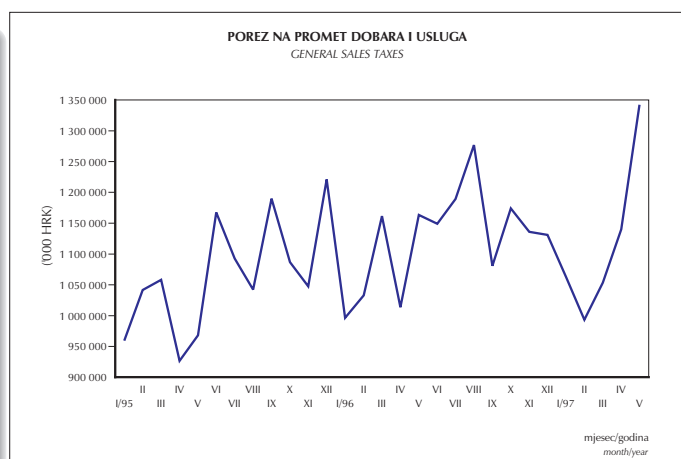
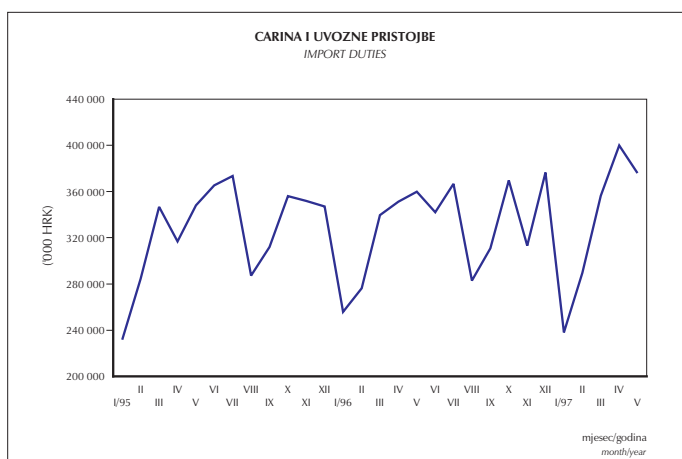
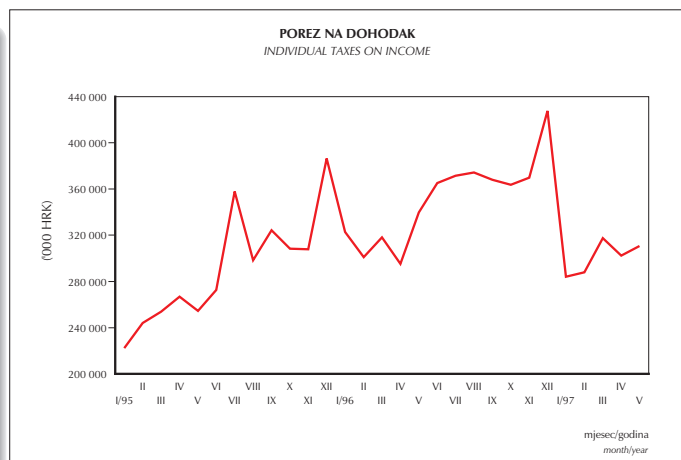
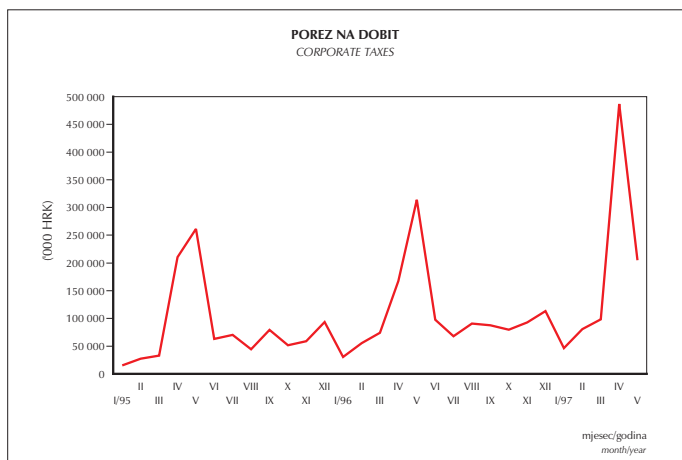
Vagana prosječna ponuđena cijena: 94 953,00
uz kamatu od 10,66 %
Weighted average price of the bids received: 94 953,00
yielding 10,66 %
Ostvarena jedinstvena prodajna cijena: 94 917,00
na 100 HRK uz kamatu od 10,74 %
Uniform price allocation at 94 917,00 HRK per 100 HRK
nominal value, yielding 10,74 %.



RASHODI SREDIŠNJEG DR AVNOG PRORAČUNA CENTRAL GOVERNMENT EXPENDITURES



POREZNI PRIHODI SREDIŠNJEG DR AVNOG PRORAČUNA CENTRAL GOVERNMENT'S TAX REVENUE

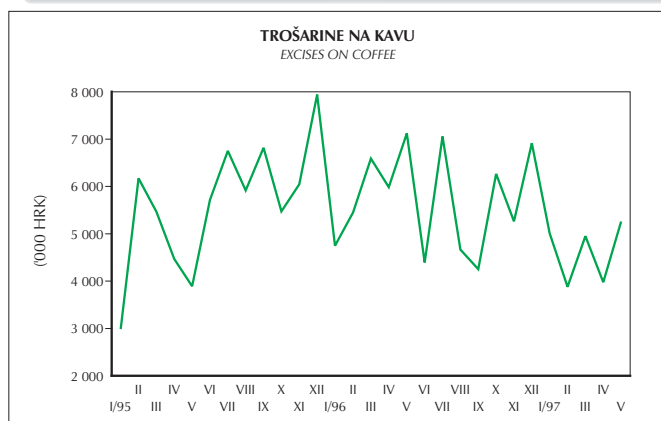
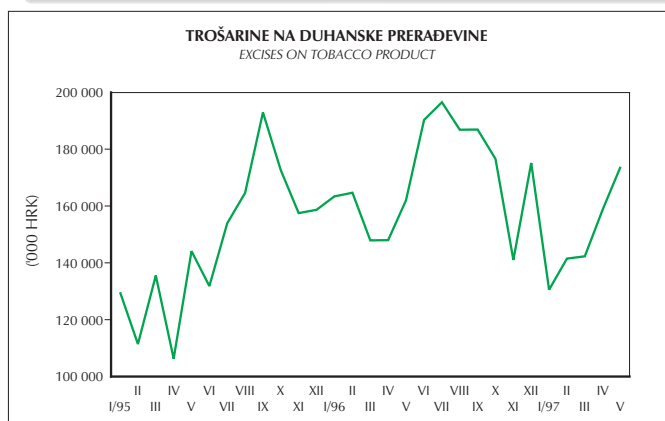
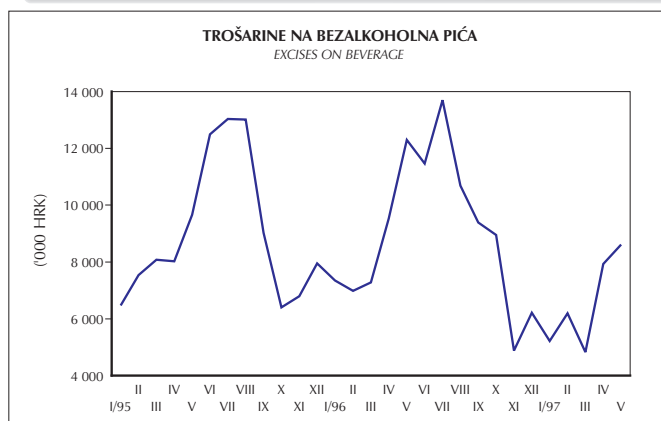
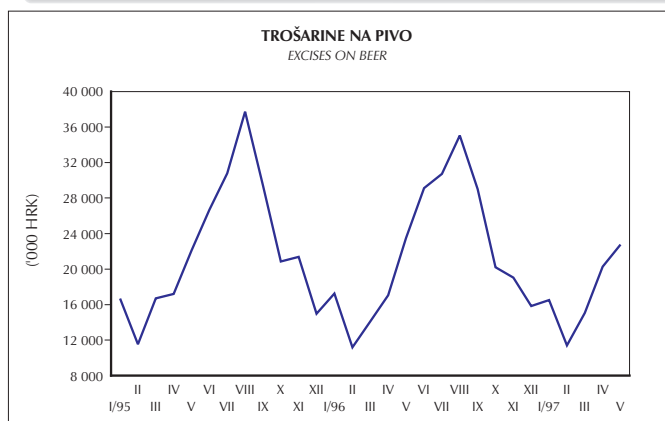
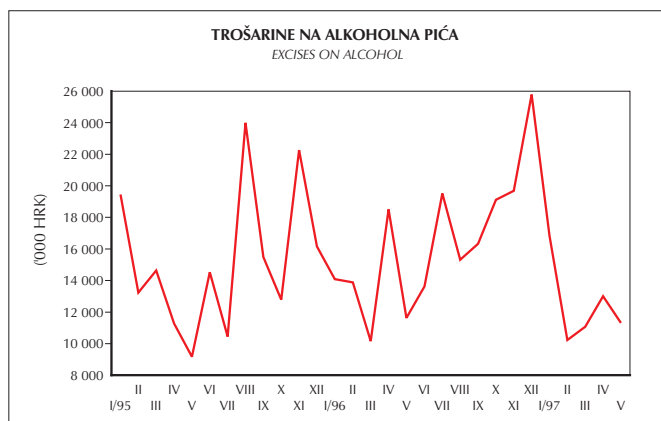
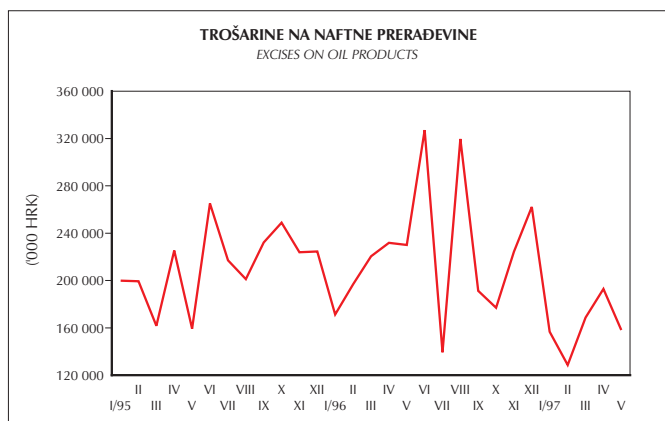


- podaci su nedesezonirane nominalne varijable
- data are expressed as nominal values not seasonally adjusted

Izvor: Ministarstvo financija
Source: Ministry of Finance

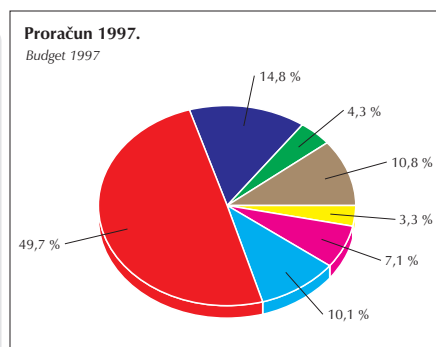
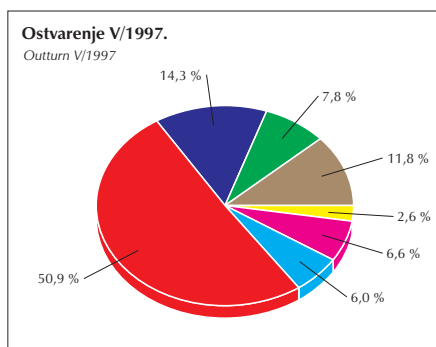
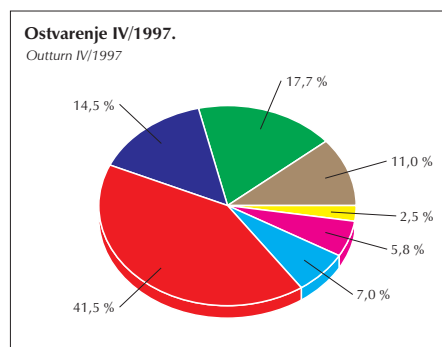
NAPLATA I STRUKTURA TROŠARINA U 1995., 1996. I 1997. GODINI

EXCISES' TAXATION AND ITS STRUCTURE IN 1995, 1996 AND 1997



STRUKTURA POREZNIH PRIHODA

STRUCTURE OF TAX REVENUES



Napomena: podaci nisu desezonirani
Notes on methodology: data are not seasonally adjusted

IZVOR: MINISTARSTVO FINANCIJA
SOURCE: MINISTRY OF FINANCE