



MJESEČNI STATISTIČKI PRIKAZ MINISTARSTVA FINANCIJA broj 22

MONTHLY STATISTICAL REVIEW OF THE MINISTRY OF FINANCE number 22

UKUPNI MANJAK/VIŠAK SREDIŠNJE DR AVE
OVERALL CENTRAL GOVERNMENT DEFICIT/SURPLUS

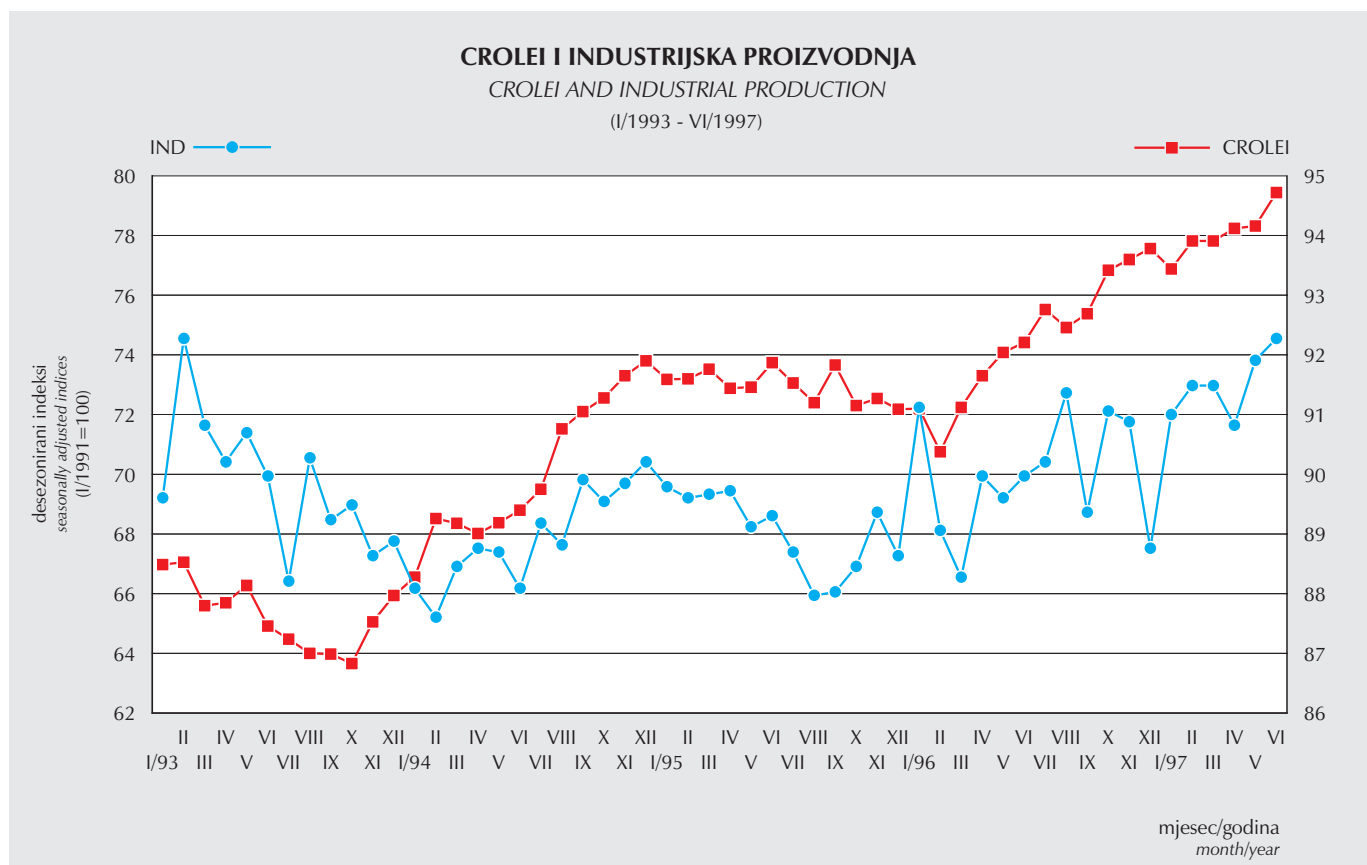


CROLEI - NAVJEŠĆUJUĆI POKAZATELJ INDUSTRIJSKE PROIZVODNJE

CROLEI indeks navješćuje trend industrijske proizvodnje i globalne ekonomske aktivnosti. Uzlazno kretanje CROLEI indeksa u prvom tromjesečju ove godine, nakon malih oscilacija u siječnju, najavilo je snažan rast industrijske proizvodnje sredinom godine. Postojano uzlazno kretanje CROLEI indeksa u posljednjih pet opa najavljuje brz i značajan rast industrijske proizvodnje u jesenskim mjesecima.

CROLEI - LEADING INDICATOR OF INDUSTRIAL PRODUCTION

CROLEI index announces a trend in the industrial and overall economic activity. A persistent rise of the CROLEI index in the first quarter of 1997, after small oscillations in January, has announced a strong growth of industrial production in the middle of the year. A strong upward movement of CROLEI index in the last five observations announces further significant growth of industrial production during Autumn.



Upotrebom tzv. navješćujućih indikatora Ekonomski Institut - Zagreb i Ministarstvo financija izrađuju kompozitni indeks CROLEI za kratkoročno prognoziranje kretanja gospodarske aktivnosti u Hrvatskoj. **CROLEI (CROatian Leading Economic Indicator)** indeks temelji se na metodologiji razvijenoj u američkom National Bureau of Economic Research, pri čemu se kao referentna serija koristi indeks industrijske proizvodnje. Ovaj pokazatelj odražava kretanje slijedećih deset navješćujućih pokazatelja: indeks fizičkog obujma zaliha sirovina kod proizvođača u industriji, broj korisnika novčane naknade zbog nezaposlenosti, izvršeni sati rada u graditeljstvu, vrijednost ugovorenih građevinskih radova u zemlji-ukupno, promet u trgovini na malo, promet u trgovini na veliko, uvoz repromaterijala, materijalni rashodi neprivrede, primanja stanovništva od prodaje proizvoda i usluga, novčana masa, M1.

CROLEI (Croatian Leading Economic Indicator), the composite index aimed at forecasting global economic activity is a joint product of Institute of Economics-Zagreb and the Croatian Ministry of Finance. CROLEI is computed according to National Bureau of Economic Research methodology, using the index of industrial production as referent data. This indicator is calculated on the basis of ten following leading indicators: Index of total volume of raw materials' stocks in industry, Number of unemployment compensation beneficiaries, Effective work hours in construction, Total value of contracted domestic construction projects, Retail turnover, Wholesale turnover, Imports of intermediate goods, Expenditures in non-production activities, Household revenues from sales of goods and services, Money stock, M1.

GODIŠNJI INDEKSI OSNOVNIH MAKROEKONOMSKIH POKAZATELJA
ANNUAL INDICES OF BASIC MACROECONOMIC INDICATORS

	1995. 1994.	1996. 1995.	1.-V. 1997. 1.-V. 1996.	1.-VI. 1997. 1.-VI. 1996.
Fizički obujam industrijske proizvodnje <i>Total volume of production in mining and industry</i>	100,3	103,1	104,0	104,7
Promet u trgovini na malo <i>Turnover in retail trade</i>	112,5	111,6	108,8	109,0
Realni promet u trgovini na malo <i>Real turnover in retail trade</i>	112,5	108,9	105,7	105,9
Cijene industrijskih proizvoda pri proizvođačima <i>Manufacturer's prices for industrial products</i>	100,7	101,4	102,0	102,0
Cijene na malo, godišnji prosjek <i>Retail prices, year average</i>	102,0	103,5	103,9	103,8
Troškovi života, godišnji prosjek <i>Cost of living, year average</i>	104,0	104,3	104,0	104,0
Ukupan broj zaposlenih ¹⁾ <i>Total number of employees</i>	95,5	95,4	95,3	95,5
Ukupan broj nezaposlenih, godišnji prosjek <i>Total number of unemployed, annual average</i>	98,9	108,5	107,3	107,1
Prosječne mjesečne neto plaće, ukupno <i>Average monthly net wages and salaries, total</i>	145,8	111,8	116,5	117,2
Privreda <i>Goods and services sector</i>	145,1	113,6	116,7	117,8
Neprivreda <i>Education, health and government</i>	146,8	107,3	116,0	115,8
Noćenja turista, ukupno <i>Nights spent by tourists, total</i>	64,5	166,5	139,7	138,0

1) U ukupan broj zaposlenih nisu uključeni individualni poljoprivrednici i zaposleni u Ministarstvu obrane i Ministarstvu unutarnjih poslova.
 1) Employees at Ministries of Internal Affairs and Defence, as well as independent farmers are not included.

Izvor: Državni zavod za statistiku
 Source: Central Bureau of Statistics

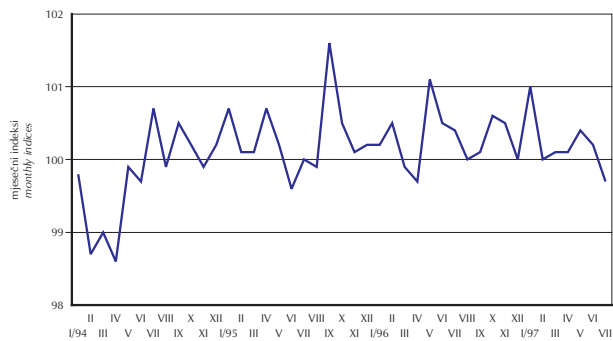
PROSJEČNI MJESEČNI TEČAJ DEM NARODNE BANKE HRVATSKE
AVERAGE MONTHLY NBC EXCHANGE RATE
 (HRK/100 DEM)



Izvor: Narodna banka Hrvatske
 Source: National Bank of Croatia

mjesec/godina
 month/year

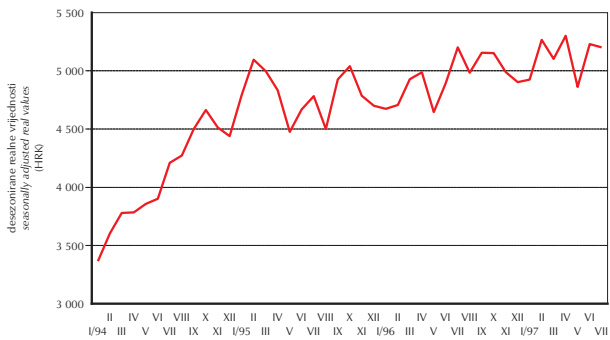
CIJENE NA MALO
RETAIL PRICES



Izvor: Državni zavod za statistiku
 Source: Central Bureau of Statistics

mjesec/godina
 month/year

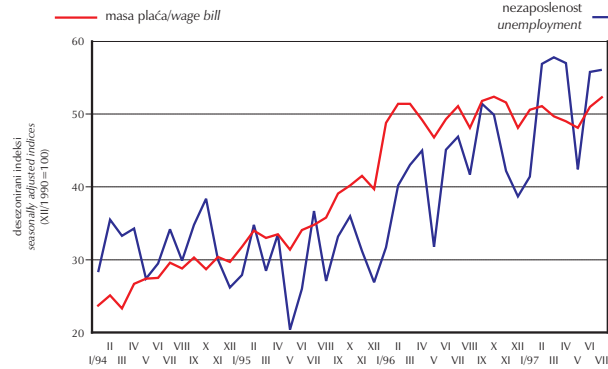
PROMET U TRGOVINI NA MALO
RETAIL TRADE



Izvor: Državni zavod za statistiku
 Source: Central Bureau of Statistics

mjesec/godina
 month/year

NEZAPOSENOST I MASA PLAĆA
UNEMPLOYMENT AND WAGE BILL



Izvor: Zavod za zapošljavanje, DZS, ZAP
 Source: Employment Bureau, CBS, Institute for Payments

mjesec/godina
 month/year

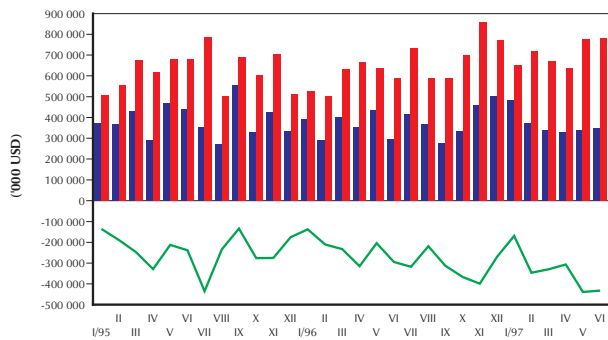
NOVČANA MASA M1
MONEY STOCK M1



Izvor: Narodna banka Hrvatske
 Source: National Bank of Croatia

mjesec/godina
 month/year

ROBNA RAZMJENA S INOZEMSTVOM
MERCHANDISE EXPORTS AND IMPORTS



Izvor: Državni zavod za statistiku
 Source: Central Bureau of Statistics

mjesec/godina
 month/year

OSTVARENJE DR AVNOG PRORAČUNA
OUTTURN OF CENTRAL GOVERNMENT BUDGET

	Nominalne vrijednosti u 000 HRK <i>Nominal values in 000 HRK</i>			Udio u proračunu [%] <i>Share in budget [%]</i>		Ostvarenje <i>Outturn</i> I-VII/1997
	Proračun <i>Budget</i> 1997	Ostvarenje <i>Outturn</i> VII/1997	Ostvarenje <i>Outturn</i> I-VII/1997	Ostvarenje <i>Outturn</i> VII/1997	Ostvarenje <i>Outturn</i> I-VII/1997	Ostvarenje <i>Outturn</i> I-VII/1996
Ukupni prihodi i potpore <i>Total revenue and grants</i>	32 955 470	2 989 804	18 302 569	9,07	55,54	100,81
Ukupni prihodi <i>Total revenue</i>	32 955 470	2 989 804	18 302 569	9,07	55,54	100,81
Tekući prihodi <i>Current revenue</i>	31 534 507	2 954 944	18 129 174	9,37	57,49	104,97
Porezni prihodi <i>Tax revenue</i>	29 609 310	2 823 692	17 000 368	9,54	57,42	104,38
Porezi na dohodak <i>Taxes on individual income</i>	3 183 744	356 480	2 193 285	11,20	68,89	94,80
Porez na dobit <i>Taxes on profits</i>	1 269 453	97 800	1 134 192	7,70	89,34	140,56
Porezi na imovinu <i>Taxes on property</i>	166 712	19 166	117 123	11,50	70,25	124,66
Porezi na promet dobara i usluga <i>General sales taxes</i>	14 720 906	1 348 763	8 189 856	9,16	55,63	106,28
Trošarine <i>Excises'</i>	5 863 625	548 222	2 798 712	9,35	47,73	91,92
Porezi na međunarodnu trgovinu <i>Taxes on international trade</i>	4 370 402	450 563	2 551 667	10,31	58,39	110,83
Ostali porezi <i>Other taxes</i>	34 468	2 698	15 533	7,85	45,19	81,43
Neporezni prihodi <i>Nontax revenue</i>	1 925 197	131 252	1 128 806	6,82	58,63	114,65
Prihodi od kapitala <i>Capital revenue</i>	1 420 963	34 860	173 395	2,45	12,20	19,61
Dotacije <i>Grants</i>	0	0	0	0,00	0,00	0,00
Ukupni rashodi i posudbe umanjene za otplate <i>Total expenditure and lending minus repayments</i>	35 792 168	3 323 905	19 932 456	9,29	55,69	108,70
Ukupni rashodi <i>Total expenditure</i>	33 854 738	3 211 758	19 687 882	9,49	58,15	109,89
Tekući rashodi <i>Current expenditure</i>	29 383 031	2 759 935	17 283 432	9,39	58,82	108,70
Rashodi za dobra i usluge <i>Expenditure on goods and services</i>	20 176 801	1 758 623	11 443 829	8,72	56,72	93,58
Plaćanje kamata <i>Interest payments</i>	2 352 679	362 810	1 354 471	15,42	57,57	166,31
Subvencije i ostali tekući transferi <i>Subsidies and other current transfers</i>	6 853 551	638 502	4 485 132	9,32	65,44	157,03
Kapitalni rashodi <i>Capital expenditure</i>	4 471 707	451 823	2 404 450	10,10	53,77	119,24
Posudbe umanjene za otplate <i>Lending minus repayments</i>	1 937 430	112 147	244 574	5,79	12,62	58,05
Višak na tekućim računima bez dotacija <i>Current account surplus without grants</i>	2 151 476	195 009	845 742	9,06	39,31	61,67
- % od BDP-a <i>% of GDP</i>	1,90	0,17	0,75			
Ukupni manjak/višak <i>Overall deficit/surplus</i>	- 2 836 698	- 334 101	- 1 629 887	11,78	57,46	895,25
- % od BDP-a <i>% of GDP</i>	- 2,50	- 0,29	- 1,44			
Ukupno financiranje <i>Total financing</i>	2 836 698	334 101	1 629 887	11,78	57,46	895,25
Strano financiranje <i>Abroad financing</i>	5 112 675	1 002 954	2 623 337	19,62	51,31	1 393,41
Domaće financiranje <i>Domestic financing</i>	- 2 275 977	- 668 853	- 993 450	29,39	43,65	16 002,74

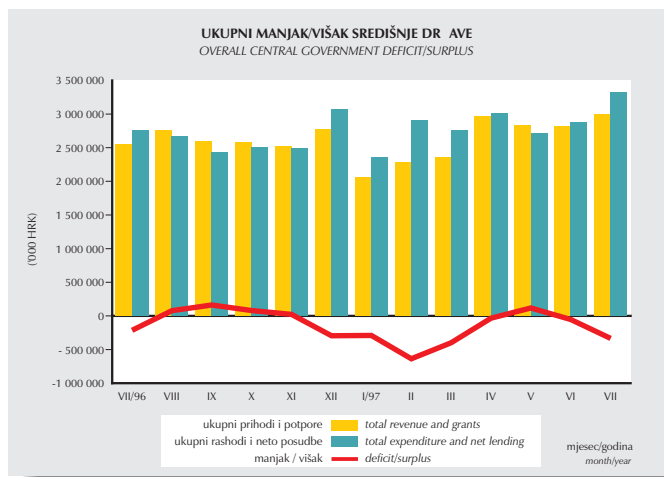
Izvor: Ministarstvo financija
Source: Ministry of Finance

RAZLIČITE MJERE MANJKA/VIŠKA SREDIŠNJEG DR AVNOG PRORAČUNA MEASURES OF CENTRAL GOVERNMENT BUDGET DEFICIT/SURPLUS

KONVENCIONALNI UKUPNI MANJAK/VIŠAK SREDIŠNJE DR AVE ('000 HRK)
(ukupni prihodi i potpore minus ukupni rashodi i posudbe umanjene za otplate)

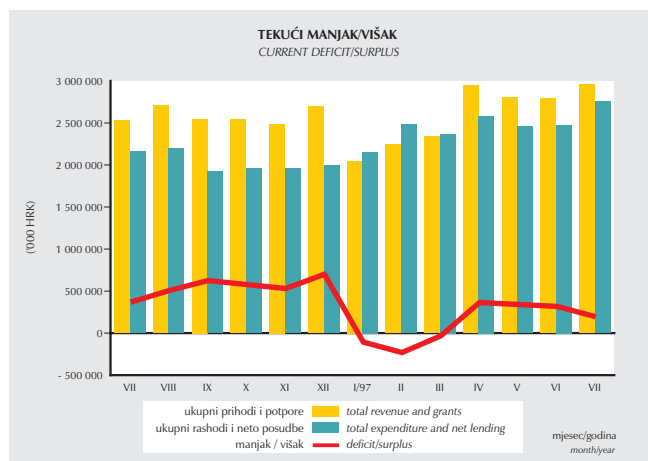
CONVENTIONAL OVERALL CENTRAL GOVT DEFICIT/SURPLUS ('000 HRK)
(total revenue and grants minus total expenditures and lending minus repayments)

	Ukupni prihodi i potpore <i>Total revenue and grants</i>	Ukupni rashodi i posudbe umanjene za otplate <i>Total expenditures and lending minus repayments</i>	Ukupni manjak/višk <i>Overall deficit/surplus</i>
VII/96	2 546 079,00	2 759 708,00	- 213 629,00
VIII	2 750 052,00	2 671 580,00	78 472,00
IX	2 598 677,00	2 436 759,00	161 918,00
X	2 579 453,55	2 499 309,00	80 144,55
XI	2 514 119,00	2 491 615,00	22 504,00
XII	2 769 393,00	3 064 392,30	-294 999,30
I/97	2 064 654,00	2 354 642,00	-289 988,00
II	2 276 240,00	2 913 042,00	-636 802,00
III	2 354 229,00	2 753 824,00	-399 595,00
IV	2 968 747,00	3 002 440,00	-33 693,00
V	2 831 547,00	2 713 155,00	118 392,00
VI	2 817 348,00	2 871 448,00	-54 100,00
VII	2 989 804,00	3 323 905,00	-334 101,00



TEKUĆI MANJAK/VIŠAK SREDIŠNJE DR AVE ('000 HRK)
(tekući prihodi minus tekući rashodi)

CURRENT CENTRAL GOVERNMENT DEFICIT/SURPLUS ('000 HRK)
(current revenue minus current expenditures)

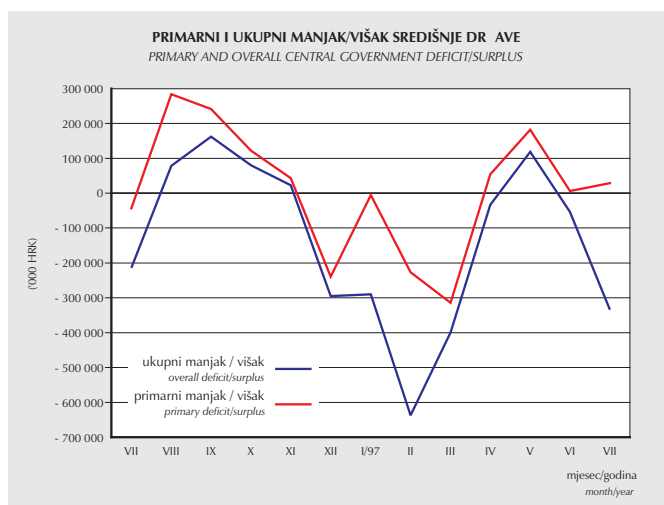


	Tekući prihodi <i>Current revenue</i>	Tekući rashodi <i>Current expenditure</i>	Tekući manjak/višk <i>Current deficit/surplus</i>
VII/96	2 527 583,00	2 159 006,00	368 577,00
VIII	2 702 859,00	2 194 908,00	507 951,00
IX	2 548 470,00	1 923 348,00	625 122,00
X	2 539 506,55	1 961 622,00	577 884,55
XI	2 489 662,00	1 958 644,00	531 018,00
XII	2 692 400,00	1 991 529,30	700 870,70
I/97	2 047 549,00	2 155 379,00	-107 830,00
II	2 246 957,00	2 478 654,00	-231 697,00
III	2 335 709,00	2 368 969,00	-33 260,00
IV	2 947 549,00	2 583 703,00	363 846,00
V	2 802 119,00	2 460 875,00	341 244,00
VI	2 794 346,00	2 475 917,00	318 429,00
VII	2 954 944,00	2 759 935,00	195 009,00

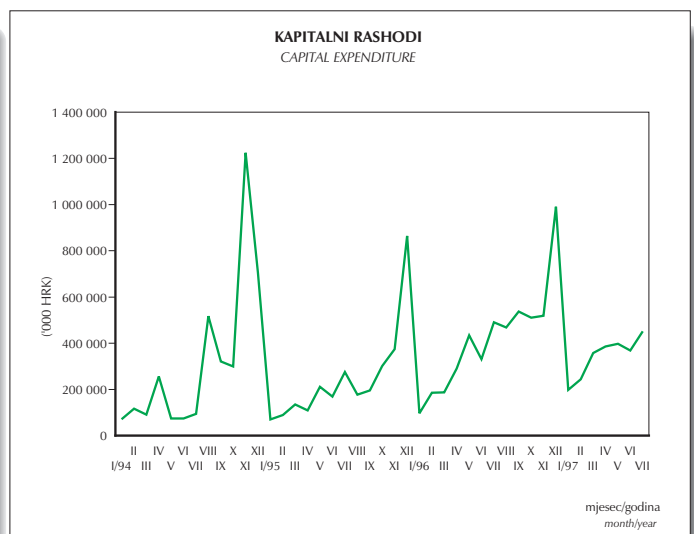
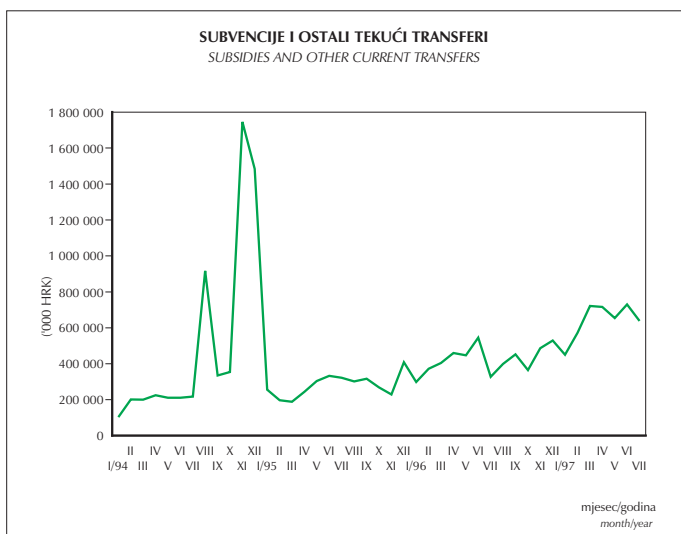
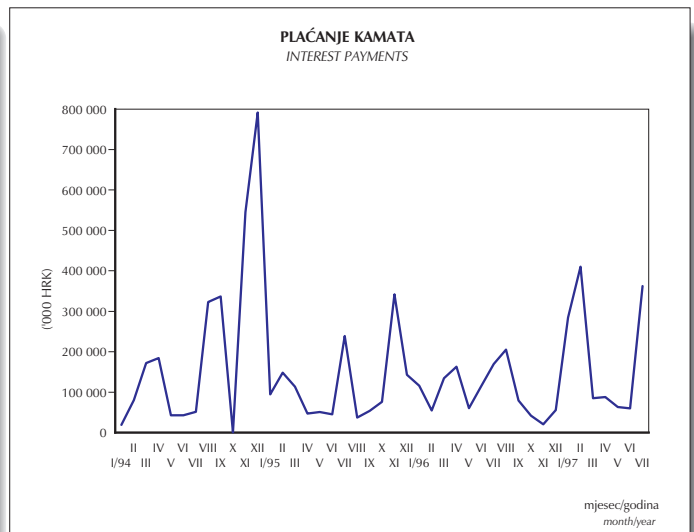
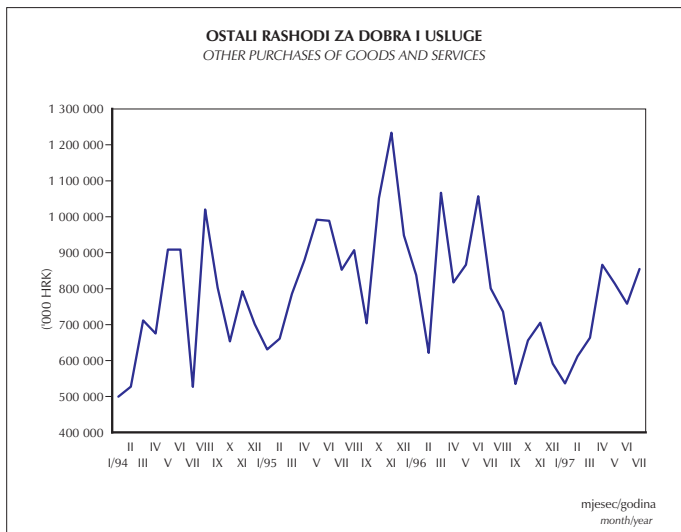
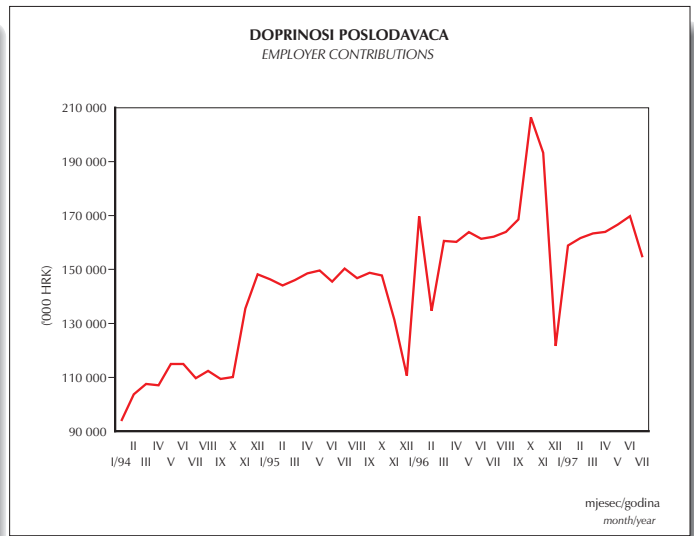
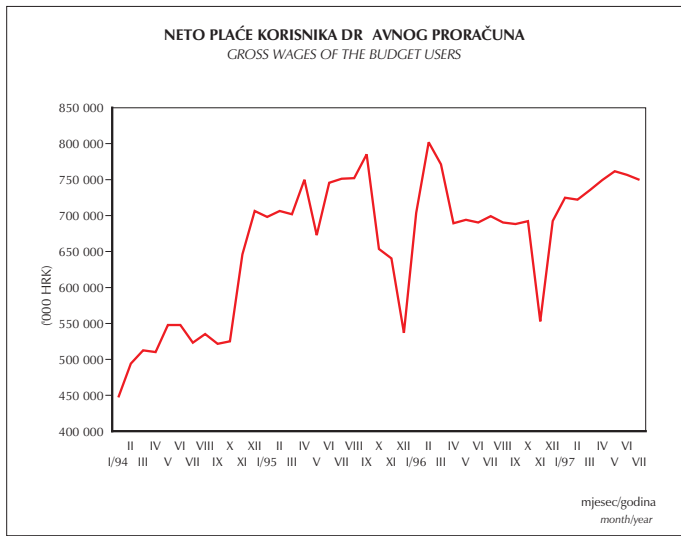
PRIMARNI MANJAK/VIŠAK SREDIŠNJE DR AVE ('000 HRK)
(ukupni manjak/višk plus plaćanja kamata)

PRIMARY CENTRAL GOVT DEFICIT/SURPLUS ('000 HRK)
(overall deficit/surplus plus interest payments)

	Ukupni manjak/višk <i>Overall deficit/surplus</i>	Plaćanje kamata <i>Interest payments</i>	Primarni manjak/višk <i>Primary deficit/surplus</i>
VII/96	- 173 839,00	169 834,00	- 4 005,00
VIII	78 472,00	205 316,00	283 788,00
IX	161 918,00	79 678,00	241 596,00
X	80 144,55	41 849,00	121 993,55
XI	22 504,00	20 398,00	2 106,00
XII	-294 999,30	55 941,00	-239 058,30
I/97	-289 988,00	284 755,00	-5 233,00
II	-636 802,00	410 220,00	-226 582,00
III	-399 595,00	85 279,00	-314 316,00
IV	-33 693,00	87 898,00	54 205,00
V	118 392,00	63 347,00	181 739,00
VI	-54 100,00	60 162,00	6 062,00
VII	-334 101,00	362 810,50	28 709,50



RASHODI SREDIŠNJEG DR AVNOG PRORAČUNA CENTRAL GOVERNMENT EXPENDITURES



RASHODI DR AVNOG PRORAČUNA PO FUNKCIONALNOJ KLASIFIKACIJI
BUDGETARY CENTRAL GOVERNMENT EXPENDITURE BY FUNCTION

	(Nominalne vrijednosti u 000 HRK) (Nominal values in 000 of HRK)				Udio u bruto domaćem proizvodu (u postotku) Share in gross domestic product (as percentage)			
	Ostvarenje Outturn 1996	Proračun Budget 1997	Ostvarenje Outturn		Ostvarenje Outturn 1996	Proračun Budget 1997	Ostvarenje Outturn	
			I-III/1997	I-VI/1997	I-III/1997	I-VI/1997	I-III/1997	I-VI/1997
Ukupni rashodi i neto posudbe <i>Total expenditure and net lending</i>	31 501 501	35 792 168	8 021 508	16 608 551	30,56	31,59	7,08	14,66
I. Ukupni rashodi <i>Total expenditure</i>	30 972 816	33 854 738	7 803 290	16 476 124	30,05	29,88	6,89	14,54
1. Opće javne slu be <i>General public services</i>	1 911 595	2 178 747	460 024	975 314	1,85	1,92	0,41	0,86
2. Poslovi i usluge obrane <i>Defense affairs and services</i>	7 760 190	7 000 136	1 499 796	3 452 976	7,53	6,18	1,32	3,05
3. Poslovi javnog reda i sigurnosti <i>Public order and safety affairs</i>	3 714 158	4 069 233	890 494	1 914 814	3,60	3,59	0,79	1,69
4. Poslovi i usluge obrazovanja <i>Education affairs and services</i>	3 599 830	4 049 762	891 639	1 855 773	3,49	3,57	0,79	1,64
5. Poslovi i usluge zdravstva <i>Health affairs and services</i>	151 619	193 157	37 585	79 277	0,15	0,17	0,03	0,07
6. Socijalno osiguranje i zaštita <i>Social security and welfare aff. and services</i>	4 408 288	6 293 035	1 620 983	3 432 955	4,28	5,55	1,43	3,03
7. Poslovi stanovanja i komunalnih djelatnosti <i>Housing and community amenity aff. & serv.</i>	2 602 722	2 078 389	391 160	738 430	2,53	1,83	0,35	0,65
8. Rekreativski, kulturni i relig. poslovi i usluge <i>Recreational, cultural and religious aff. and serv.</i>	410 711	546 821	90 624	217 294	0,40	0,48	0,08	0,19
9. Poljoprivreda, šumarstvo, ribolov ... <i>Agriculture, forestry, fishing ... aff. and serv.</i>	550 976	612 675	146 168	303 672	0,53	0,54	0,13	0,27
10. Rudarstvo, industrija i građevinarstvo <i>Mining, manufacturing, const. aff. and serv.</i>	381 307	463 141	93 523	311 869	0,37	0,41	0,08	0,28
11. Poslovi i usluge prometa i veza <i>Transport and communicat. aff. and serv.</i>	3 404 954	3 098 331	748 739	1 772 413	3,30	2,73	0,66	1,56
12. Ostali ekonomski poslovi i usluge <i>Other economic aff. and services</i>	305 008	363 101	28 956	120 084	0,30	0,32	0,03	0,11
13. Troškovi koji nisu klasificirani u glavne grupe <i>Expenditures not classified by major group</i>	1 771 458	2 908 210	903 599	1 301 253	1,72	2,57	0,80	1,15

Izvor: Ministarstvo financija
Source: Ministry of Finance

REZULTATI AUKCIJA TREZORSKIH ZAPISA MINISTARSTVA FINACIJA RESULTS OF THE TREASURY BILL'S AUCTIONS HELD BY THE MINISTRY OF FINANCE

Stranim investitorima na aukcije trezorskih zapisa nije dozvoljen direktan pristup. Slijedeća aukcija odr at će se 26. kolovoza, kada će biti ponuđen upis 60 000 000,00 kuna trezorskih zapisa s dospijecom 91 dan.

Foreign investors have no direct access to T-bill auctions. Next auction will be on 26 August for 91 days' T-bills at the amount of 60 000 000,00 HRK.

Datum aukcije: 15. srpnja 1997.
Date of auction: 15 July 1997

Iznos i vrsta emisije: 28 500 000,00 HRK - na 182 dana
Size and type of issue: 28 500 000,00 HRK - 182 days' T-bills

Ukupan iznos pristiglih ponuda: 36 500 000,00 HRK
Total of bids received: 36 500 000,00 HRK

Vagana prosječna ponuđena cijena: 95 024,00 uz kamatu od 10,50 %
Weighted average price of the bids received: 95 024,00 yielding 10,50 %

Ostvarena jedinstvena prodajna cijena: 95 025,00 na 100 HRK uz kamatu od 10,50 %
Uniform price allocation at 95 025,00 HRK per 100 HRK nominal value, yielding 10,50 %

Datum aukcije: 29. srpnja 1997.
Date of auction: 29 July 1997

Iznos i vrsta emisije: 76 800 000,00 HRK - na 91 dan
Size and type of issue: 76 800 000,00 HRK - 91 days' T-bills

Ukupan iznos pristiglih ponuda: 76 800 000,00 HRK
Total of bids received: 76 800 000,00 HRK

Vagana prosječna ponuđena cijena: 97 632,00 uz kamatu od 9,73 %
Weighted average price of the bids received: 97 632,00 yielding 9,73 %

Ostvarena jedinstvena prodajna cijena: 97 567,00 na 100 HRK uz kamatu od 10,00 %
Uniform price allocation at 97 567,00 HRK per 100 HRK nominal value, yielding 10,00 %

Datum aukcije: 12. kolovoza 1997.
Date of auction: 12 August 1997

Iznos i vrsta emisije: 58 800 000,00 HRK - na 182 dana
Size and type of issue: 58 800 000,00 HRK - 182 days' T-bills

Ukupan iznos pristiglih ponuda: 63 800 000,00 HRK
Total of bids received: 63 800 000,00 HRK

Vagana prosječna ponuđena cijena: 95 208,00 uz kamatu od 10,09 %
Weighted average price of the bids received: 95 208,00 yielding 10,09 %

Ostvarena jedinstvena prodajna cijena: 95 025,00 na 100 HRK uz kamatu od 10,50 %
Uniform price allocation at 95 025,00 HRK per 100 HRK nominal value, yielding 10,50 %

Datum aukcije: 19. kolovoza 1997.
Date of auction: 19 August 1997


Iznos i vrsta emisije: 109 400 000,00 HRK - na 42 dana
Size and type of issue: 109 400 000,00 HRK - 42 days' T-bills

Ukupan iznos pristiglih ponuda: 139 400 000,00 HRK
Total of bids received: 139 400 000,00 HRK

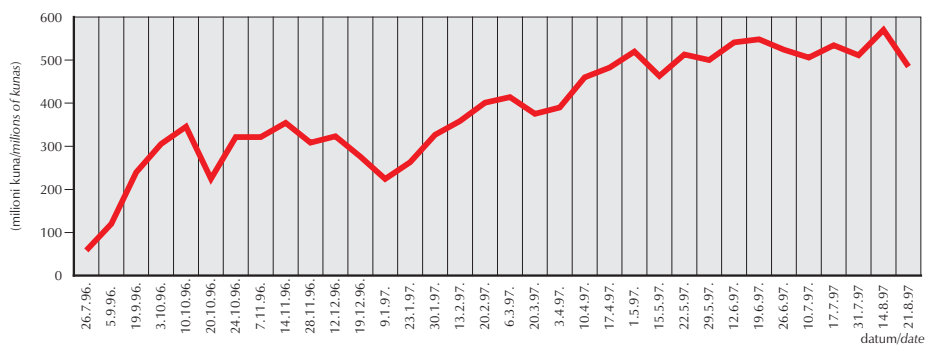
Vagana prosječna ponuđena cijena: 98 999,00 uz kamatu od 8,79 %
Weighted average price of the bids received: 98 999,00 yielding 8,79 %

Ostvarena jedinstvena prodajna cijena: 98 975,00 na 100 HRK uz kamatu od 9,00 %
Uniform price allocation at 98 975,00 HRK per 100 HRK nominal value, yielding 9,00 %

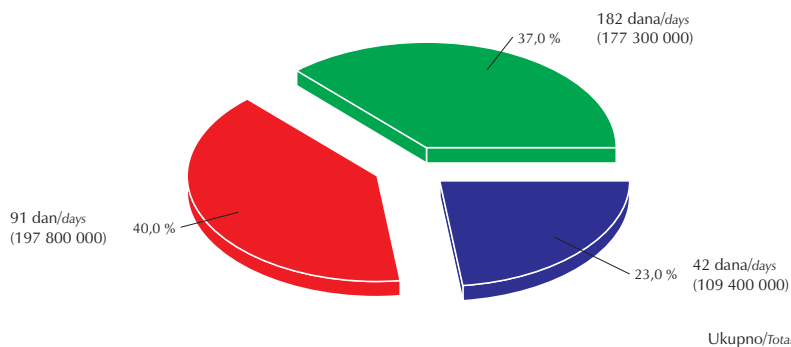
Struktura upisanih trezorskih zapisa prema kupcima
Structure of bids accepted according to buyers



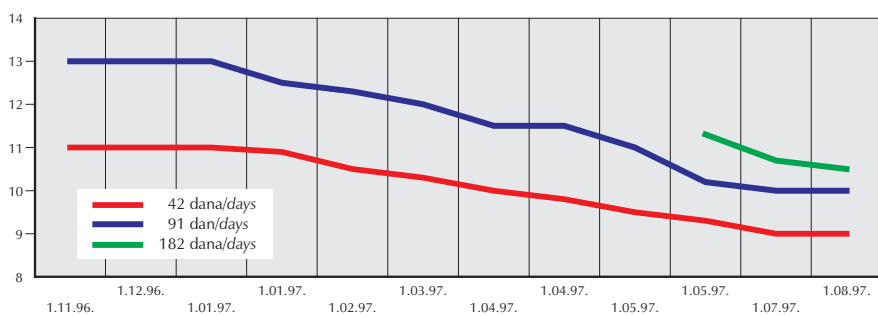
Obveze po izdanim trezorskim zapisima
T-Bills Outstanding Debt



Struktura trezorskih zapisa na dan 21. kolovoza 1997.
Structure of outstanding T-Bills on 21 August 1997



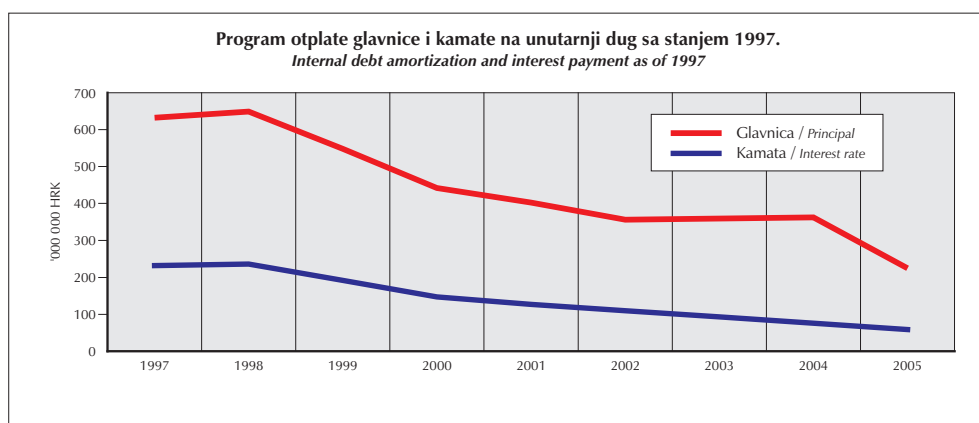
Kamatne stope na trezorske zapise
Annual yield on T-Bills



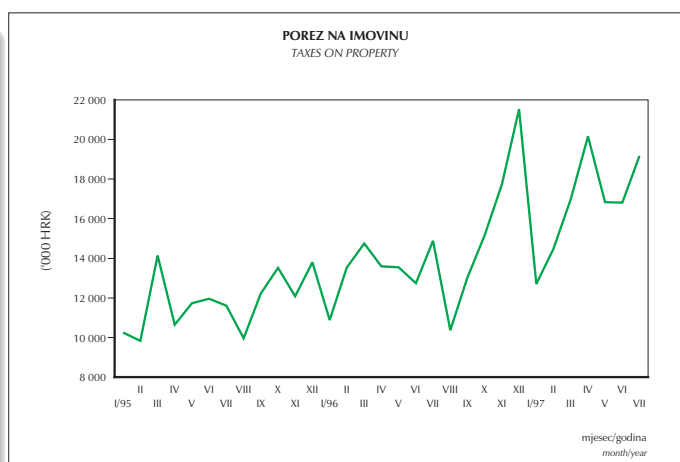
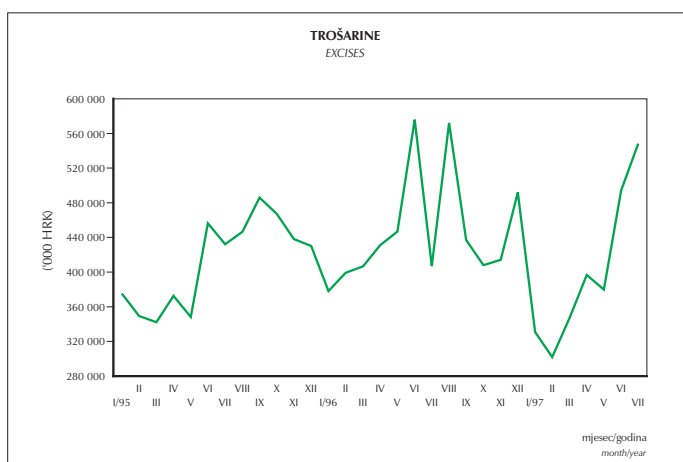
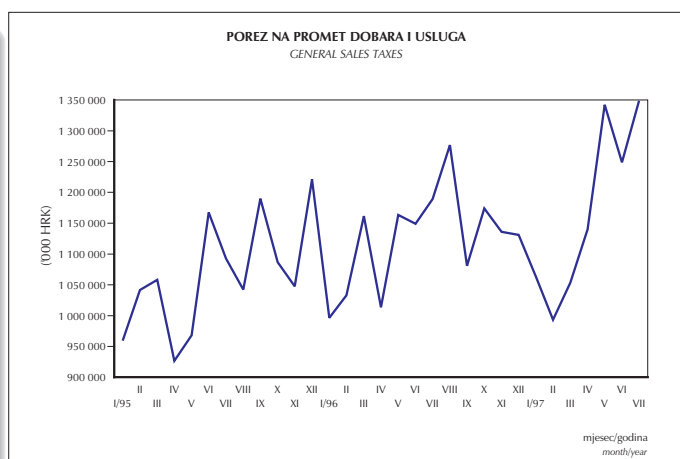
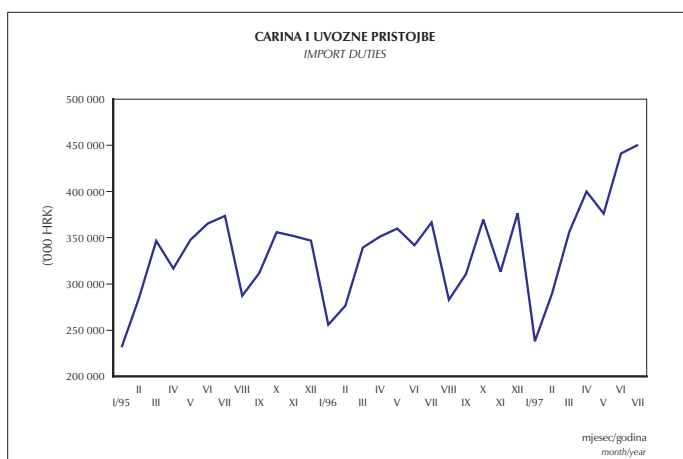
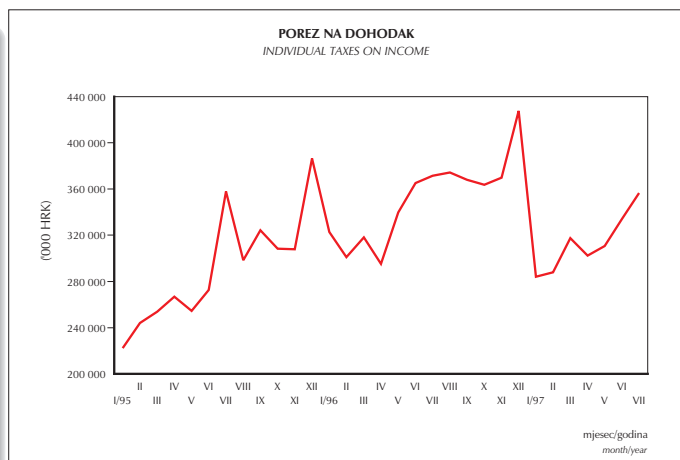
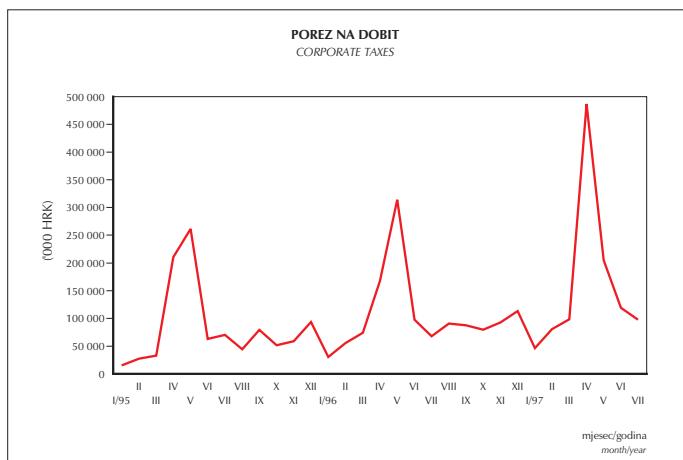
UNUTARNJI DUG REPUBLIKE HRVATSKE DOMESTIC DEBT OF THE REPUBLIC OF CROATIA

STANJE UNUTARNJEG DUGA U '000 HRK (21. KOLOVOZA 1997)
DOMESTIC DEBT STOCK IN '000 HRK (21. AUGUST 1997)

Dug po osnovi: <i>Debt item:</i>	Iznos: <i>Stock:</i>	Dospijeće: <i>Maturity:</i>	Kamata: <i>Interest rate:</i>
Stara devizna štednja <i>Frozen foreign exchange deposits</i>	7 251 741	2005	5%
"Velike obveznice" I <i>Big Bonds - Series I</i>	1 532 737	2011	-
"Velike obveznice" II <i>Big Bonds - Series II</i>	768 310	2011	7,20%
"Velike obveznice" III <i>Big Bonds - Series III</i>	729 384	2012	7,20%
"Velike obveznice" IV <i>Big Bonds - Series IV</i>	651 205	2000	12%
Obveznice JDA <i>Bond JDA</i>	365 024	1999	12%
Obveznice JDB <i>Bond JDB</i>	436 739	1999	8%
Obveznice za obnovu <i>Reconstruction Bond</i>	22 818	2003	7 - 10%
Eurokunske obveznice <i>Eurokuna</i>	300 000	1998	12,50%
Kredit NBH - I <i>NBC- credit 1</i>	11 650	2004	1%
Kredit NBH - III <i>NBC credit - III</i>	96 974	1997	8%
Sanacija banaka - Serija I <i>BRA Bonds I</i>	1 019 349	2006	8,50%
Sanacija banaka - Serija II <i>BRA Bonds II</i>	301 004	2012	5%
Sanacija banaka - Serija III <i>BRA Bonds III</i>	756 313	2012	7,20%
Sanacija banaka - Serija IV <i>BRA Bonds IV</i>	419 777	2012	5%
Srednjoročni i dugoročni dug: <i>Medium and long term debt:</i>	14 663 025		
Trezorski zapisi <i>Treasury Bills</i>	484 500		
Kratkoročni dug: <i>Short-term debt:</i>	484 500		
Ukupni dug: <i>Total debt:</i>	15 147 525		



POREZNI PRIHODI SREDIŠNJEG DR AVNOG PRORAČUNA CENTRAL GOVERNMENT'S TAX REVENUE

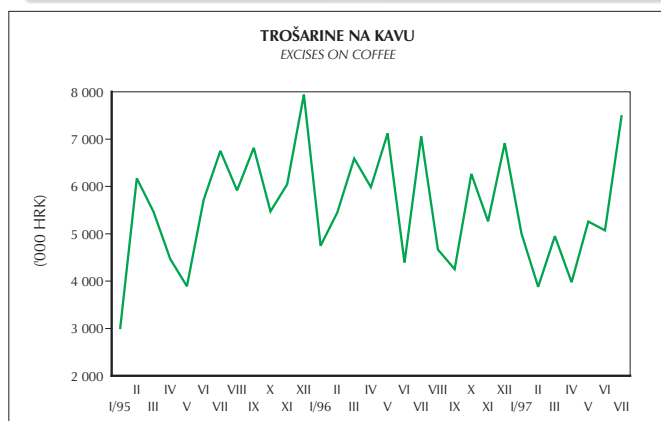
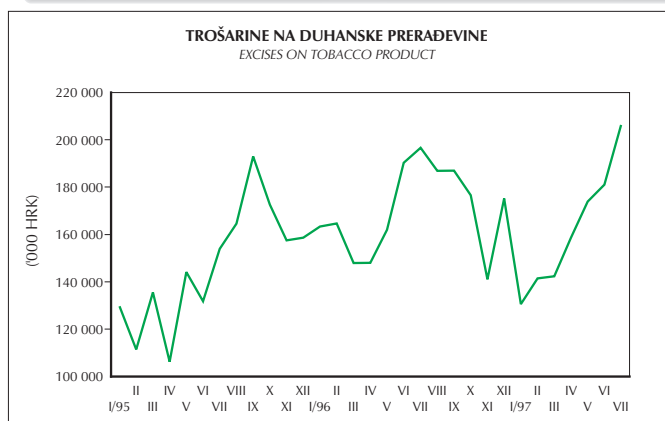
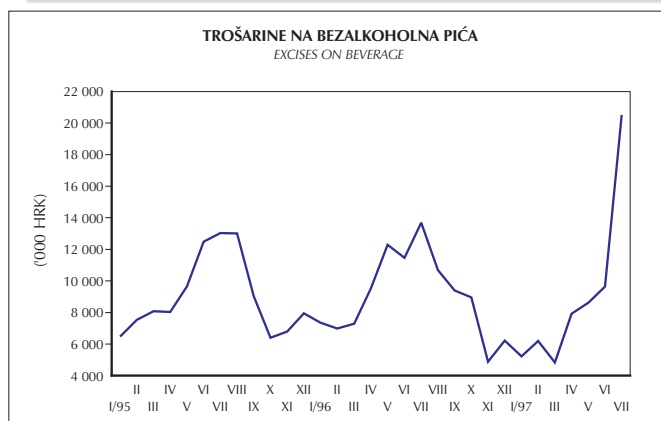
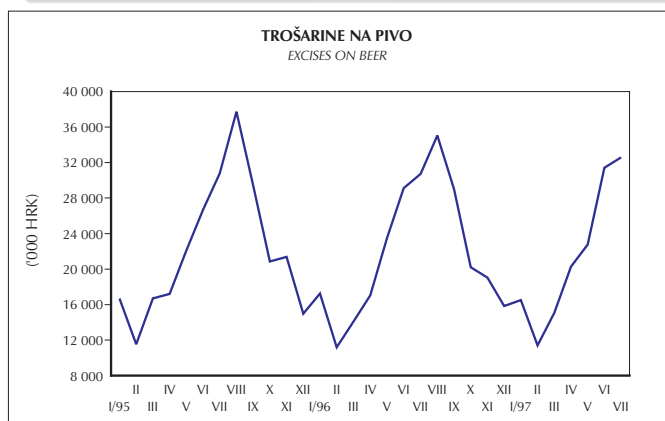
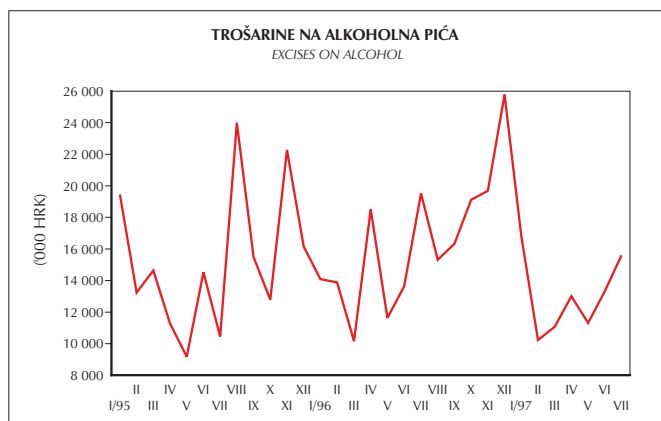
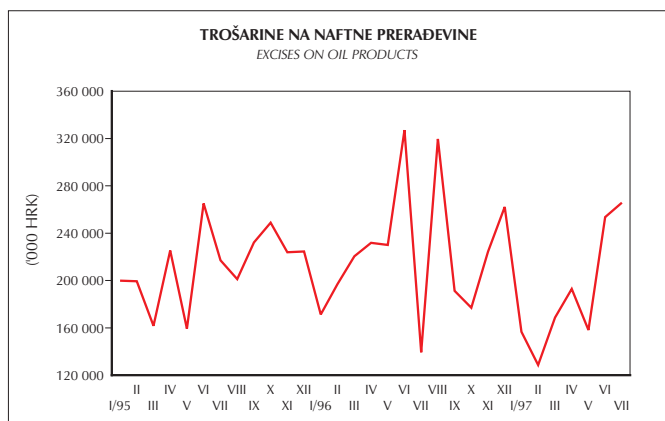


- podaci su nedesezonirane nominalne varijable
- data are expressed as nominal values not seasonally adjusted

Izvor: Ministarstvo financija
Source: Ministry of Finance

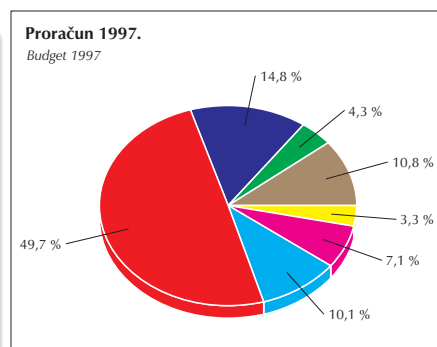
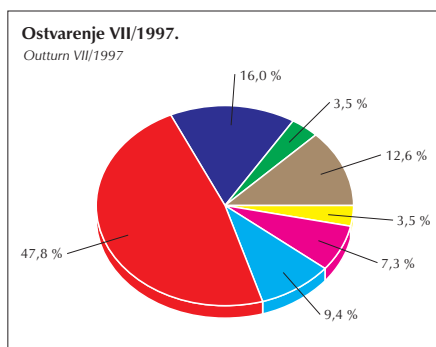
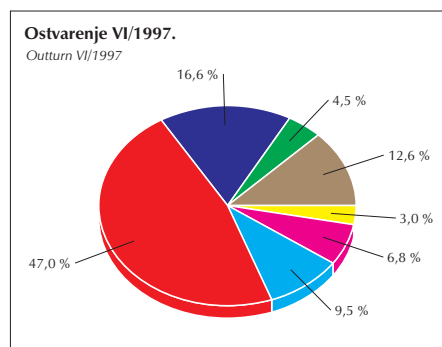
NAPLATA I STRUKTURA TROŠARINA U 1995., 1996. I 1997. GODINI

EXCISES' TAXATION AND ITS STRUCTURE IN 1995, 1996 AND 1997



STRUKTURA POREZNIH PRIHODA

STRUCTURE OF TAX REVENUES



Porez na dohodak
Individual taxes on income
 Porez na dobit
Corporate taxes
 Carina i uvozne pristojbe
Import duties
 Porez na promet dobara i usluga
General sales taxes
 Trošarine na naftne prerađevine
Excises on oil products
 Trošarine na duhan
Excises on tobacco products
 Ostalo
Other taxes

Napomena: podaci nisu desezonirani
Notes on methodology: data are not seasonally adjusted

IZVOR: MINISTARSTVO FINANCIJA
SOURCE: MINISTRY OF FINANCE